

## Potential collective terminal - PTU 35/4X6/6X2,5 - 3214080

Please be informed that the data shown in this PDF Document is generated from our Online Catalog. Please find the complete data in the user's documentation. Our General Terms of Use for Downloads are valid (<http://phoenixcontact.com/download>)



Potential collective terminal, nom. voltage: 1000 V, nominal current: 105 A, connection method: Screw connection, Push-in connection, number of connections: 11, cross section: 1.5 mm<sup>2</sup> - 50 mm<sup>2</sup>, AWG: 16 - 1/0, width: 16.3 mm, color: gray, mounting type: NS 35/7,5, NS 35/15

### Why buy this product

- ✓ The terminal block base is ideal for use in building installation and machine building applications
- ✓ The Push-in connection terminal blocks are characterized by the system features of the CLIPLINE complete system and by easy and tool-free wiring of conductors with ferrules or solid conductors
- ✓ The compact design and front connection enable wiring in a confined space
- ✓ In addition to the testing facility in the double function shaft, all terminal blocks provide an additional test connection

RoHS

### Key Commercial Data

Packing unit	1 STK
Minimum order quantity	20 STK
GTIN	 4 055626 167619
GTIN	4055626167619
Weight per Piece (excluding packing)	30.800 g
Custom tariff number	85369010
Country of origin	Poland

### Technical data

#### General

Note	In the end application, the applicable safety regulations for overload and short-circuit protection on the connected conductors must be considered.
Number of levels	1
Number of connections	11
Color	gray

## Potential collective terminal - PTU 35/4X6/6X2,5 - 3214080

### Technical data

#### General

Insulating material	PA
Flammability rating according to UL 94	V0
Rated surge voltage	8 kV
Degree of pollution	2
Overvoltage category	III
Insulating material group	I
Maximum power dissipation for nominal condition	4.06 W (the value is multiplied when connecting multiple levels)
Connection method	Screw connection
Connection in acc. with standard	IEC 60947-7-1
Maximum load current	105 A (The maximum load current must not be exceeded by the total current of all connected conductors.)
Nominal current $I_N$	105 A
Nominal voltage $U_N$	1000 V
Connection method	Push-in connection
Connection in acc. with standard	IEC 60947-7-1
Maximum load current	41 A
Nominal current $I_N$	41 A
Nominal voltage $U_N$	1000 V
Open side panel	No
Shock protection test specification	DIN EN 50274 (VDE 0660-514):2002-11
Back of the hand protection	guaranteed
Finger protection	guaranteed
Result of surge voltage test	Test passed
Surge voltage test setpoint	9.8 kV
Result of power-frequency withstand voltage test	Test passed
Power frequency withstand voltage setpoint	2.2 kV
Result of the test for mechanical stability of terminal points (5 x conductor connection)	Test passed
Result of bending test	Test passed
Bending test rotation speed	10 rpm
Bending test turns	135
Bending test conductor cross section/weight	1.5 mm <sup>2</sup> / 0.4 kg
	35 mm <sup>2</sup> / 6.8 kg
	50 mm <sup>2</sup> / 9.5 kg
	0.5 mm <sup>2</sup> / 0.3 kg
	6 mm <sup>2</sup> / 1.4 kg
	10 mm <sup>2</sup> / 2 kg

## Potential collective terminal - PTU 35/4X6/6X2,5 - 3214080

### Technical data

#### General

	0.14 mm <sup>2</sup> / 0.2 kg
	2.5 mm <sup>2</sup> / 0.7 kg
	4 mm <sup>2</sup> / 0.9 kg
Tensile test result	Test passed
Conductor cross section tensile test	1.5 mm <sup>2</sup>
Tractive force setpoint	40 N
Conductor cross section tensile test	35 mm <sup>2</sup>
Tractive force setpoint	190 N
Conductor cross section tensile test	50 mm <sup>2</sup>
Tractive force setpoint	236 N
Conductor cross section tensile test	0.5 mm <sup>2</sup>
Tractive force setpoint	20 N
Result of tight fit on support	Test passed
Tight fit on carrier	NS 35
Setpoint	10 N
Result of voltage-drop test	Test passed
Requirements, voltage drop	≤ 1.6 mV
Result of temperature-rise test	Test passed
Short circuit stability result	Test passed
Conductor cross section short circuit testing	35 mm <sup>2</sup>
Short-time current	3 kA
Conductor cross section short circuit testing	50 mm <sup>2</sup>
Short-time current	4.8 kA
Result of aging test	Test passed
Ageing test for screwless modular terminal block temperature cycles	192
Result of thermal test	Test passed
Proof of thermal characteristics (needle flame) effective duration	30 s
Oscillation, broadband noise test result	Test passed
Test specification, oscillation, broadband noise	DIN EN 50155 (VDE 0115-200):2008-03
Test spectrum	Service life test category 2, bogie-mounted
Test frequency	f <sub>1</sub> = 5 Hz to f <sub>2</sub> = 250 Hz
ASD level	6.12 (m/s <sup>2</sup> ) <sup>2</sup> /Hz
Acceleration	3.12 g
Test duration per axis	5 h
Test directions	X-, Y- and Z-axis
Shock test result	Test passed
Test specification, shock test	DIN EN 50155 (VDE 0115-200):2008-03

## Potential collective terminal - PTU 35/4X6/6X2,5 - 3214080

### Technical data

#### General

Shock form	Half-sine
Acceleration	30g
Shock duration	18 ms
Number of shocks per direction	3
Test directions	X-, Y- and Z-axis (pos. and neg.)
Relative insulation material temperature index (Elec., UL 746 B)	130 °C
Temperature index of insulation material (DIN EN 60216-1 (VDE 0304-21))	130 °C
Static insulating material application in cold	-60 °C
Behavior in fire for rail vehicles (DIN 5510-2)	Test passed
Flame test method (DIN EN 60695-11-10)	V0
Oxygen index (DIN EN ISO 4589-2)	>32 %
NF F16-101, NF F10-102 Class I	2
NF F16-101, NF F10-102 Class F	2
Surface flammability NFPA 130 (ASTM E 162)	passed
Specific optical density of smoke NFPA 130 (ASTM E 662)	passed
Smoke gas toxicity NFPA 130 (SMP 800C)	passed
Calorimetric heat release NFPA 130 (ASTM E 1354)	28 MJ/kg
Fire protection for rail vehicles (DIN EN 45545-2) R22	HL 1 - HL 3
Fire protection for rail vehicles (DIN EN 45545-2) R23	HL 1 - HL 3
Fire protection for rail vehicles (DIN EN 45545-2) R24	HL 1 - HL 3
Fire protection for rail vehicles (DIN EN 45545-2) R26	HL 1 - HL 3

#### Dimensions

Width	16.3 mm
Length	110.4 mm
Height NS 35/7,5	48.8 mm
Height NS 35/15	56.3 mm

#### Connection data

Connection method	Screw connection
Connection in acc. with standard	IEC 60947-7-1
Screw thread	M6
Tightening torque, min	3.2 Nm
Tightening torque max	3.7 Nm
Stripping length	18 mm
Conductor cross section solid min.	1.5 mm <sup>2</sup>
Conductor cross section solid max.	50 mm <sup>2</sup>
Conductor cross section AWG min.	16

## Potential collective terminal - PTU 35/4X6/6X2,5 - 3214080

### Technical data

#### Connection data

Conductor cross section AWG max.	1/0
Conductor cross section flexible min.	1.5 mm <sup>2</sup>
Conductor cross section flexible max.	50 mm <sup>2</sup>
Min. AWG conductor cross section, flexible	16
Max. AWG conductor cross section, flexible	1/0
Conductor cross section flexible, with ferrule without plastic sleeve min.	1.5 mm <sup>2</sup>
Conductor cross section flexible, with ferrule without plastic sleeve max.	35 mm <sup>2</sup>
Conductor cross section flexible, with ferrule with plastic sleeve min.	1.5 mm <sup>2</sup>
Conductor cross section flexible, with ferrule with plastic sleeve max.	35 mm <sup>2</sup>
2 conductors with same cross section, solid min.	1.5 mm <sup>2</sup>
2 conductors with same cross section, solid max.	16 mm <sup>2</sup>
Two conductors with the same cross section, AWG solid min.	16
Two conductors with the same cross section, AWG solid max.	6
2 conductors with same cross section, stranded min.	1.5 mm <sup>2</sup>
2 conductors with same cross section, stranded max.	10 mm <sup>2</sup>
Two conductors with the same cross section, AWG stranded, min.	16
Two conductors with the same cross section, AWG stranded, max.	8
2 conductors with same cross section, stranded, ferrules without plastic sleeve, min.	1.5 mm <sup>2</sup>
2 conductors with same cross section, stranded, ferrules without plastic sleeve, max.	10 mm <sup>2</sup>
Internal cylindrical gage	B9
Connection method	Push-in connection
Connection in acc. with standard	IEC 60947-7-1
Stripping length	12 mm
Conductor cross section solid min.	0.5 mm <sup>2</sup>
Conductor cross section solid max.	10 mm <sup>2</sup>
Conductor cross section AWG min.	20
Conductor cross section AWG max.	8
Conductor cross section flexible min.	0.5 mm <sup>2</sup>
Conductor cross section flexible max.	6 mm <sup>2</sup>
Min. AWG conductor cross section, flexible	20
Max. AWG conductor cross section, flexible	10
Conductor cross section flexible, with ferrule without plastic sleeve min.	0.5 mm <sup>2</sup>
Conductor cross section flexible, with ferrule without plastic sleeve max.	6 mm <sup>2</sup>
Conductor cross section flexible, with ferrule with plastic sleeve min.	0.5 mm <sup>2</sup>
Conductor cross section flexible, with ferrule with plastic sleeve max.	6 mm <sup>2</sup>

## Potential collective terminal - PTU 35/4X6/6X2,5 - 3214080

### Technical data

#### Connection data

2 conductors with same cross section, stranded, TWIN ferrules with plastic sleeve, min.	0.5 mm <sup>2</sup>
2 conductors with same cross section, stranded, TWIN ferrules with plastic sleeve, max.	1.5 mm <sup>2</sup>
Conductor cross section solid min.	1 mm <sup>2</sup>
Conductor cross section solid max.	10 mm <sup>2</sup>
Conductor cross section AWG min.	18
Conductor cross section AWG max.	8
Conductor cross section flexible, with ferrule with plastic sleeve min.	1 mm <sup>2</sup>
Conductor cross section flexible, with ferrule with plastic sleeve max.	6 mm <sup>2</sup>
Conductor cross section flexible, with ferrule without plastic sleeve min.	1 mm <sup>2</sup>
Conductor cross section flexible, with ferrule without plastic sleeve max.	6 mm <sup>2</sup>
Connection method	Push-in connection
Connection in acc. with standard	IEC 60947-7-1
Stripping length	8 mm ... 10 mm
Conductor cross section solid min.	0.14 mm <sup>2</sup>
Conductor cross section solid max.	4 mm <sup>2</sup>
Conductor cross section AWG min.	26
Conductor cross section AWG max.	12
Conductor cross section flexible min.	0.14 mm <sup>2</sup>
Conductor cross section flexible max.	2.5 mm <sup>2</sup>
Min. AWG conductor cross section, flexible	26
Max. AWG conductor cross section, flexible	14
Conductor cross section flexible, with ferrule without plastic sleeve min.	0.14 mm <sup>2</sup>
Conductor cross section flexible, with ferrule without plastic sleeve max.	2.5 mm <sup>2</sup>
Conductor cross section flexible, with ferrule with plastic sleeve min.	0.14 mm <sup>2</sup>
Conductor cross section flexible, with ferrule with plastic sleeve max.	2.5 mm <sup>2</sup>
2 conductors with same cross section, stranded, TWIN ferrules with plastic sleeve, min.	0.5 mm <sup>2</sup>
2 conductors with same cross section, stranded, TWIN ferrules with plastic sleeve, max.	1.5 mm <sup>2</sup>
Conductor cross section solid min.	0.34 mm <sup>2</sup>
Conductor cross section solid max.	4 mm <sup>2</sup>
Conductor cross section flexible, with ferrule with plastic sleeve min.	0.34 mm <sup>2</sup>
Conductor cross section flexible, with ferrule with plastic sleeve max.	2.5 mm <sup>2</sup>
Conductor cross section flexible, with ferrule without plastic sleeve min.	0.34 mm <sup>2</sup>
Conductor cross section flexible, with ferrule without plastic sleeve max.	2.5 mm <sup>2</sup>

#### Standards and Regulations

# Potential collective terminal - PTU 35/4X6/6X2,5 - 3214080

## Technical data

### Standards and Regulations

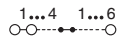
Connection in acc. with standard	IEC 60947-7-1
	IEC 60947-7-1
Flammability rating according to UL 94	V0
Fire protection for rail vehicles (DIN EN 45545-2) R22	HL 1 - HL 3 HL 1 - HL 3 HL 1 - HL 3 HL 1 - HL 3
Fire protection for rail vehicles (DIN EN 45545-2) R23	HL 1 - HL 3 HL 1 - HL 3 HL 1 - HL 3 HL 1 - HL 3
Fire protection for rail vehicles (DIN EN 45545-2) R24	HL 1 - HL 3 HL 1 - HL 3 HL 1 - HL 3 HL 1 - HL 3
Fire protection for rail vehicles (DIN EN 45545-2) R26	HL 1 - HL 3 HL 1 - HL 3 HL 1 - HL 3 HL 1 - HL 3
Note	Notes on operation In the end application, the applicable safety regulations for overload and short-circuit protection on the connected conductors must be considered.

### Environmental Product Compliance

China RoHS	Environmentally Friendly Use Period = 50
	For details about hazardous substances go to tab "Downloads", Category "Manufacturer's declaration"

## Drawings

### Circuit diagram



## Classifications

### eCl@ss

eCl@ss 4.0	27141127
eCl@ss 4.1	27141127
eCl@ss 5.0	27141127
eCl@ss 5.1	27141111
eCl@ss 6.0	27141148
eCl@ss 7.0	27141148
eCl@ss 8.0	27141120
eCl@ss 9.0	27141120

### ETIM

ETIM 3.0	EC000897
ETIM 4.0	EC000897
ETIM 5.0	EC000897
ETIM 6.0	EC000897

# Potential collective terminal - PTU 35/4X6/6X2,5 - 3214080

## Classifications

### UNSPSC

UNSPSC 6.01	30211812
UNSPSC 7.0901	39121410
UNSPSC 11	39121411
UNSPSC 12.01	39121411
UNSPSC 13.2	39121411

## Approvals


### Approvals


#### Approvals

CSA / UL Recognized / cUL Recognized / cULus Recognized

#### Ex Approvals

### Approval details

CSA		<a href="http://www.csagroup.org/services-industries/product-listing/">http://www.csagroup.org/services-industries/product-listing/</a>	13631
	B	C	
mm <sup>2</sup> /AWG/kcmil	14-2	14-2	
Nominal current IN	102 A	102 A	
Nominal voltage UN	600 V	600 V	

UL Recognized		<a href="http://database.ul.com/cgi-bin/XYV/template/LISEXT/1FRAME/index.htm">http://database.ul.com/cgi-bin/XYV/template/LISEXT/1FRAME/index.htm</a>	FILE E 60425
	B	C	
mm <sup>2</sup> /AWG/kcmil	14-2	14-2	
Nominal current IN	102 A	102 A	
Nominal voltage UN	600 V	600 V	



# Potential collective terminal - PTU 35/4X6/6X2,5 - 3214080

## Approvals

cUL Recognized		<a href="http://database.ul.com/cgi-bin/XYV/template/LISEXT/1FRAME/index.htm">http://database.ul.com/cgi-bin/XYV/template/LISEXT/1FRAME/index.htm</a>	FILE E 60425
		B	C
mm <sup>2</sup> /AWG/kcmil		14-2	14-2
Nominal current IN		102 A	102 A
Nominal voltage UN		600 V	600 V

cULus Recognized		<a href="http://database.ul.com/cgi-bin/XYV/template/LISEXT/1FRAME/index.htm">http://database.ul.com/cgi-bin/XYV/template/LISEXT/1FRAME/index.htm</a>
------------------	--	---

## Accessories

### Accessories

#### Crimping tool

Crimping pliers - CRIMPFOX CENTRUS 6S - 1213144



Crimping pliers, for uninsulated and insulated ferrules, DIN 46228 Part 1 and 4, from 0.14 mm<sup>2</sup> to 6 mm<sup>2</sup>, also for TWIN ferrules up to 2 x 4 mm<sup>2</sup>, automatic cross section adjustment, lateral insertion, equipped with fall protection

Crimping pliers - CRIMPFOX CENTRUS 10S - 1213154



Crimping pliers, for uninsulated and insulated ferrules, DIN 46228 Part 1 and 4, from 0.14 mm<sup>2</sup> ... 10 mm<sup>2</sup>, also for TWIN ferrules up to 2 x 4 mm<sup>2</sup>, automatic cross section adjustment, lateral insertion, equipped with fall protection

Crimping pliers - CRIMPFOX CENTRUS 6H - 1213146



Crimping pliers, for uninsulated and insulated ferrules, DIN 46228 Part 1 and 4, from 0.14 mm<sup>2</sup> to 6 mm<sup>2</sup>, also for TWIN ferrules up to 2 x 4 mm<sup>2</sup>, automatic cross section adjustment, lateral insertion, equipped with fall protection

## Potential collective terminal - PTU 35/4X6/6X2,5 - 3214080

### Accessories

#### Crimping pliers - CRIMPFOX CENTRUS 10H - 1213156



Crimping pliers, for uninsulated and insulated ferrules, DIN 46228 Part 1 and 4, from 0.14 mm<sup>2</sup> ... 10 mm<sup>2</sup>, also for TWIN ferrules up to 2 x 4 mm<sup>2</sup>, automatic cross section adjustment, lateral insertion, equipped with fall protection

---

#### Crimping pliers - CRIMPFOX 10S - 1212045



Crimping pliers, for ferrules without insulating collar according to DIN 46228 Part 1 and ferrules with insulating collar according to DIN 46228 Part 4, 0.14 mm<sup>2</sup> ... 10 mm<sup>2</sup>, unlockable pressure lock, lateral entry

---

#### Crimping pliers - CRIMPFOX 6H - 1212046



Crimping pliers, for ferrules without insulating collar according to DIN 46228 Part 1 and ferrules with insulating collar according to DIN 46228 Part 4, 0.14 mm<sup>2</sup> ... 6 mm<sup>2</sup>, unlockable pressure lock, lateral entry

---

#### Crimping pliers - CRIMPFOX 2,5-M - 1212719



Crimping pliers, for ferrules without insulating collar according to DIN 46228 Part 1 and ferrules with insulating collar according to DIN 46228 Part 4, 0.25 mm<sup>2</sup> ... 2.5 mm<sup>2</sup>, lateral entry, trapezoidal crimp

---

#### Crimping pliers - CRIMPFOX 6-M - 1212720



Crimping pliers, for ferrules without insulating collar according to DIN 46228 Part 1 and ferrules with insulating collar according to DIN 46228 Part 4, 0.25 mm<sup>2</sup> ... 6.0 mm<sup>2</sup>, lateral entry, trapezoidal crimp

## Potential collective terminal - PTU 35/4X6/6X2,5 - 3214080

### Accessories

#### Crimping pliers - CRIMPFOX 6 - 1212034



Crimping pliers, for ferrules without insulating collar according to DIN 46228 Part 1 and ferrules with insulating collar according to DIN 46228 Part 4, 0.25 mm<sup>2</sup> ... 6.0 mm<sup>2</sup>, lateral entry, trapezoidal crimp

---

#### Crimping pliers - CRIMPFOX 6T - 1212037



Crimping pliers, for ferrules without insulating collar according to DIN 46228 Part 1 and ferrules with insulating collar according to DIN 46228 Part 4, 0.25 mm<sup>2</sup> ... 6 mm<sup>2</sup>, lateral entry, trapezoidal crimp

---

#### Crimping pliers - CRIMPFOX 6T-F - 1212038



Crimping pliers, for ferrules without insulating collar according to DIN 46228 Part 1 and ferrules with insulating collar according to DIN 46228 Part 4, 0.25 mm<sup>2</sup> ... 6 mm<sup>2</sup>, front entry, trapezoidal crimp

---

#### Crimping pliers - CRIMPFOX 6S-F - 1212043



Crimping pliers, for ferrules without insulating collar according to DIN 46228 Part 1 and ferrules with insulating collar according to DIN 46228 Part 4, 0.5 mm<sup>2</sup> ... 6 mm<sup>2</sup>, front entry, square crimp

---

#### Crimping pliers - CRIMPFOX 10 - 1212721



Crimping pliers, for ferrules without insulating collar according to DIN 46228 Part 1 and ferrules with insulating collar according to DIN 46228 Part 4, 4 mm<sup>2</sup> ... 10 mm<sup>2</sup>, lateral entry, trapezoidal crimp

---

## Potential collective terminal - PTU 35/4X6/6X2,5 - 3214080

### Accessories

Crimping pliers - CRIMPFOX 25R - 1212039



Crimping pliers, for ferrules without insulating collar according to DIN 46228 Part 1 and ferrules with insulating collar according to DIN 46228 Part 4, 10 mm<sup>2</sup> ... 25 mm<sup>2</sup>, lateral entry, WM crimp

---

Crimping pliers - CRIMPFOX 50R - 1212041



Crimping pliers, for ferrules without insulating collar according to DIN 46228 Part 1 and ferrules with insulating collar according to DIN 46228 Part 4, 35 mm<sup>2</sup> ... 50 mm<sup>2</sup>, lateral entry, WM crimp

---

Crimping pliers - CRIMPFOX-M - 1212072



Basic pliers, for accommodating dies for a wide range of type of contacts

---

### DIN rail

DIN rail perforated - NS 35/ 7,5 PERF 2000MM - 0801733



DIN rail perforated, Standard profile, width: 35 mm, height: 7.5 mm, In acc. with EN 60715: 2001, material: Steel, galvanized, passivated with a thick layer, length: 2000 mm, color: silver

---

DIN rail, unperforated - NS 35/ 7,5 UNPERF 2000MM - 0801681



DIN rail, unperforated, Standard profile, width: 35 mm, height: 7.5 mm, In acc. with EN 60715: 2001, material: Steel, galvanized, passivated with a thick layer, length: 2000 mm, color: silver

---

## Potential collective terminal - PTU 35/4X6/6X2,5 - 3214080

### Accessories

DIN rail perforated - NS 35/ 7,5 WH PERF 2000MM - 1204119



DIN rail perforated, Standard profile, width: 35 mm, height: 7.5 mm, In acc. with EN 60715: 2001, material: Steel, Galvanized, white passivated, length: 2000 mm, color: white

---

DIN rail, unperforated - NS 35/ 7,5 WH UNPERF 2000MM - 1204122



DIN rail, unperforated, Standard profile, width: 35 mm, height: 7.5 mm, In acc. with EN 60715: 2001, material: Steel, Galvanized, white passivated, length: 2000 mm, color: white

---

DIN rail, unperforated - NS 35/ 7,5 AL UNPERF 2000MM - 0801704

DIN rail, unperforated, Standard profile, width: 35 mm, height: 7.5 mm, In acc. with EN 60715: 2001, material: Aluminum, uncoated, length: 2000 mm, color: silver

---

DIN rail perforated - NS 35/ 7,5 ZN PERF 2000MM - 1206421



DIN rail perforated, Standard profile, width: 35 mm, height: 7.5 mm, In acc. with EN 60715: 2001, material: Steel, galvanized, length: 2000 mm, color: silver

---

DIN rail, unperforated - NS 35/ 7,5 ZN UNPERF 2000MM - 1206434



DIN rail, unperforated, Standard profile, width: 35 mm, height: 7.5 mm, In acc. with EN 60715: 2001, material: Steel, galvanized, length: 2000 mm, color: silver

---

## Potential collective terminal - PTU 35/4X6/6X2,5 - 3214080

### Accessories

DIN rail, unperforated - NS 35/ 7,5 CU UNPERF 2000MM - 0801762



DIN rail, unperforated, Standard profile, width: 35 mm, height: 7.5 mm, In acc. with EN 60715: 2001, material: Copper, uncoated, length: 2000 mm, color: copper-colored

---

End cap - NS 35/ 7,5 CAP - 1206560



DIN rail end piece, for DIN rail NS 35/7.5

---

DIN rail perforated - NS 35/15 PERF 2000MM - 1201730



DIN rail perforated, Standard profile, width: 35 mm, height: 15 mm, similar to EN 60715: 2001, material: Steel, galvanized, passivated with a thick layer, length: 2000 mm, color: silver

---

DIN rail, unperforated - NS 35/15 UNPERF 2000MM - 1201714



DIN rail, unperforated, Standard profile, width: 35 mm, height: 15 mm, similar to EN 60715: 2001, material: Steel, galvanized, passivated with a thick layer, length: 2000 mm, color: silver

---

DIN rail perforated - NS 35/15 WH PERF 2000MM - 0806602



DIN rail perforated, Standard profile, width: 35 mm, height: 15 mm, similar to EN 60715: 2001, material: Steel, Galvanized, white passivated, length: 2000 mm, color: white

---

## Potential collective terminal - PTU 35/4X6/6X2,5 - 3214080

### Accessories

DIN rail, unperforated - NS 35/15 WH UNPERF 2000MM - 1204135



DIN rail, unperforated, Standard profile, width: 35 mm, height: 15 mm, similar to EN 60715: 2001, material: Steel, Galvanized, white passivated, length: 2000 mm, color: white

---

DIN rail, unperforated - NS 35/15 AL UNPERF 2000MM - 1201756



DIN rail, unperforated, Standard profile, width: 35 mm, height: 15 mm, similar to EN 60715: 2001, material: Aluminum, uncoated, length: 2000 mm, color: silver

---

DIN rail perforated - NS 35/15 ZN PERF 2000MM - 1206599



DIN rail perforated, Standard profile, width: 35 mm, height: 15 mm, similar to EN 60715: 2001, material: Steel, galvanized, length: 2000 mm, color: silver

---

DIN rail, unperforated - NS 35/15 ZN UNPERF 2000MM - 1206586



DIN rail, unperforated, Standard profile, width: 35 mm, height: 15 mm, similar to EN 60715: 2001, material: Steel, galvanized, length: 2000 mm, color: silver

---

DIN rail, unperforated - NS 35/15 CU UNPERF 2000MM - 1201895



DIN rail, unperforated, Standard profile, width: 35 mm, height: 15 mm, similar to EN 60715: 2001, material: Copper, uncoated, length: 2000 mm, color: copper-colored

---

## Potential collective terminal - PTU 35/4X6/6X2,5 - 3214080

### Accessories

End cap - NS 35/15 CAP - 1206573



DIN rail end piece, for DIN rail NS 35/15


DIN rail, unperforated - NS 35/15-2,3 UNPERF 2000MM - 1201798



DIN rail, unperforated, Standard profile 2.3 mm, width: 35 mm, height: 15 mm, In acc. with EN 60715: 2001, material: Steel, galvanized, passivated with a thick layer, length: 2000 mm, color: silver

### Documentation

Mounting material - PT-IL - 3208090



Operating decal for the push-in Technology

### End block

End clamp - CLIPFIX 35 - 3022218



Quick mounting end clamp for NS 35/7,5 DIN rail or NS 35/15 DIN rail, with marking option, width: 9.5 mm, color: gray

End clamp - CLIPFIX 35-5 - 3022276



Quick mounting end clamp for NS 35/7,5 DIN rail or NS 35/15 DIN rail, with marking option, with parking option for FBS...5, FBS...6, KSS 5, KSS 6, width: 5.15 mm, color: gray



## Potential collective terminal - PTU 35/4X6/6X2,5 - 3214080

### Accessories

---

End clamp - E/NS 35 N - 0800886



End clamp, width: 9.5 mm, color: gray

---

End clamp - E/UK - 1201442



End clamp, width: 9.5 mm, height: 35.3 mm, material: PA, length: 50.5 mm, Mounting on a DIN rail NS 32 or NS 35, color: gray

---

End clamp - E/UK 1 - 1201413



End clamps, for supporting the ends of double-level and three-level terminal blocks, width: 10 mm, color: gray

---

### Filler plug

Filler plugs - CEC 2,5 - 3062757



Cover for conductor shaft, 10-pos., for spring cage terminal blocks (ST) and terminal blocks with push-in technology (PT) with a width of 5.2 mm

---

### Insulating sleeve

## Potential collective terminal - PTU 35/4X6/6X2,5 - 3214080

### Accessories

Insulating sleeve - MPS-IH WH - 0201663

Insulating sleeve, color: white



Insulating sleeve - MPS-IH RD - 0201676

Insulating sleeve, color: red



Insulating sleeve - MPS-IH BU - 0201689

Insulating sleeve, color: blue



Insulating sleeve - MPS-IH YE - 0201692

Insulating sleeve, color: yellow



Insulating sleeve - MPS-IH GN - 0201702

Insulating sleeve, color: green



## Potential collective terminal - PTU 35/4X6/6X2,5 - 3214080

### Accessories

Insulating sleeve - MPS-IH GY - 0201728

Insulating sleeve, color: gray



Insulating sleeve - MPS-IH BK - 0201731

Insulating sleeve, color: black



### Jumper

Plug-in bridge - FBS 2-8 - 3030284



Plug-in bridge, pitch: 8.2 mm, width: 14.7 mm, number of positions: 2, color: red

---

Plug-in bridge - FBS 3-8 - 3030297



Plug-in bridge, pitch: 8.2 mm, width: 22.9 mm, number of positions: 3, color: red

---

Plug-in bridge - FBS 4-8 - 3030307



Plug-in bridge, pitch: 8.2 mm, width: 31.1 mm, number of positions: 4, color: red

---

## Potential collective terminal - PTU 35/4X6/6X2,5 - 3214080

### Accessories

Plug-in bridge - FBS 5-8 - 3030310



Plug-in bridge, pitch: 8.2 mm, width: 39.3 mm, number of positions: 5, color: red

---

Plug-in bridge - FBS 10-8 - 3030323



Plug-in bridge, pitch: 8.2 mm, width: 80.3 mm, number of positions: 10, color: red

---

Plug-in bridge - FBSR 2-8 - 3033808



Plug-in bridge, pitch: 8.2 mm, width: 14.8 mm, number of positions: 2, color: red

---

Plug-in bridge - FBSR 3-8 - 3001597



Plug-in bridge, pitch: 8.2 mm, width: 22.9 mm, number of positions: 3, color: red

---

Plug-in bridge - FBSR 4-8 - 3000585



Plug-in bridge, pitch: 8.2 mm, width: 31.1 mm, number of positions: 4, color: red

---

## Potential collective terminal - PTU 35/4X6/6X2,5 - 3214080

### Accessories

Plug-in bridge - FBSR 5-8 - 3033809



Plug-in bridge, pitch: 8.2 mm, width: 39.3 mm, number of positions: 5, color: red

---

Plug-in bridge - FBSR 10-8 - 3001599



Plug-in bridge, pitch: 8.2 mm, width: 80.3 mm, number of positions: 10, color: red

---

Plug-in bridge - FBS 2-8 CT - 3033830



Plug-in bridge, pitch: 8.2 mm, width: 14.7 mm, number of positions: 2, color: orange

---

Plug-in bridge - FBS 3-8 CT - 3033831



Plug-in bridge, pitch: 8.2 mm, width: 22.9 mm, number of positions: 3, color: orange

---

Plug-in bridge - FBS 4-8 CT - 3033832



Plug-in bridge, pitch: 8.2 mm, width: 31.1 mm, number of positions: 4, color: orange

---

## Potential collective terminal - PTU 35/4X6/6X2,5 - 3214080

### Accessories

Plug-in bridge - FBS 10-8 CT - 3033833



Plug-in bridge, pitch: 8.2 mm, width: 80.3 mm, number of positions: 10, color: orange

---

Plug-in bridge - FBS 2-8 BU - 3032567



Plug-in bridge, pitch: 8.2 mm, width: 14.7 mm, number of positions: 2, color: blue

---

Plug-in bridge - FBS 3-8 BU - 3032570



Plug-in bridge, pitch: 8.2 mm, width: 22.9 mm, number of positions: 3, color: blue

---

Plug-in bridge - FBS 4-8 BU - 3032583



Plug-in bridge, pitch: 8.2 mm, width: 31.1 mm, number of positions: 4, color: blue

---

Plug-in bridge - FBS 5-8 BU - 3032596



Plug-in bridge, pitch: 8.2 mm, width: 39.3 mm, number of positions: 5, color: blue

---

## Potential collective terminal - PTU 35/4X6/6X2,5 - 3214080

### Accessories

Plug-in bridge - FBS 6-8 BU - 3032677



Plug-in bridge, pitch: 8.2 mm, width: 47.5 mm, number of positions: 6, color: blue

---

Plug-in bridge - FBS 10-8 BU - 3032606



Plug-in bridge, pitch: 8.2 mm, width: 80.3 mm, number of positions: 10, color: blue

---

### Labeled terminal marker

Zack marker strip - ZB 16 CUS - 0827463



Zack marker strip, can be ordered: Strip, white, labeled according to customer specifications, mounting type: snap into tall marker groove, for terminal block width: 16 mm, lettering field size: 10.5 x 16 mm

---

Zack marker strip - ZB 16,LGS:L1-N,PE - 0827462



Zack marker strip, Strip, white, labeled, printed horizontally: L1, L2, L3, N, PE, mounting type: snap into tall marker groove, for terminal block width: 16.3 mm, lettering field size: 10.5 x 16.25 mm

---

Marker for terminal blocks - UC-TM 16 CUS - 0824621



Marker for terminal blocks, can be ordered: by sheet, white, labeled according to customer specifications, mounting type: snap into tall marker groove, for terminal block width: 16 mm, lettering field size: 15.45 x 10.5 mm

---

## Potential collective terminal - PTU 35/4X6/6X2,5 - 3214080

### Accessories

#### Marker for terminal blocks - UCT-TM 16 CUS - 0829637



Marker for terminal blocks, can be ordered: by sheet, white, labeled according to customer specifications, mounting type: snap into tall marker groove, for terminal block width: 16 mm, lettering field size: 14.8 x 9.6 mm

---

#### Zack Marker strip, flat - ZBF 16 CUS - 0827465



Zack Marker strip, flat, can be ordered: Strip, white, labeled according to customer specifications, mounting type: snap into flat marker groove, for terminal block width: 16 mm, lettering field size: 5.15 x 16 mm

---

#### Marker for terminal blocks - UC-TMF 16 CUS - 0824678



Marker for terminal blocks, can be ordered: by sheet, white, labeled according to customer specifications, mounting type: snap into flat marker groove, for terminal block width: 16 mm, lettering field size: 15.45 x 5.1 mm

---

#### Marker for terminal blocks - UCT-TMF 16 CUS - 0829693



Marker for terminal blocks, can be ordered: by sheet, white, labeled according to customer specifications, mounting type: snap into flat marker groove, for terminal block width: 16 mm, lettering field size: 15.2 x 4.7 mm

---

### Marker pen

#### Marker pen - X-PEN 0,35 - 0811228



Marker pen without ink cartridge, for manual labeling of markers, labeling extremely wipe-proof, line thickness 0.35 mm

---



## Potential collective terminal - PTU 35/4X6/6X2,5 - 3214080

### Accessories

#### Pick-off terminal block

Pick-off terminal block - AGK 4-UT 35 - 3047138



Pick-off terminal block, nom. voltage: 1000 V, nominal current: 32 A, connection method: Screw connection, number of connections: 1, cross section: 0.14 mm<sup>2</sup> - 6 mm<sup>2</sup>, AWG: 26 - 10, width: 8.1 mm, height: 25.7 mm, color: gray, mounting type: on base element

---

#### Reducing bridge

Reducing bridge - RB ST 6-(2,5/4) - 3030860



Reducing bridge, pitch: 9 mm, length: 30 mm, width: 14.3 mm, number of positions: 2, color: red

---

#### Screwdriver tools

Screwdriver - SZF 3-1,0X5,5 - 1206612



Actuation tool, for ST terminal blocks, also suitable for use as a bladed screwdriver, size: 1.0 x 5.5 x 150 mm, 2-component grip, with non-slip grip

---

Screwdriver - SZF 1-0,6X3,5 - 1204517



Actuation tool, for ST terminal blocks, also suitable for use as a bladed screwdriver, size: 0.6 x 3.5 x 100 mm, 2-component grip, with non-slip grip

## Potential collective terminal - PTU 35/4X6/6X2,5 - 3214080

### Accessories

Screwdriver - SZF 2-0,8X4,0 - 1204520



Actuation tool, for ST terminal blocks, also suitable for use as a bladed screwdriver, size: 0.8 x 4.0 x 100 mm, 2-component grip, with non-slip grip

Screwdriver - ST-BW - 1207608



Actuation tool, for all 2.5 mm<sup>2</sup> - 4.0 mm<sup>2</sup> spring-cages

### Short-circuit connector

Short-circuit connector - FBSRH 2-8 - 3033802



Short-circuit connector, pitch: 8.2 mm, width: 14.7 mm, number of positions: 2, color: red

Short-circuit connector - FBSRH 3-8 - 3033803



Short-circuit connector, pitch: 8.2 mm, width: 22.9 mm, number of positions: 3, color: red

Short-circuit connector - FBSRH 4-8 - 3033804



Short-circuit connector, pitch: 8.2 mm, width: 31.1 mm, number of positions: 4, color: red

## Potential collective terminal - PTU 35/4X6/6X2,5 - 3214080

### Accessories

#### Terminal marking

##### Zack marker strip - ZB 16:UNPRINTED - 0827461



Zack marker strip, Strip, white, unlabeled, can be labeled with: CMS-P1-PLOTTER, PLOTMARK, mounting type: snap into tall marker groove, for terminal block width: 16 mm, lettering field size: 16 x 10.5 mm

---

##### Marker for terminal blocks - UC-TM 16 - 0819217



Marker for terminal blocks, Sheet, white, unlabeled, can be labeled with: BLUEMARK CLED, BLUEMARK LED, CMS-P1-PLOTTER, PLOTMARK, mounting type: snap into tall marker groove, for terminal block width: 16 mm, lettering field size: 15.45 x 10.5 mm

---

##### Marker for terminal blocks - UCT-TM 16 - 0829146



Marker for terminal blocks, Sheet, white, unlabeled, can be labeled with: THERMOMARK PRIME, THERMOMARK CARD, BLUEMARK CLED, BLUEMARK LED, TOPMARK LASER, mounting type: snap into tall marker groove, for terminal block width: 16 mm, lettering field size: 14.8 x 9.6 mm

---

##### Zack Marker strip, flat - ZBF 16:UNPRINTED - 0827464



Zack Marker strip, flat, Strip, white, unlabeled, can be labeled with: CMS-P1-PLOTTER, PLOTMARK, mounting type: snap into flat marker groove, for terminal block width: 16 mm, lettering field size: 16.25 x 10.5 mm

---

##### Marker for terminal blocks - UC-TMF 16 - 0819262



Marker for terminal blocks, Sheet, white, unlabeled, can be labeled with: BLUEMARK CLED, BLUEMARK LED, CMS-P1-PLOTTER, PLOTMARK, mounting type: snap into flat marker groove, for terminal block width: 16 mm, lettering field size: 15.45 x 5.1 mm

## Potential collective terminal - PTU 35/4X6/6X2,5 - 3214080

### Accessories

Marker for terminal blocks - UCT-TMF 16 - 0829218



Marker for terminal blocks. Sheet, white, unlabeled, can be labeled with: THERMOMARK PRIME, THERMOMARK CARD, BLUEMARK CLED, BLUEMARK LED, TOPMARK LASER, mounting type: snap into flat marker groove, for terminal block width: 16 mm, lettering field size: 15.2 x 4.7 mm

---

Test plug terminal block

Test plugs - MPS-MT - 0201744



Test plugs, with solder connection up to 1 mm<sup>2</sup> conductor cross section, color: silver

---

Test plugs - PS-6 - 3030996



Test plugs, color: red

---

Test plugs - PS-6/2,3MM RD - 3038736



Test plugs, color: red

---

Test socket

Test adapter - PAI-4-FIX BU - 3032729



Test adapter, for 4 mm test plug and terminal blocks with 4.2 mm to 8.2 mm pitch, color: blue

## Potential collective terminal - PTU 35/4X6/6X2,5 - 3214080

### Accessories

---

Test adapter - PAI-4-FIX OG - 3034455



4 mm test adapter, for terminal blocks with 8.2 mm pitch

---

Test adapter - PAI-4-FIX YE - 3032745



Test adapter, for 4 mm test plug and terminal blocks with 4.2 mm to 8.2 mm pitch, color: yellow

---

Test adapter - PAI-4-FIX RD - 3032732



Test adapter, for 4 mm test plug and terminal blocks with 4.2 mm to 8.2 mm pitch, color: red

---

Test adapter - PAI-4-FIX GN - 3032758



Test adapter, for 4 mm test plug and terminal blocks with 4.2 mm to 8.2 mm pitch, color: green

---

Test adapter - PAI-4-FIX BK - 3032774



Test adapter, for 4 mm test plug and terminal blocks with 4.2 mm to 8.2 mm pitch, color: black

---

## Potential collective terminal - PTU 35/4X6/6X2,5 - 3214080

### Accessories

Test adapter - PAI-4-FIX GY - 3032790



Test adapter, for 4 mm test plug and terminal blocks with 4.2 mm to 8.2 mm pitch, color: gray

---

Test adapter - PAI-4-FIX VT - 3032761



Test adapter, for 4 mm test plug and terminal blocks with 4.2 mm to 8.2 mm pitch, color: violet

---

Test adapter - PAI-4-FIX BN - 3032787



Test adapter, for 4 mm test plug and terminal blocks with 4.2 mm to 8.2 mm pitch, color: brown

---

Test adapter - PAI-4-FIX WH - 3032797



4 mm test adapter, for terminal blocks with 8.2 mm pitch

---

Test adapter - PAIS-4-FIX GY - 3032791



Test adapter, for 4 mm test plug and terminal blocks with 5.2 mm, 6.2 mm, and 8.2 mm pitch, color: gray

---

## Potential collective terminal - PTU 35/4X6/6X2,5 - 3214080

### Accessories

Test adapter - PAIS-4-FIX BK - 3032792



Test adapter, for 4 mm test plug and terminal blocks with 5.2 mm, 6.2 mm, and 8.2 mm pitch, color: black

---

Test adapter - PAIS-4-FIX RD - 3032793



Test adapter, for 4 mm test plug and terminal blocks with 5.2 mm, 6.2 mm, and 8.2 mm pitch, color: red

---

Test adapter - PAIS-4-FIX BU - 3032798



Test adapter, for 4 mm test plug and terminal blocks with 5.2 mm, 6.2 mm, and 8.2 mm pitch, color: blue

---

Test adapter - PAIS-4-FIX YE - 3032799



Test adapter, for 4 mm test plug and terminal blocks with 5.2 mm, 6.2 mm, and 8.2 mm pitch, color: yellow

---

Test adapter - PAIS-4-FIX GN - 3032801



Test adapter, for 4 mm test plug and terminal blocks with 5.2 mm, 6.2 mm, and 8.2 mm pitch, color: green

---

## Potential collective terminal - PTU 35/4X6/6X2,5 - 3214080

### Accessories

Test adapter - PAIS-4-FIX VT - 3032802



Test adapter, for 4 mm test plug and terminal blocks with 5.2 mm, 6.2 mm, and 8.2 mm pitch, color: violet