Rail-Mounted Modules - DC/DC Converter

	24 V / 24 V; 0.21 A DC Mounting feet for DIN 35 rail	24 V / 18 V; 0.4 A DC Mounting carrier for DIN 35 rail

289-913

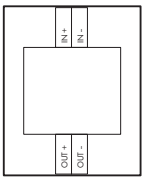

288-895

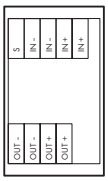

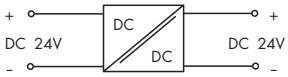

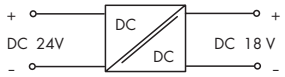

Description	Item No.	Pack. Unit	Item No.	Pack. Unit
DC/DC converter	**289-913**	1	**288-895**	1

Technical Data

Input voltage	24 V DC	24 V DC
Input voltage range	± 10%	18 V ... 36 V DC
Output voltage	24 V DC (± 3 %)	18 V DC (± 1 %)
Nominal output current	210mA	400mA
Peak output current	315 mA	
Efficiency	65 % ... 75 %	82 %
Test voltage input/output	DC 500 V	DC 1500 V
Short circuit protection	Thermal cut-out	permanent
Ambient operating temperature	-25°C ... +40°C	-25°C ... +70°C
Weight	77g	75g
Dimensions (mm) W x H x L	83 x 25 x 77	50 x 25 x 85
	Height from upper-edge of DIN 35 rail	Height from upper-edge of DIN 35 rail
Wire connection	CAGE CLAMP®	CAGE CLAMP®
Cross sections	0.08 mm² ... 2.5 mm² / AWG 28 ... 12 (THHN, THWN)	0.08 mm² ... 2.5 mm² / AWG 28 ... 12 (THHN, THWN)
Strip lengths	5 ... 6 mm / 0.22 in	5 ... 6 mm / 0.22 in
Accessories		
WMB Multi marking system for mounting carrier		see page 674
Marker strips for mounting carrier		white 709-198 / translucent 709-196