



MQS

TE Internal #: 1-969489-1

Housing for Female Terminals, Wire-to-Board / Wire-to-Device, 6 Position, .112 in [2.85 mm] Centerline, Black, Wire & Cable, Signal, MQS

[View on TE.com >](#)

Connectors > Automotive Connectors > Automotive Housings > MQS, CONNECTOR HOUSING



Connector System: **Wire-to-Board, Wire-to-Device**

Number of Positions: **6**

Connector & Housing Type: **Housing for Female Terminals**

Centerline (Pitch): **2.85 mm [.112 in]**

Sealable: **No**

[All MQS, CONNECTOR HOUSING \(437\)](#)

Features

Product Type Features

Mixed & Hybrid Connector	No
Connector Shape	Rectangular
Connector System	Wire-to-Board, Wire-to-Device
Connector & Housing Type	Housing for Female Terminals
Sealable	No
Connector & Contact Terminates To	Wire & Cable
Primary Locking Feature	On the Terminal

Configuration Features

Number of Positions	6
Number of Rows	1

Electrical Characteristics

Operating Voltage	12 VDC
-------------------	--------



Nominal Voltage Architecture	12 V
------------------------------	------

Body Features

Cable Exit Angle	180°
Primary Product Color	Black
Connector & Keying Code	A

Contact Features

Contact Size	.63mm
Contact Type	Receptacle
Mating Tab Width	.63 mm[.025 in]
Contact Current Rating (Max)	7.5 A

Mechanical Attachment

Terminal Position Assurance	No
Strain Relief	Without
Mating Alignment Type	Keyed
Mating Alignment	With
Connector Mounting Type	Cable Mount (Free-Hanging)

Housing Features

Housing Material	PBT GF
Centerline (Pitch)	2.85 mm[.112 in]

Dimensions

Connector Height	8.7 mm[.343 in]
Product Length	21.2 mm[.835 in]

Usage Conditions

Operating Temperature (Max)	70 °C, 75 °C, 80 °C[158 °F][167 °F][176 °F]
Operating Temperature Range	-40 – 80 °C[-40 – 176 °F]

Operation/Application

Conforms to KOMAX Automatic Component Insertion Guideline	Per Version 5 with Increased Setup Effort /Limited Process Speed
Circuit Application	Signal

Industry Standards

UL Flammability Rating	UL 94HB
------------------------	---------

Packaging Features



Packaging Quantity	4208
--------------------	------

Packaging Method	Box
------------------	-----

Other

Serviceable	No
-------------	----

Connector Position Assurance Capable	No
--------------------------------------	----

Product Compliance

[For compliance documentation, visit the product page on TE.com>](#)

EU RoHS Directive 2011/65/EU	Compliant
------------------------------	-----------

EU ELV Directive 2000/53/EC	Compliant
-----------------------------	-----------

China RoHS 2 Directive MIIT Order No 32, 2016	No Restricted Materials Above Threshold
---	---

EU REACH Regulation (EC) No. 1907/2006	Current ECHA Candidate List: JUNE 2023 (235) Candidate List Declared Against: JUNE 2023 (235) Does not contain REACH SVHC
--	---

Halogen Content	Low Halogen - Br, Cl, F, I < 900 ppm per homogenous material. Also BFR/CFR/PVC Free
-----------------	---

Solder Process Capability	Not applicable for solder process capability
---------------------------	--


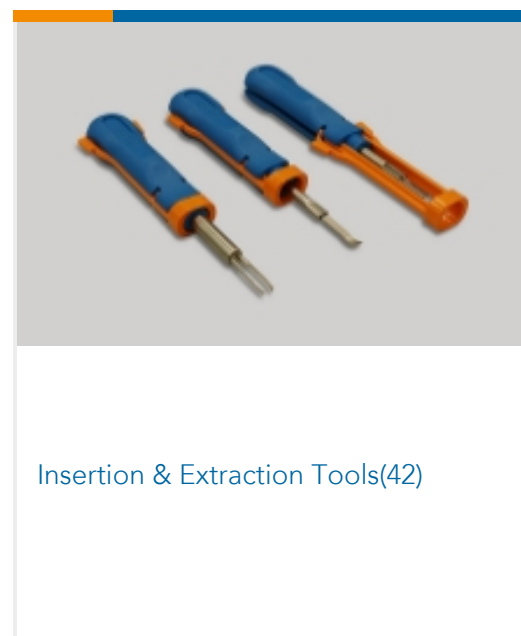

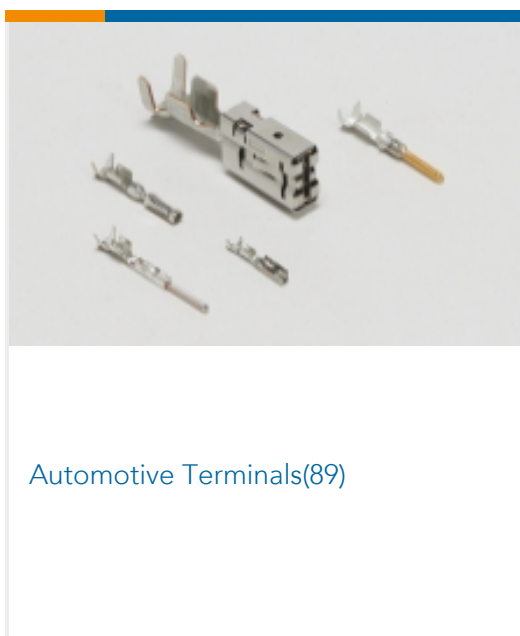
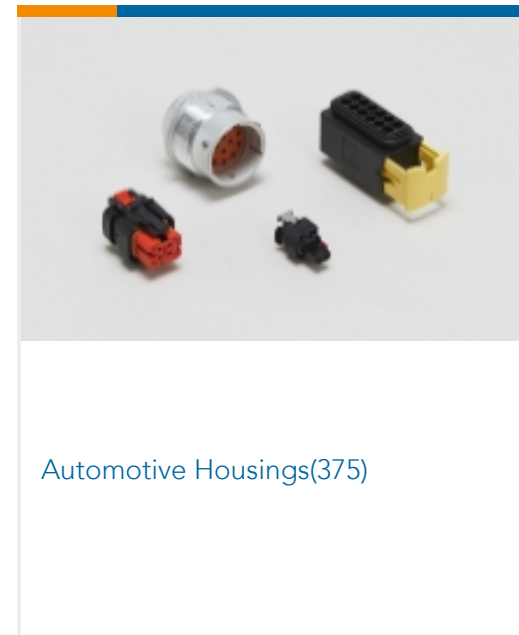
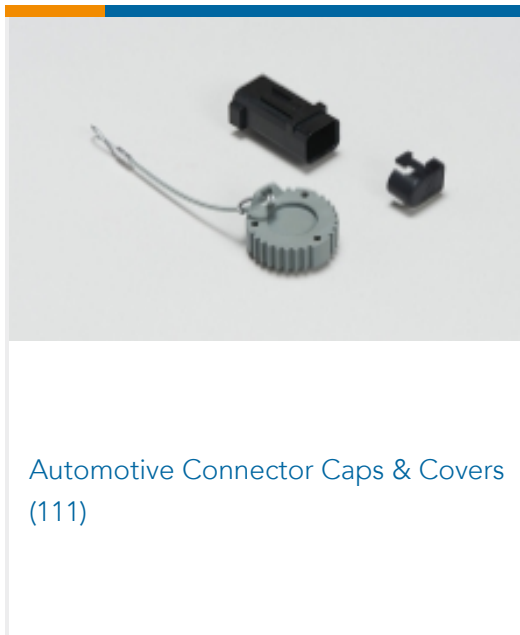
Product Compliance Disclaimer

This information is provided based on reasonable inquiry of our suppliers and represents our current actual knowledge based on the information they provided. This information is subject to change. The part numbers that TE has identified as EU RoHS compliant have a maximum concentration of 0.1% by weight in homogenous materials for lead, hexavalent chromium, mercury, PBB, PBDE, DBP, BBP, DEHP, DIBP, and 0.01% for cadmium, or qualify for an exemption to these limits as defined in the Annexes of Directive 2011/65/EU (RoHS2). Finished electrical and electronic equipment products will be CE marked as required by Directive 2011/65/EU. Components may not be CE marked. Additionally, the part numbers that TE has identified as EU ELV compliant have a maximum concentration of 0.1% by weight in homogenous materials for lead, hexavalent chromium, and mercury, and 0.01% for cadmium, or qualify for an exemption to these limits as defined in the Annexes of Directive 2000/53/EC (ELV). Regarding the REACH Regulation, the information TE provides on SVHC in articles for this part number is based on the latest European Chemicals Agency (ECHA) 'Guidance on requirements for substances in articles' posted at this URL: <https://echa.europa.eu/guidance-documents/guidance-on-reach>

Compatible Parts

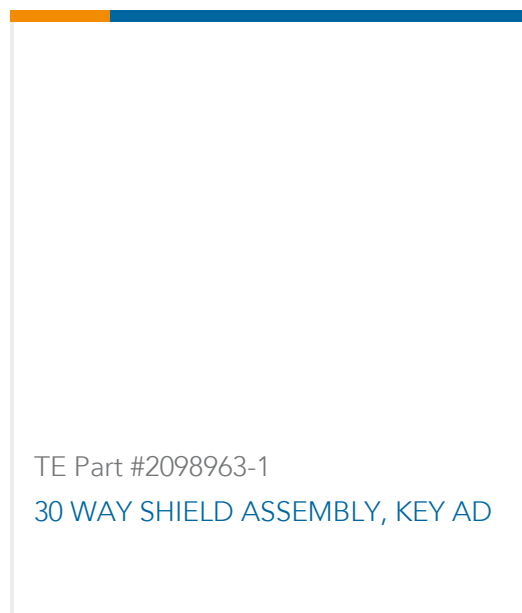


Also in the Series | MQS



Customers Also Bought





Documents

Product Drawings

[6POS MQS REC COD A](#)

English

[6POS MQS REC COD A](#)

English

CAD Files

Customer View Model

[ENG_CVM_1-969489-1_P0B2.3d_igs.zip](#)

English

Customer View Model

[ENG_CVM_1-969489-1_P0B2.3d_stp.zip](#)

English

Customer View Model

[ENG_CVM_1-969489-1_P0B2.2d_dxf.zip](#)

English

[3D PDF](#)

3D

By downloading the CAD file I accept and agree to the [Terms and Conditions](#) of use.

Datasheets & Catalog Pages

[Micro Quadlok Interconnection System \(MQS\)](#)

English

Product Specifications

[Product Specification](#)

English

1-969489-1

Housing for Female Terminals, Wire-to-Board / Wire-to-Device, 6 Position, .112 in [2.85 mm] Centerline, Black, Wire & Cable, Signal, MQS

