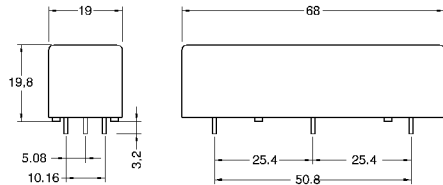
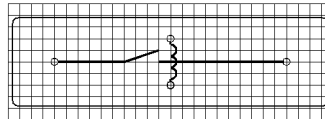
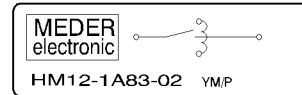


DIMENSIONS (mm)

PINS

 Pins: Ø0.8 mm
 L = 3.2±0.3 mm
 Material: Cu-alloy tinned

LAYOUT

pitch 2.54 mm/Top view


MARKING

MARKING

 MEDER-Label
 Type/Layout
 Production code,
 EN60062/Factory code


Coil Data at 20 °C	Conditions	Min	Typ	Max	Unit
Coil resistance		225	250	275	Ohm
Coil voltage			12		VDC
Rated power			576		mW
Pull-In voltage				9	VDC
Drop-Out voltage		2			VDC

Contact data 83	Conditions	Min	Typ	Max	Unit
Contact-form		A-NO			
Contact rating	Any DC combination of V & A not to exceed their individual max.'s			50	W
Switching voltage	DC or Peak AC			7.500	V
Switching current	DC or Peak AC			3	A
Carry current	DC or Peak AC			5	A
Contact resistance static	Measured with 40% overdrive Start Value			150	mOhm
Contact resistance	Maximum value 1,5 ms after excitation Start Value			200	mOhm
Insulation resistance	RH <45 %, 100 V test voltage	10			GOhm
Breakdown voltage	according to IEC 255-5	10.000			VDC
Operate time incl. bounce	measured with 40% overdrive			3,2	ms
Release time	measured with no coil excitation			1,5	ms

Special Product Data	Conditions	Min	Typ	Max	Unit
Insulation resistance Coil/Contact	RH <45%, 100 V test voltage	1.000			GOhm
Insulation voltage Coil/Contact	according to IEC 255-5	10			kV DC
Housing material		Polycarbonat			
Sealing compound		Polyurethan			

Environmental data	Conditions	Min	Typ	Max	Unit
Shock	1/2 sine wave duration 11ms			50	g
Vibration	from 10 - 2000 Hz			20	g
Ambient temperature		-20		70	°C
Storage temperature		-35		105	°C
Soldering temperature	max. 5 sec			260	°C
Cleaning		fully sealed			

General data	Conditions	Min	Typ	Max	Unit
Remarks		High voltage relay for pcb mounting (02-PIN OUT)			