


U.I. Lapp GmbH	PRODUCT INFORMATION	
	SKINDICHT® SVF-M	29.11.2013

Lateral sealing lips fit automatically around various cable dimensions
Cable-specific seal dimensions are no longer necessary
Large opening allows clamping of up to two flat cables
Optimum strain relief
Tolerance



Wide clamping range



Maximum vibration protection



Assembly time



Application range

For inserting flat cables.
Control cabinet manufacturing
Conveyor systems
Pumps
Lifts

Design

Metric connection thread acc. to EN 50262

Note

For suitable flat cables, refer to ÖLFLEX® LIFT F for indoor applications or ÖLFLEX® CRANE F for outdoor applications
Counter nut to be used: SKINDICHT® SM-M

Remark

Photographs are not to scale and do not represent detailed images of the respective products.

Technical Data

Caution:

The installation dimensions
can be found in appendix T21

Material:

Body: nickel-plated brass
Seal: CR


Temperature range:

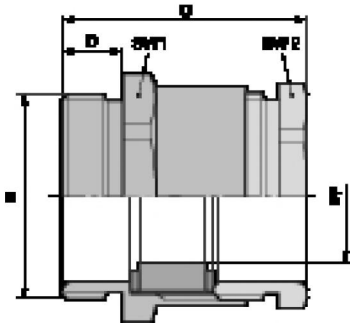
-30°C to +100°C

Product Management	Document: LAPP_PRO1008EN.pdf	1 / 3
--------------------	------------------------------	-------



Part number	Article designation / size	Min./max. flat cable width	Min./max. cable thickness (mm)
SKINDICHT® SVF-M			
52107320	M 20/16	- / 15	- / 5
52107340	M 25/21	9 / 20	3 / 8
52107350	M 32/29	14 / 27	4 / 11,5
52107360	M 40/36	24 / 34	4 / 11,5
52107370	M 50/42	29 / 44	5 / 12
52107380	M 63/48	34 / 50	5 / 12

U.I. Lapp GmbH	PRODUCT INFORMATION	
	SKINDICHT® SVF-M	29.11.2013



Product Management	Document: LAPP_PRO1008EN.pdf	3 / 3
--------------------	------------------------------	-------