

PCB LAYOUT \* - COMPONENT VIEW

TECHNICAL CHARACTERISTICS

MATERIAL  
 INSULATOR: LCP  
 FLAMABILITY RATING: UL94-V0  
 COLOR: BLUE  
 CONTACT MATERIAL: PHOSPHORE BRONZE  
 CONTACT TYPE: STAMPED  
 CONTACT PLATING: UNDERPLATE 1.27 to 2.54 μm Ni  
 CONTACT AREA 0.76 μm Gold  
 SOLDER TAIL AREA 2.54 to 5.08 μm Matt Tin  
 SHIELDING: BRASS MATT TIN PLATED

ENVIRONMENTAL  
 OPERATING TEMPERATURE: -20 up to +85°C  
 COMPLIANCE: RoHS & LEAD FREE AS PER DIRECTIVE 2002/95/EC  
 HALOGEN FREE COMPLIANT AS PER IEC 61249-2-21

ELECTRICAL  
 CURRENT RATING:  
 - PIN 1 & PIN 4 (Vbus & corresponding ground PIN) 1.8A Max  
 - OTHER PINS 0.25 A Max  
 WORKING VOLTAGE: 30Vac  
 DIELECTRIC WITHSTANDING VOLTAGE: 100Vac/min  
 INSULATION RESISTANCE: > 100MΩ  
 CONTACT RESISTANCE:  
 - PIN 1 & PIN 4: 30mΩ Max  
 - OTHER PINS: 50mΩ Max

STANDARD  
 CERTIFIED: E323964 / MODEL NUMBER 692121330100

MECHANICAL  
 INSERTION FORCE: 35.0N Max  
 EXTRACTION FORCE: 10.0N min  
 QUALITY CLASS: 5000 MATING CYCLES

SOLDERING  
 WAVE PROCESS AS PER JEDEC J-STD-020D

PACKAGING  
 TAPE & REEL

\* NOTE: THE RECOMMENDED PCB LAYOUT IS FOR AN OPTIMIZED RETENTION FORCE OF CONNECTOR ON PCB BUT IT IMPLIES INSERTION FORCE THAT A LOT OF PICK AND PLACE MACHINES ARE NOT ABLE TO HANDLE. THEREFORE IT MIGHT BE NECESSARY TO DRILL BIGGER HOLES FOR THE CLIPS. PLEASE CHECK THIS CAREFULLY.

RoHS Compliant			
G	01-APR-14	SOLDERING	QL
F	12-AUG-13	DWG & CHARAC	QL
E	09-NOV-11	STENCIL	GG
D	21-SEP-11	NOTE	GG
C	10-MAY-11	UL	GG
B	02-MAY-11	DIMENSION	GG
A	04-AUG-10	PDF	JP
REV	DATE	FILE	BY

PROJECTION:	
APPROVAL: RJ	

GENERAL TOLERANCE	.X = +/- 0.2
	.XX = +/- 0.15
UNIT: MM	
SCALE:	
SHEET: 1/3	
DRAW: JOE	

DESCRIPTION: USB 3.0 REVERSE HORIZONTAL TYPE A WITH OFFSET 1.75 MM
WERI PART NO: 692 121 330 100

SIZE	A4

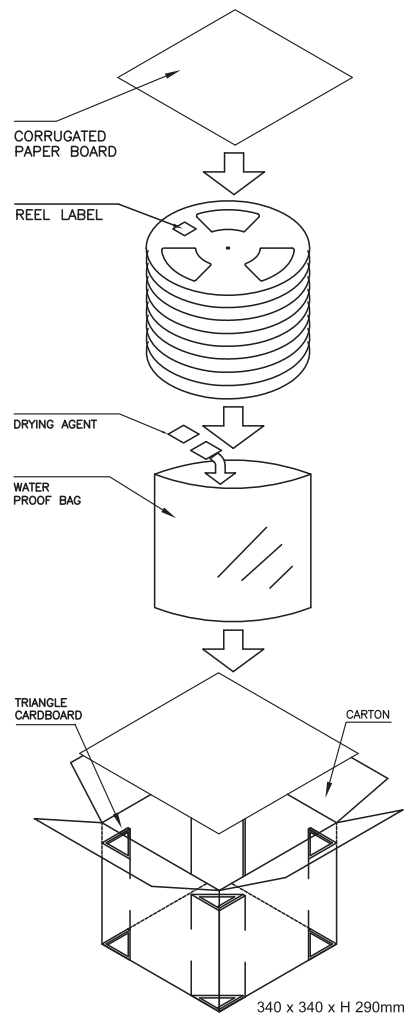
1

2

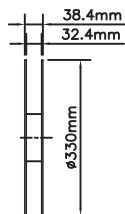
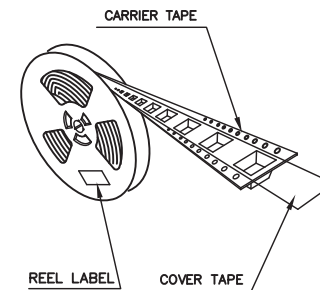
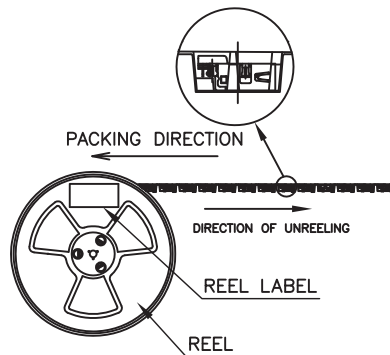
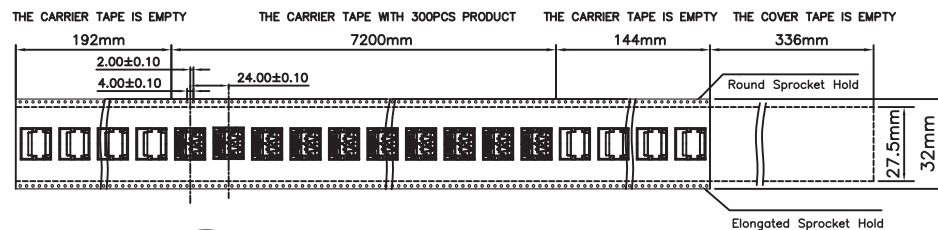
3

4

5



PACKING DIRECTION

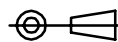


## NOTES

- MATERIALS: PS ANTI STATIC
  - PACKING: TAPE REEL(300PCS/REEL, 2100PCS/CAR)
- All Material in According With The RoHS Environ Related Substances List Controlled.

RoHS Compliant

PROJECTION:



GENERAL TOLERANCE

.X =  $\pm 0.2$ .XX =  $\pm 0.15$ 

APPROVAL: RJ

UNIT: MM

SCALE:

SHEET: 2/3

DRAW: JOE

DESCRIPTION: USB 3.0 REVERSE HORIZONTAL TYPE A WITH OFFSET 1.75 MM

WERI PART NO: 692 121 330 100

SIZE

A4

G						
F						
E						
D						
C						
B						
A						
REV	DATE	FILE	BY			