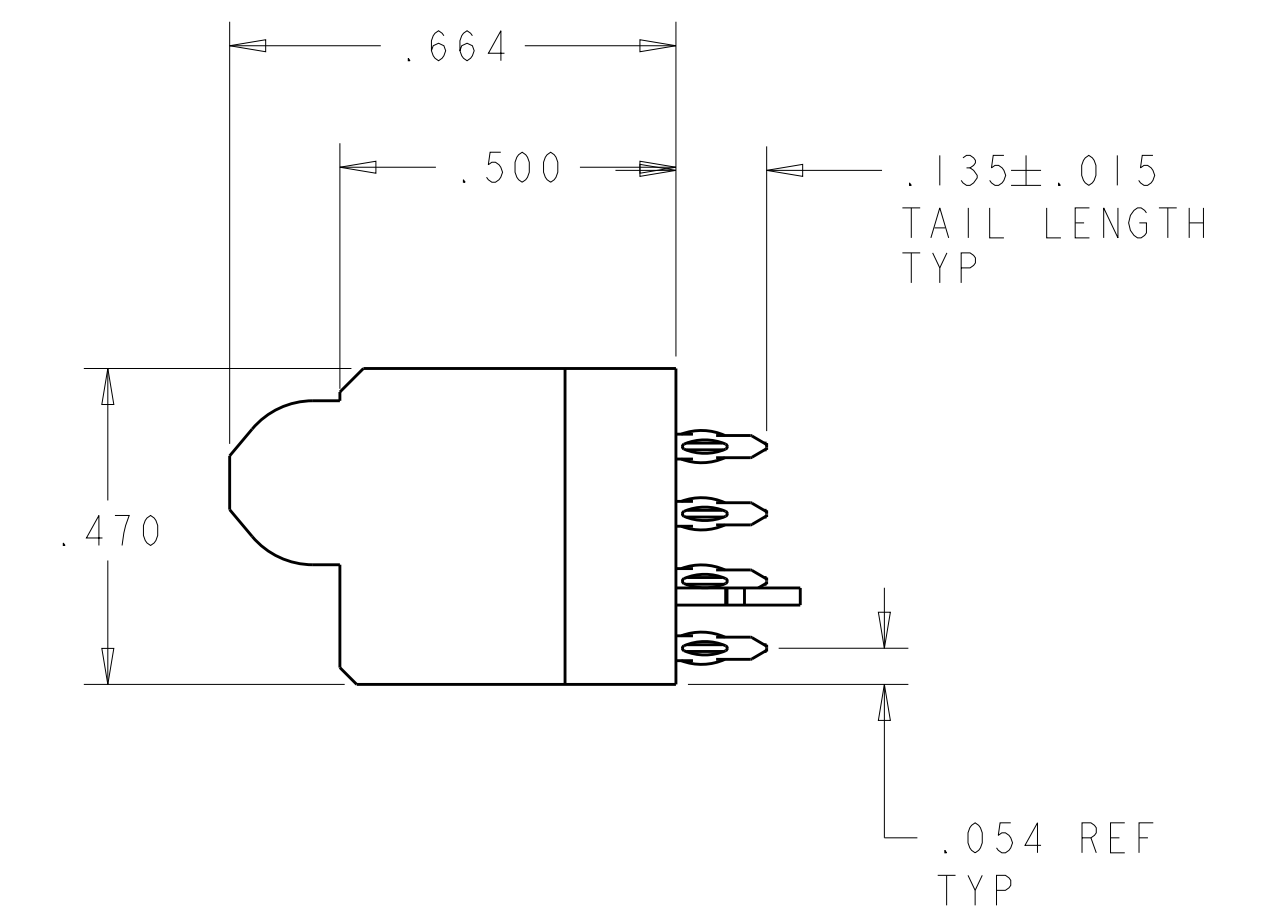
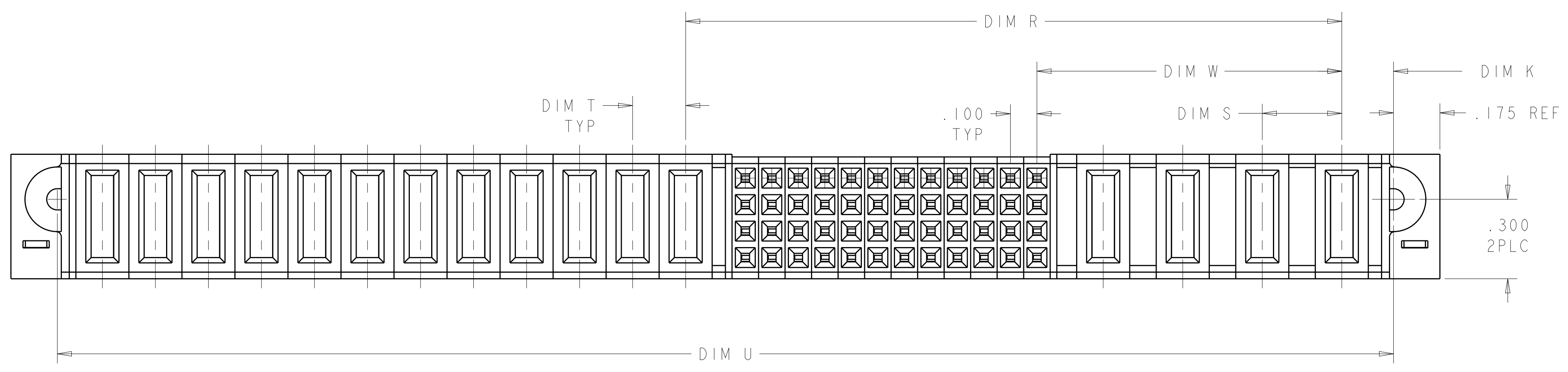
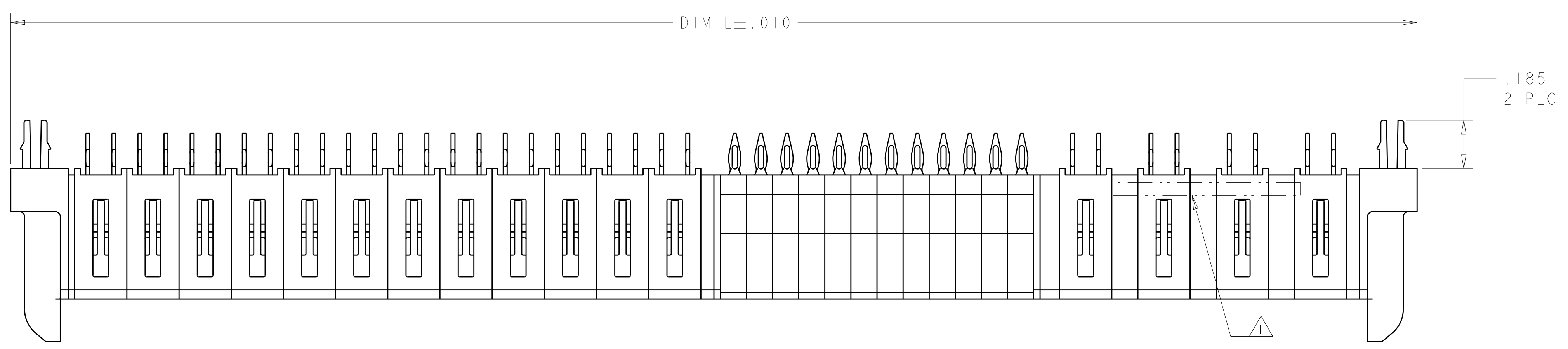
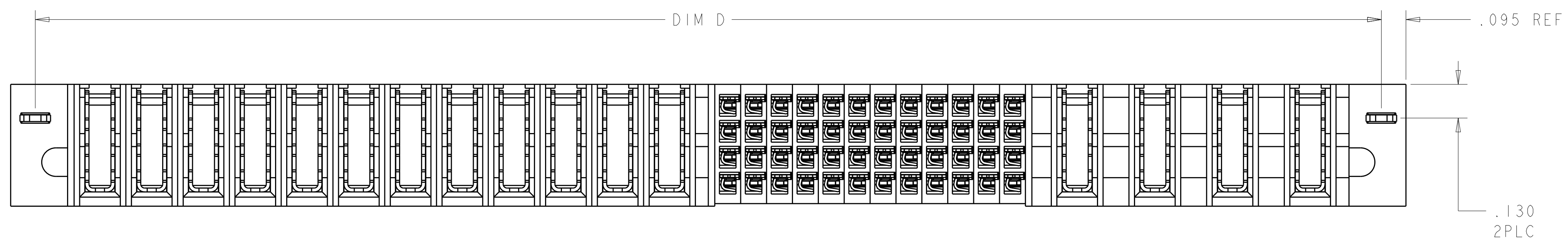


LOC		DIST		REVISIONS			
ES	00	P	LTH	DESCRIPTION	DATE	DWN	APVD
		J9		REV PER ECR-12-020199	22NOV2012	CZ	SZ



THIS DRAWING IS A CONTROLLED DOCUMENT.		DWN D. ZHU	Z0DEC2007		TE Connectivity
DIMENSIONS: INCHES		CHK S. ZHAO	Z0DEC2007		NAME VER RECEP ASSEMBLY SHORT GUIDES, PRESS FIT MULTI-BEAM XLE
TOLERANCES UNLESS OTHERWISE SPECIFIED:		APVD S. ZHAO	-	PRODUCT SPEC	
0 PLC ± .01		PRODUCT SPEC		108-2292	
2 PLC ± .01		APPLICATION SPEC		114-13251	
3 PLC ± .005		WEIGHT		A100779C=6450860	
4 PLC ± .0020		SCALE		N/A	
ANGLES ± 30°		SHEET		1 OF 28	
MATERIAL		FINISH		REV	
CUSTOMER DRAWING		SCALE		K2	

LOC	DIST	REV	DATE	BY	APPR
ES	00				

- 1 "AMP", PART NUMBER AND DATE CODE TO BE MARKED IN AREA SHOWN
PARTS UNDER 2.00 LONG MAY BE MARKED ON BOTH SIDES
- 2 MATERIAL: HOUSING - GLASS FILLED HIGH TEMP THERMO PLASTIC, UL94 V-0, BLACK.
SIGNAL CONTACT - HIGH CONDUCTIVITY COPPER ALLOY
POWER CONTACT - HIGH CONDUCTIVITY COPPER ALLOY
LP CONTACT - HIGH CONDUCTIVITY COPPER ALLOY
- 3 CONTACT PLATING - NOBLE METAL PLATING ON CONTACT FUNCTIONAL AREA
OF POWER AND SIGNAL CONTACTS
- 4 MECHANICAL CONNECTOR KEEP OUT ZONE
- 5 DATUM AND BASIC DIMENSIONS ESTABLISHED BY CUSTOMER
- 6 PCB - ALL HOLE DIAMETERS ARE FINISHED HOLE SIZES
- 7 PCB - 0.0453 ±.0010 DRILLED HOLES PLATED WITH .0003 MIN Sn
OVER .001 TO .003 Cu PLATING TO ACHIEVE A .040 HOLE
- 8 FOR P/S/LP CONFIGURATION, PLEASE REFER TO SHEET 3.
- 9 FOR LP/S/P CONFIGURATION, PLEASE REFER TO SHEET 3.
- 10 VARIABLE DIMENSIONS SHOW ON TABLE.
- 11 FOR LP/S/LP CONFIGURATION, PLEASE REFER TO SHEET 3.
- 12 SPECIAL DIMENSIONS SEE SHEET 3
- 13 RECOMMEND USING CUSTOMER SUPPLIED SCREWS TO SECURE TO BOARD
TYCO P/N: 19024-2. RECOMMEND TORQUE IS TBD.
ASSUMING A CARD THICKNESS OF TBD, FINAL SCREW LENGTH AND CARD THICKNESS ARE FACTORS TO BE
CONSIDERED IF APPLYING A SCREW FOR AN APPLICATION AND MAY VARY FOR EACH APPLICATION.

W	U	K	S	T	D	R	L	DESCRIPTION	PART NUMBER
1.850	.250	.250	.170	1.690	.425	1.100	2.040	2P + 24S + 2P	5-6450860-2
1.185	-	-	.1025	1.025	.2725	.705	1.375	2LP + 16S + 2LP	4-6450860-8
2.850	.250	.250	.170	2.690	.925	1.600	3.040	4P + 24S + 4P	4-6450860-7
2.150	.250	.250	.170	1.990	.475	1.400	2.340	2P + 32S + 2P	4-6450860-6
2.705	.115	.170	.170	2.545	1.800	2.1575	2.895	3ACP+3P+12S+2LP	4-6450860-5
4.450	.250	.250	.170	4.290	1.925	2.200	4.640	8P + 8S + 8P	4-6450860-4
1.400	.250	.250	.145	1.240	.425	.700	1.590	2P + 8S + 2P	4-6450860-3
1.330	.250	-	.1275	1.170	.2725	.5725	1.520	2LP + 8S + 2P	4-6450860-2
2.400	.200	.200	.145	2.240	.775	1.350	2.590	4HDP + 20S + 4HDP	4-6450860-1
1.350	-	-	.170	1.190	.175	.850	1.540	1P + 24S + 1P	4-6450860-0
1.360	-	.230	.1275	1.200	.4775	.8525	1.550	4LP + 12S + 1P	3-6450860-9
2.550	.250	.250	.170	2.390	.475	1.800	2.740	2P + 48S + 2P	3-6450860-6
3.850	.250	.250	.170	3.690	1.425	2.100	4.040	6P + 24S + 6P	3-6450860-5
1.075	-	-	.1025	.915	.2725	.480	1.265	2LP + 8S + 3LP	3-6450860-4
1.330	.250	-	.1275	1.170	.2725	.5725	1.520	2LP + 8S + 2P	3-6450860-3
1.800	.250	.250	.220	1.640	.450	.950	1.990	2P + 16S + 2P	3-6450860-2
2.870	.230	.230	.1525	2.710	.6550	2.2125	3.060	4LP + 60S + 4LP	3-6450860-1
.975	-	-	.1025	.815	.2725	.380	1.165	2LP + 4S + 3LP	3-6450860-0
1.950	.250	.250	.170	1.790	.475	1.200	2.140	2P + 24S + 2P	2-6450860-9
2.550	.250	.250	.170	2.390	.925	1.300	2.740	4P + 12S + 4P	2-6450860-8
5.635	.250	.250	.170	5.475	.475	1.885	5.825	2P + 32S + 4LP + 14P	2-6450860-6
3.570	.250	.230	.1525	3.410	2.1125	2.8375	3.760	18LP + 24S + 2P	2-6450860-5
6.050	.250	.250	.145	5.890	1.950	3.850	6.240	8P + 72S + 8P	2-6450860-1
1.950	.250	.250	.170	1.790	.475	1.200	2.140	2P + 24S + 2P	2-6450860-0
3.350	.200	.200	.170	3.190	1.175	1.850	3.540	6HDP + 24S + 6HDP	1-6450860-7
-	.250	.230	.1275	2.205	.7325	1.4075	2.555	6LP + 24S + 3P	1-6450860-6
2.450	.200	.200	.170	2.290	.775	1.350	2.640	4HDP + 20S + 4HDP	1-6450860-5
2.150	.200	.200	.170	1.990	.775	1.050	2.340	4HDP + 8S + 4HDP	1-6450860-4
2.450	-	.250	.170	2.290	.925	1.200	2.640	4P + 8S + 4P	1-6450860-3
3.450	-	.250	.170	3.290	1.425	1.700	3.640	6P + 8S + 6P	1-6450860-2
2.800	.300	.250	.170	2.640	.925	1.700	2.990	4P + 28S + 3ACP	1-6450860-0
2.510	-	-	.170	2.350	.455	1.6875	2.700	1P+2LP+48S+2LP+1P	6450860-9
2.800	.300	.250	.170	2.640	.925	1.700	2.990	4P + 28S + 3ACP	6450860-7
2.425	.250	.300	.170	2.265	.500	1.175	2.615	2ACP + 24S + 4P	6450860-6
3.665	-	.230	.1025	3.505	.7325	1.4075	3.855	6LP + 24S + 10P	6450860-5
2.530	-	.250	.170	2.370	1.175	1.9825	2.720	5P + 32S + 2LP	6450860-4
5.545	.230	.250	.195	5.385	2.975	4.2325	5.735	12P + 48S + 8LP	6450860-3
5.200	.200	.300	.195	5.040	1.150	2.475	5.390	4ACP + 48S + 12HDP	6450860-2
.985	-	-	.1025	.825	.2725	.505	1.175	2LP + 8S + 2LP	6450860-1
D	T	S	K	U	W	R	L	DESCRIPTION	PART NUMBER

THIS DRAWING IS A CONTROLLED DOCUMENT.

OWN: D. ZHU
 CHG: S. ZHAO
 APVD: S. ZHAO

DATE: 20DEC2007

PRODUCT SPEC: 108-2292
 APPLICATION SPEC: 114-13251

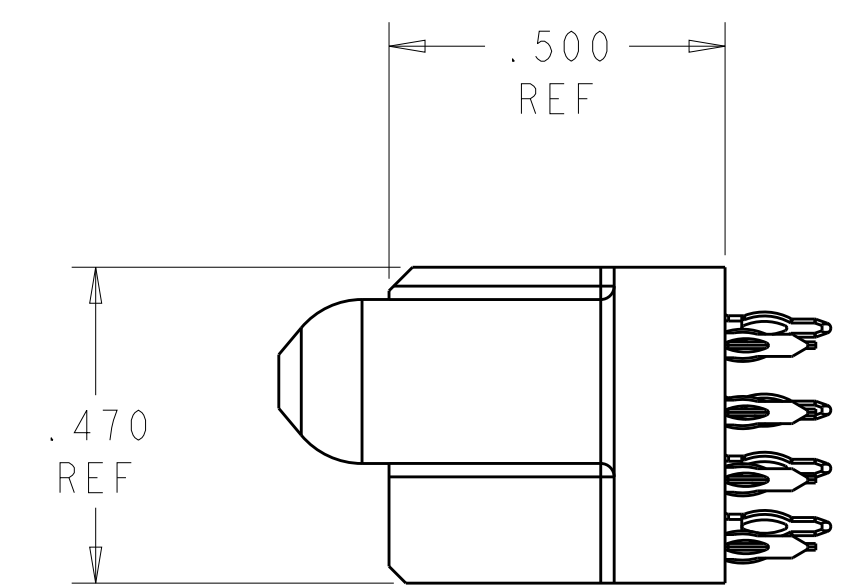
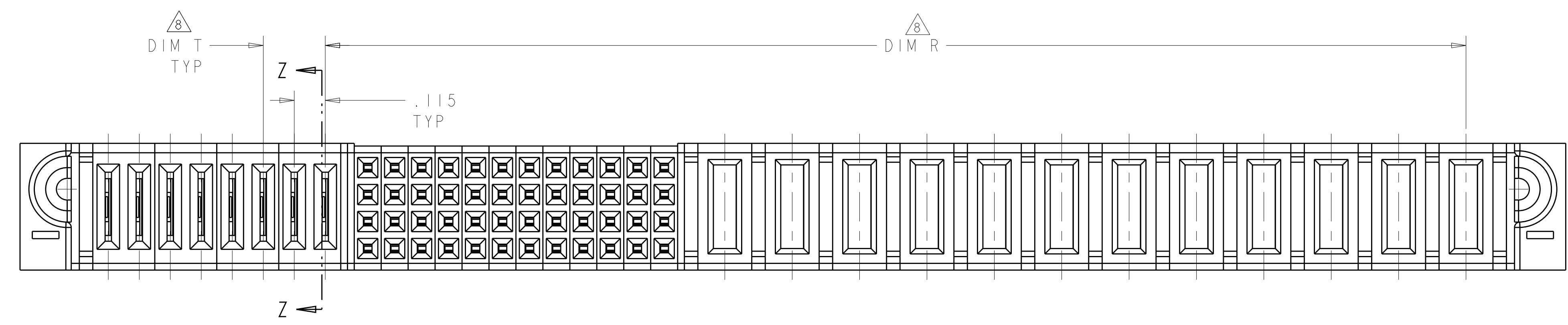
SIZE: A1
 CAGE CODE: 100779
 DRAWING NO: 6450860

SCALE: N/A
 SHEET: 2 OF 28
 REV: K2

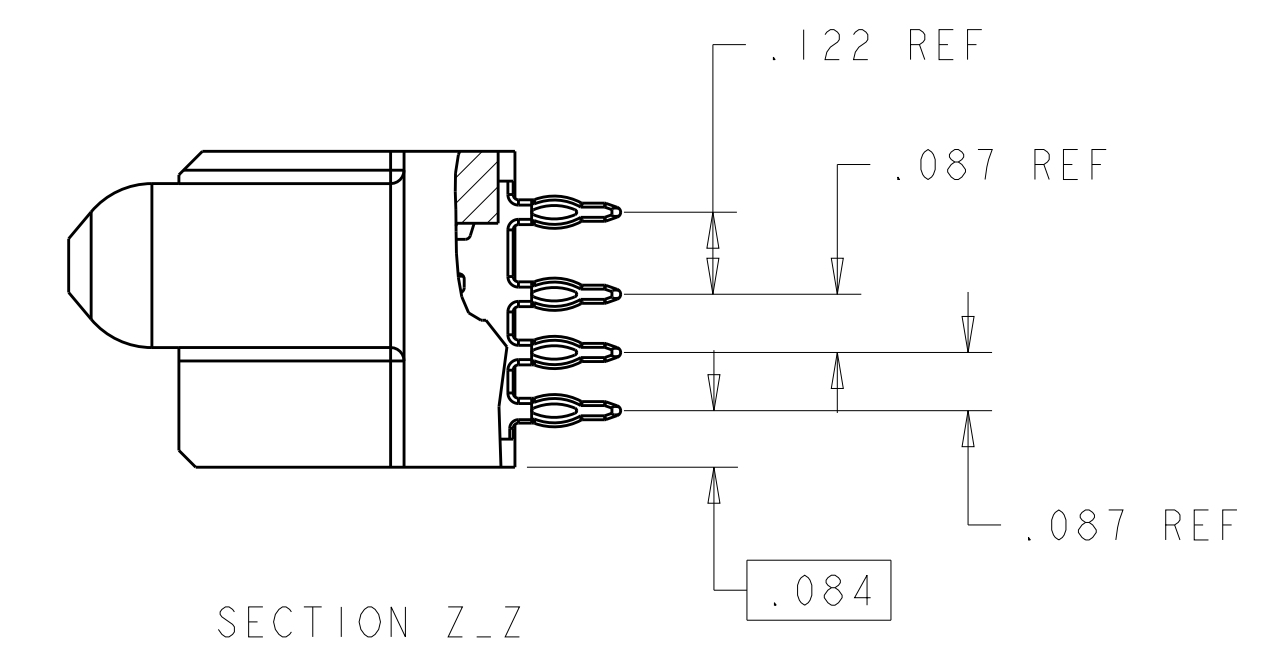
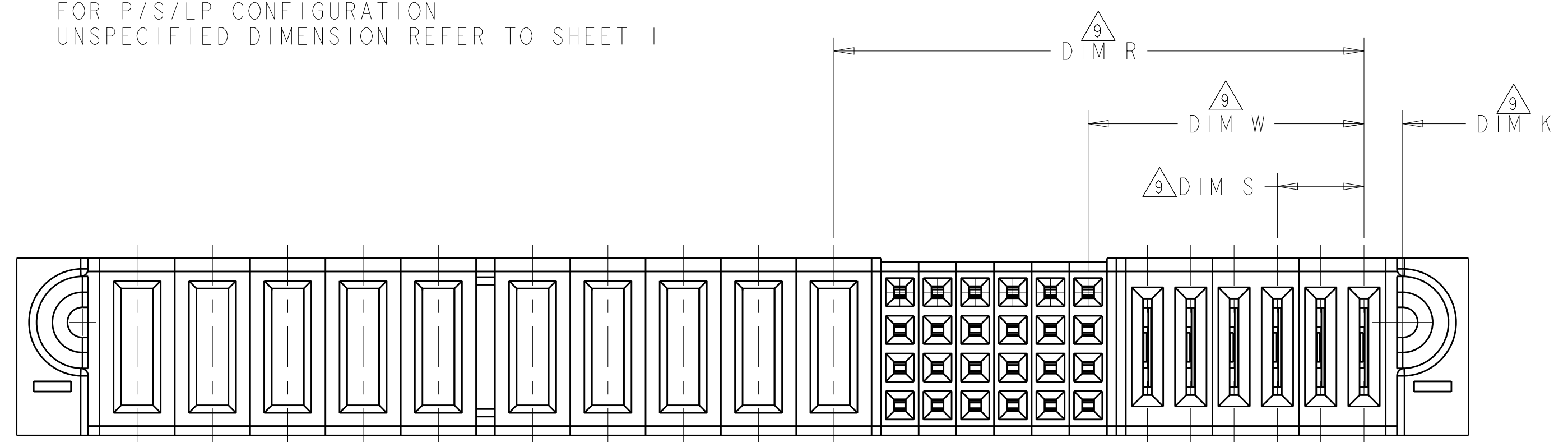
STE TE Connectivity
 VER RECP ASSEMBLY
 SHORT GUIDES, PRESS FIT
 MULTI-BEAM XLE

CUSTOMER DRAWING


LOC	DIST	REVISIONS					
ES	00	P	LTH	DESCRIPTION	DATE	DWN	APVD
-	-	-	-	SEE SHEET 1	-	-	-



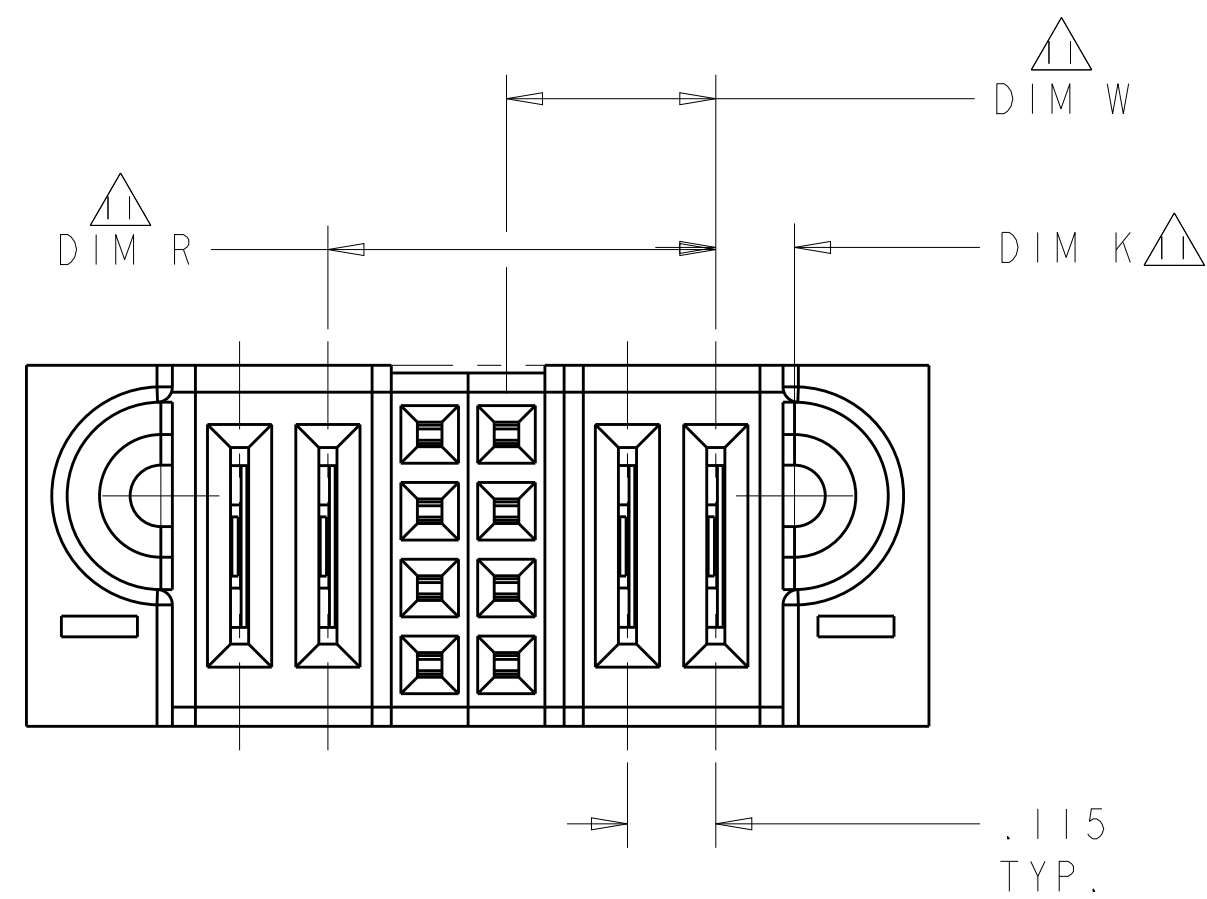
FOR P/S/LP CONFIGURATION
 UNSPECIFIED DIMENSION REFER TO SHEET 1



FOR LP/S/P CONFIGURATION
 UNSPECIFIED DIMENSION REFER TO SHEET 1



FOR PART 2-6450860-6



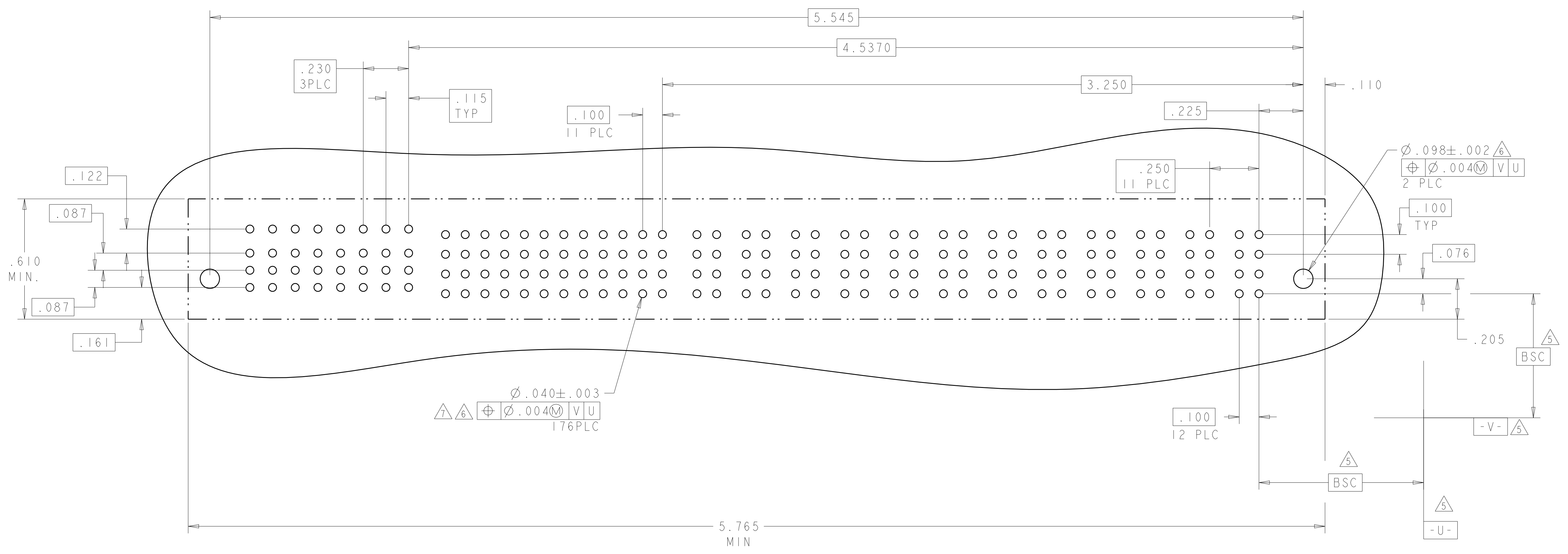
FOR LP/S/LP(6450860-1 AND 3-6450860-0) CONFIGURATION
 UNSPECIFIED DIM REFER TO SHEET 1

THIS DRAWING IS A CONTROLLED DOCUMENT.		DWN: D. ZHU	20DEC2007		TE Connectivity
DIMENSIONS: INCHES		CHK: S. ZHAO	20DEC2007		
TOLERANCES UNLESS OTHERWISE SPECIFIED:		APVD: S. ZHAO		NAME: VER RECEP ASSEMBLY SHORT GUIDES, PRESS FIT MULTI-BEAM XLE	
0 PLC ±.01		PRODUCT SPEC: 108-2292		SIZE: A1	
1 PLC ±.01		APPLICATION SPEC: 114-13251		CAGE CODE: 6450860	
2 PLC ±.005		WEIGHT: -		RESTRICTED TO: -	
3 PLC ±.0020		CUSTOMER DRAWING		SCALE: N/A	
ANGLES: ±.7°		SHEET 3 OF 28		REV: K2	

LOC	DIST	REVISIONS			
		REV	DATE	BY	APPV
ES	00	-	-	-	-
		SEE SHEET 1			

PART NUMBER	ROWS	SIGNAL														POWER																
		LP8	LP7	LP6	LP5	LP4	LP3	LP2	LPI	I2	I1	I0	9	8	7	6	5	4	3	2	1	P12	P11	P10	P9	P8	P7	P6	P5	P4	P3	P2
6450860-3	D									AP	AP	AP	AP	AP	AP	AP	AP	AP	AP	AP	GS	GS	GS	GS	GS	GS	GS	GS	GS	GS	GS	GS
	C									AP	AP	AP	AP	AP	AP	AP	AP	AP	AP	AP	GS	GS	GS	GS	GS	GS	GS	GS	GS	GS	GS	GS
	B	LS1	LS1	LS1	LS1	LS1	LS1	LS1		AP	AP	AP	AP	AP	AP	AP	AP	AP	AP	AP	GS	GS	GS	GS	GS	GS	GS	GS	GS	GS	GS	
	A									AP	AP	AP	AP	AP	AP	AP	AP	AP	AP	AP	GS	GS	GS	GS	GS	GS	GS	GS	GS	GS	GS	

12P + 48S + 8LP



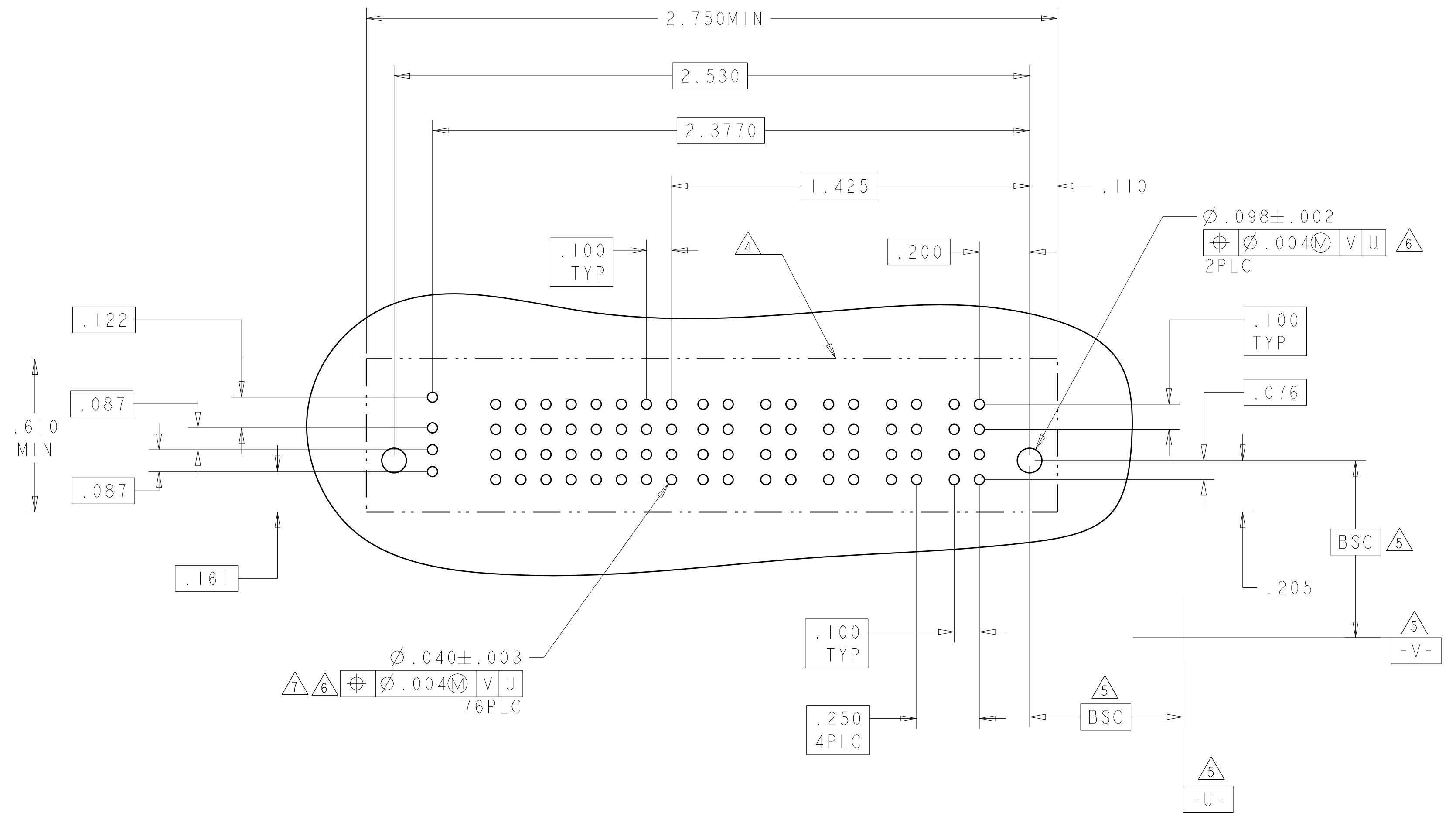
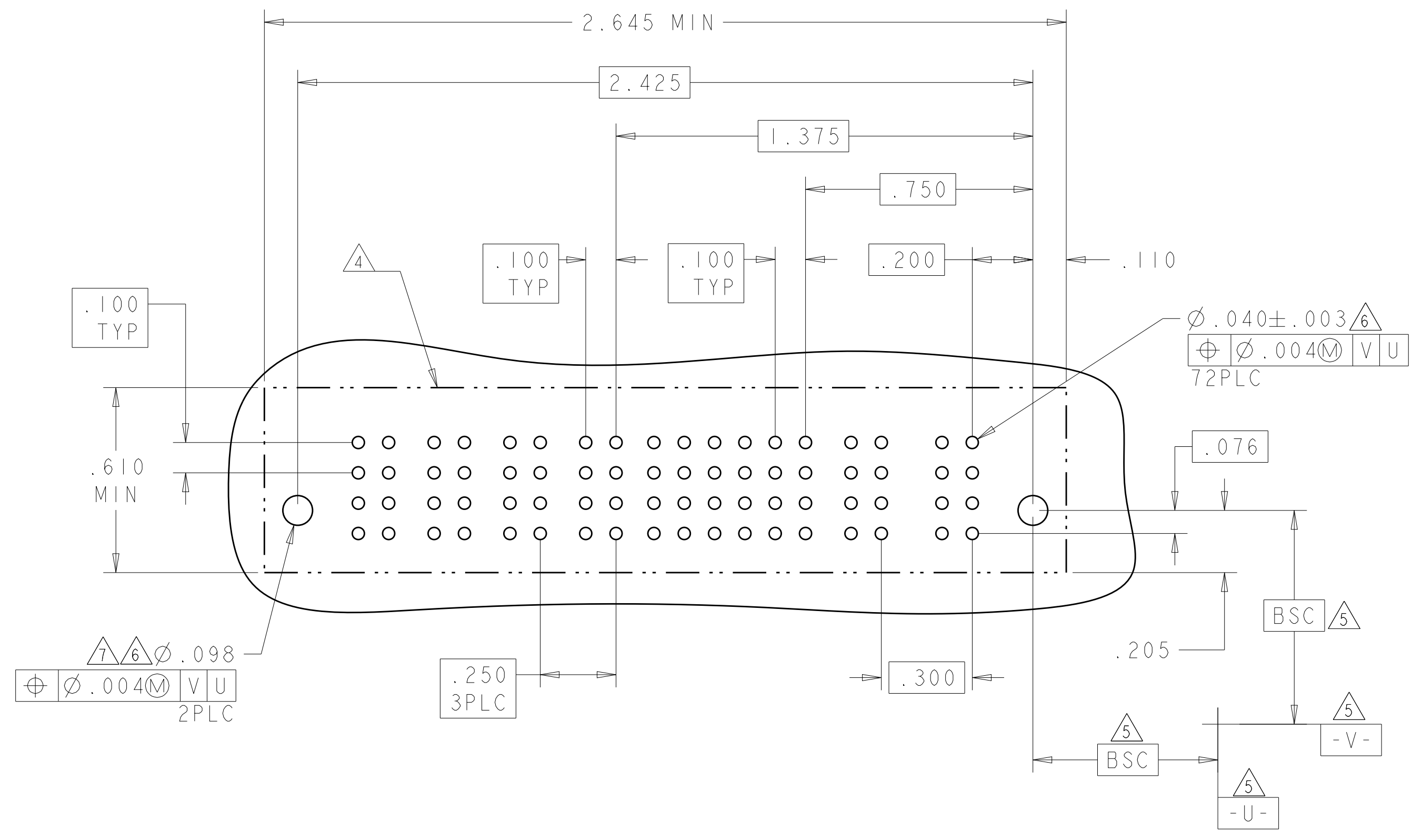
THIS DRAWING IS A CONTROLLED DOCUMENT.		OWN: D. ZHU	20DEC2007		TE Connectivity
DIMENSIONS: INCHES		CHK: S. ZHAO	20DEC2007		VER RECEP ASSEMBLY SHORT GUIDES, PRESS FIT MULTI-BEAM XLE
TOLERANCES UNLESS OTHERWISE SPECIFIED:		APV: S. ZHAO		NAME	
0 PLC ±		PRODUCT SPEC		SIZE: CAGE CODE: DRAWING NO: RESTRICTED TO	
1 PLC ±.01		108-2292		A100779C=6450860	
2 PLC ±.01		APPLICATION SPEC		SCALE: N/A SHEET 5 OF 28 REV: K2	
3 PLC ±.005		114-13251			
4 PLC ±.0020		WEIGHT			
ANGLES ±.2°		FINISH			
MATERIAL		CUSTOMER DRAWING			

LOC		DIST		REVISIONS			
ES	00	REV	DATE	BY	CHKD	APVD	DESCRIPTION
-	-	1	-	-	-	-	SEE SHEET 1

PART NUMBER	ROWS	POWER				SIGNAL						POWER		HD
		P6	P5	P4	P3	6	5	4	3	2	1	P2	P1	
6450860-6	D	GS	GS	GS	GS	AP	AP	AP	AP	AP	AP	GS	GS	HD
	C					AP	AP	AP	AP	AP	AP			
	B					AP	AP	AP	AP	AP	AP			
	A					AP	AP	AP	AP	AP	AP			
2ACP + 24S + 4P														

PART NUMBER	ROWS	LP2	LPI	SIGNAL								POWER					HD	
				8	7	6	5	4	3	2	1	P5	P4	P3	P2	P1		
6450860-4	D	LSI		AP	AP	AP	AP	AP	AP	AP	AP	AP	GS	GP	GS	GP	GP	HD
	C			AP	AP	AP	AP	AP	AP	AP	AP	AP						
	B			AP	AP	AP	AP	AP	AP	AP	AP	AP						
	A			AP	AP	AP	AP	AP	AP	AP	AP	AP						
5P + 32S + 2LP																		

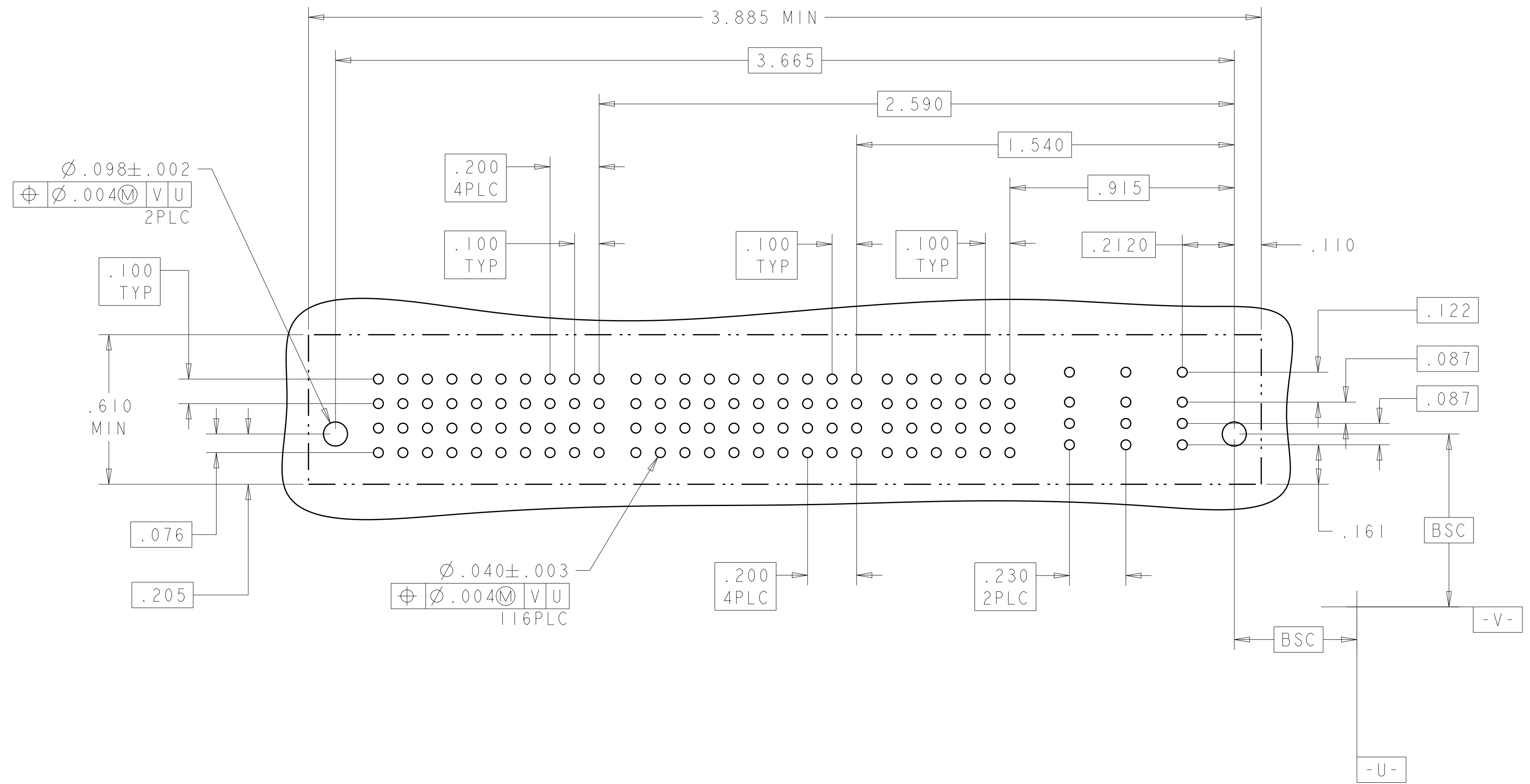
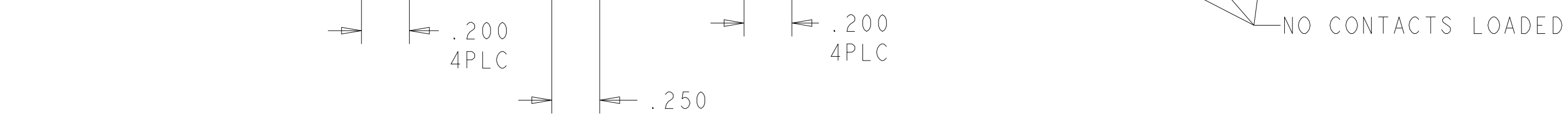
NO CONTACT LOADED



THIS DRAWING IS A CONTROLLED DOCUMENT.		OWN: D. ZHU	20DEC2007	 TE Connectivity
DIMENSIONS: INCHES		CHK: S. ZHAO	20DEC2007	
TOLERANCES UNLESS OTHERWISE SPECIFIED:		APVD: S. ZHAO		VER RECEP ASSEMBLY SHORT GUIDES, PRESS FIT MULTI-BEAM XLE
0 PLC ±.01		NAME:		
1 PLC ±.01		PRODUCT SPEC:	108-2292	
2 PLC ±.01		APPLICATION SPEC:	114-13251	
3 PLC ±.005		SIZE: CAGE CODE DRAWING NO:	A100779C=6450860	RESTRICTED TO:
4 PLC ±.0020		WEIGHT:		
ANGLES: ±.2°		CUSTOMER DRAWING:		SCALE: N/A SHEET 6 OF 28 REV: K2
FINISH:				

LOC		DIST		REVISIONS				
ES	00	P	LTN	DESCRIPTION	DATE	DMN	APVD	
-	-	-	-	SEE SHEET 1	-	-	-	

PART NUMBER	ROWS	POWER										SIGNAL						POWER					
		P10	P9	P8	P7	P6	P5	P4	P3	P2	P1	6	5	4	3	2	1	LP6	LP5	LP4	LP3	LP2	LP1
6450860-5	D C B A	GS	GS	GS	GS	GS	GS	GS	GS	GS	GS	AP	AP	AP	AP	AP	AP	LSI			LSI		
		GS	GS	GS	GS	GS	GS	GS	GS	GS	GS	AP	AP	AP	AP	AP	AP	LSI			LSI		
		GS	GS	GS	GS	GS	GS	GS	GS	GS	GS	AP	AP	AP	AP	AP	AP	LSI			LSI		
		GS	GS	GS	GS	GS	GS	GS	GS	GS	GS	AP	AP	AP	AP	AP	AP	LSI			LSI		



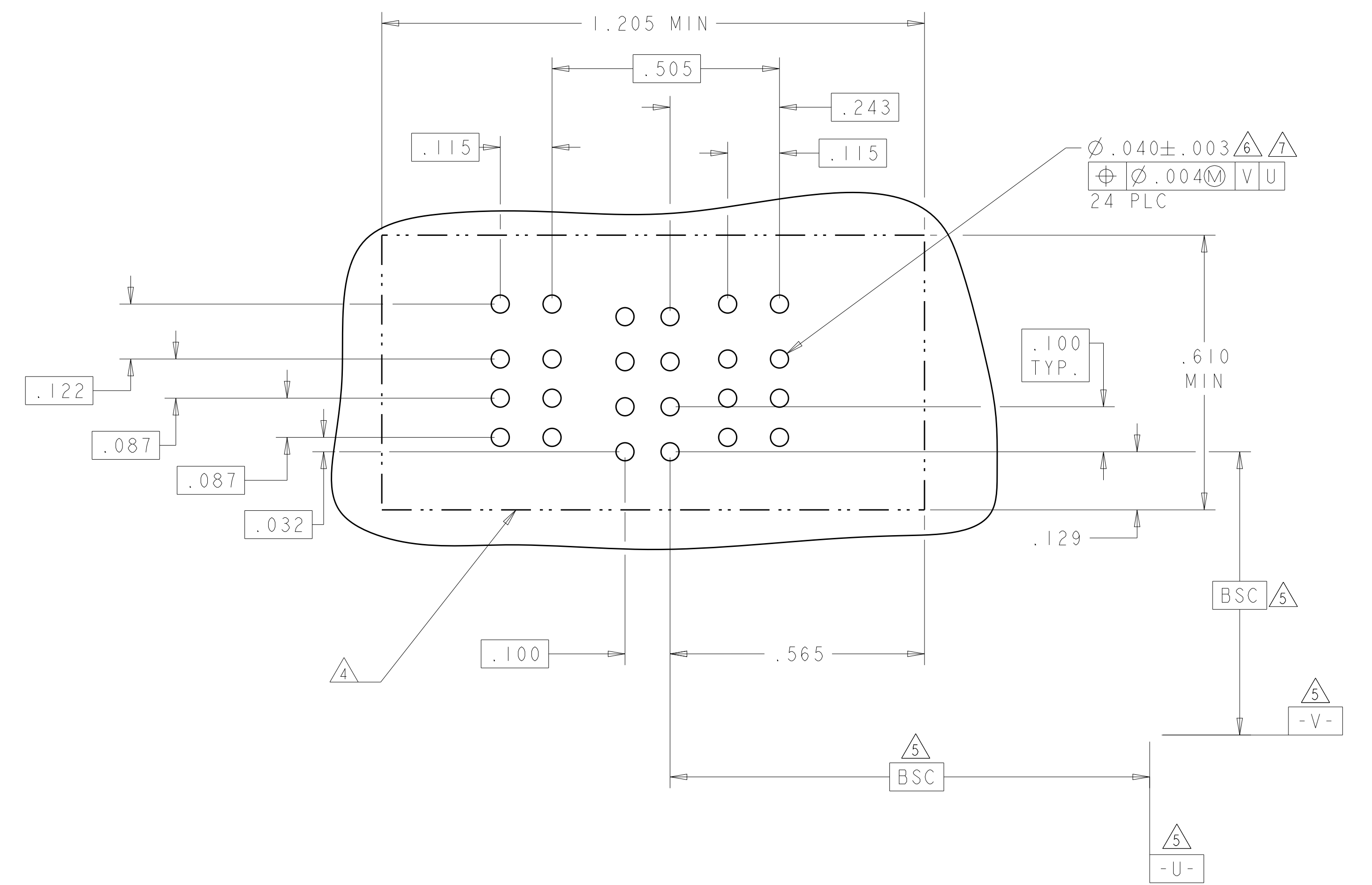
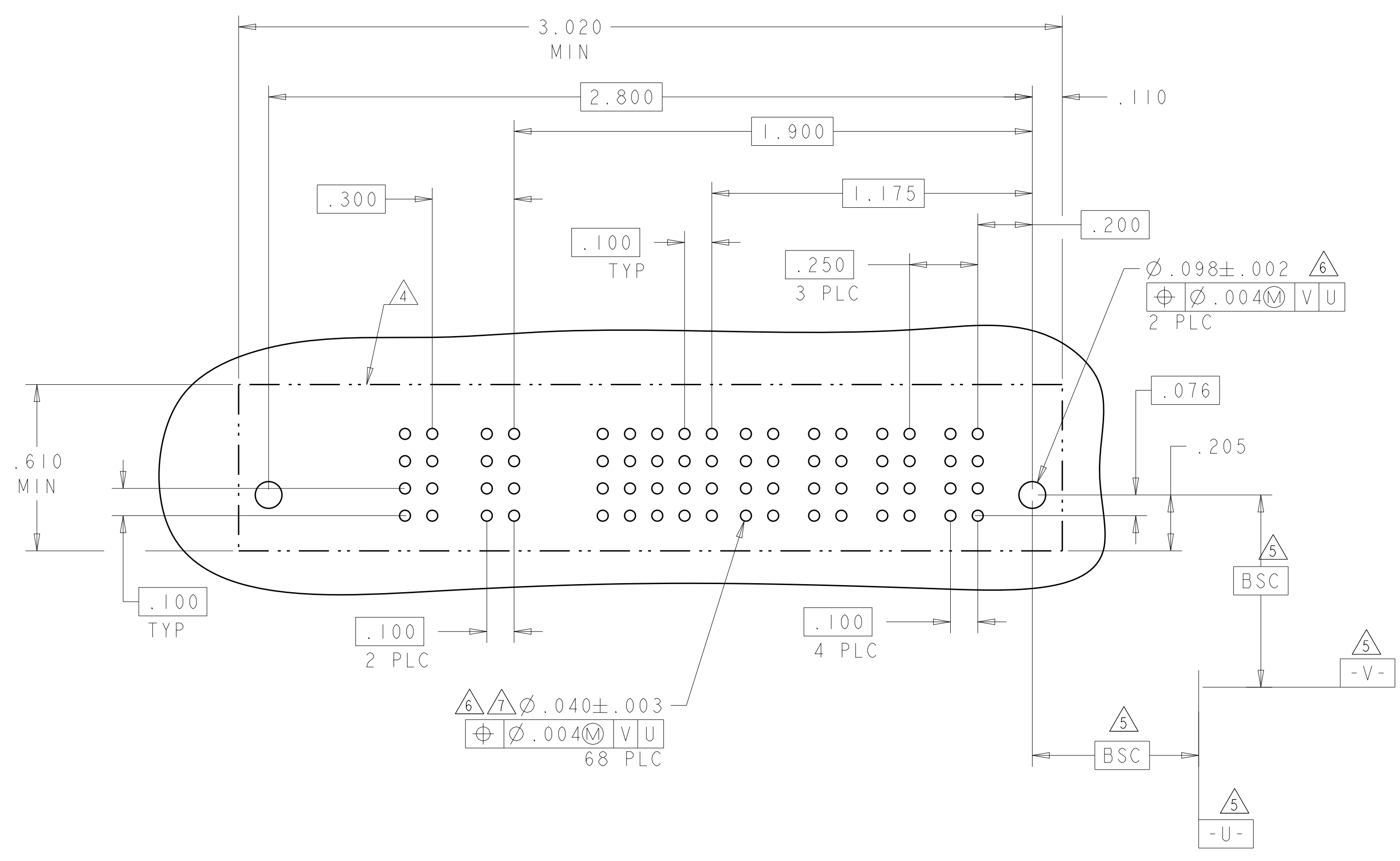
THIS DRAWING IS A CONTROLLED DOCUMENT.		DMN: D.ZHU	20DEC2007	TE Connectivity
DIMENSIONS: INCHES		CHK: S.ZHAO	20DEC2007	
		TOLERANCES UNLESS OTHERWISE SPECIFIED: 0 PLC ± 1 PLC ±.01 2 PLC ±.01 3 PLC ±.005 4 PLC ±.0020 ANGLES ±2°		NAME: VER RECEP ASSEMBLY SHORT GUIDES, PRESS FIT MULTI-BEAM XLE
MATERIAL: -		APVD: S.ZHAO PRODUCT SPEC: 108-2292 APPLICATION SPEC: 114-13251 WEIGHT: -		SIZE: A1 CAGE CODE: 100779 DRAWING NO: C=6450860
CUSTOMER DRAWING		SCALE: N/A		SHEET 7 OF 28 REV: K2

LOC		DIST		REVISIONS			
ES	00	P	LTN	DESCRIPTION	DATE	DMN	APVD
-	-	-	-	SEE SHEET 1	-	-	-

PART NUMBER	ROWS	POWER				SIGNAL						POWER					
		P7	P6	P5		7	6	5	4	3	2	1	P4	P3	P2	P1	
6450860-7	D C B A	HD	GS	GS		AP	AP	AP	AP	AP	AP	AP	GS	GS	GS	GS	HD
						AP	AP	AP	AP	AP	AP						
						AP	AP	AP	AP	AP	AP						
						AP	AP	AP	AP	AP	AP						
4P + 28S + 3ACP																	

NO CONTACTS LOADED

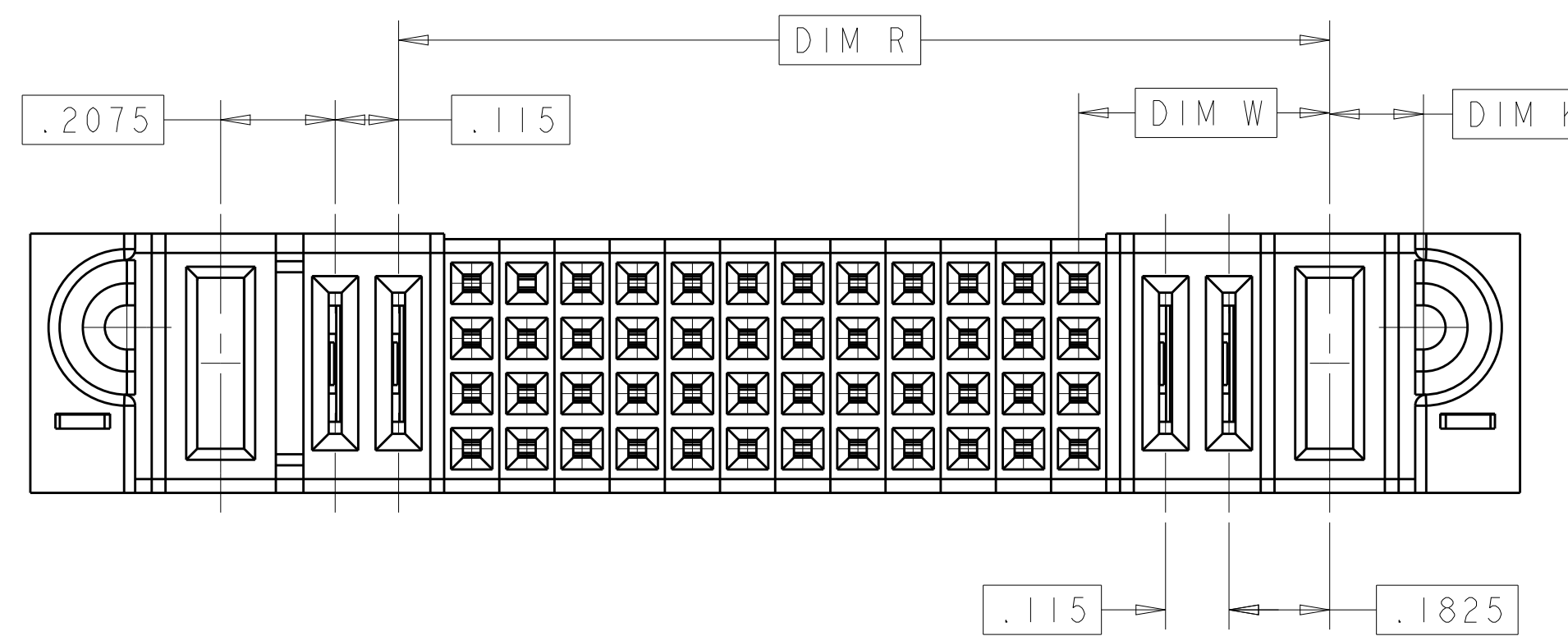
PART NUMBER	ROWS	POWER		SIGNAL		POWER	
		P4	P3	2	1	P2	P1
6450860-1	D C B A	LSI	LSI	AP	AP	LSI	LSI
				AP	AP		
				AP	AP		
				AP	AP		
2LP + 8S + 2LP							



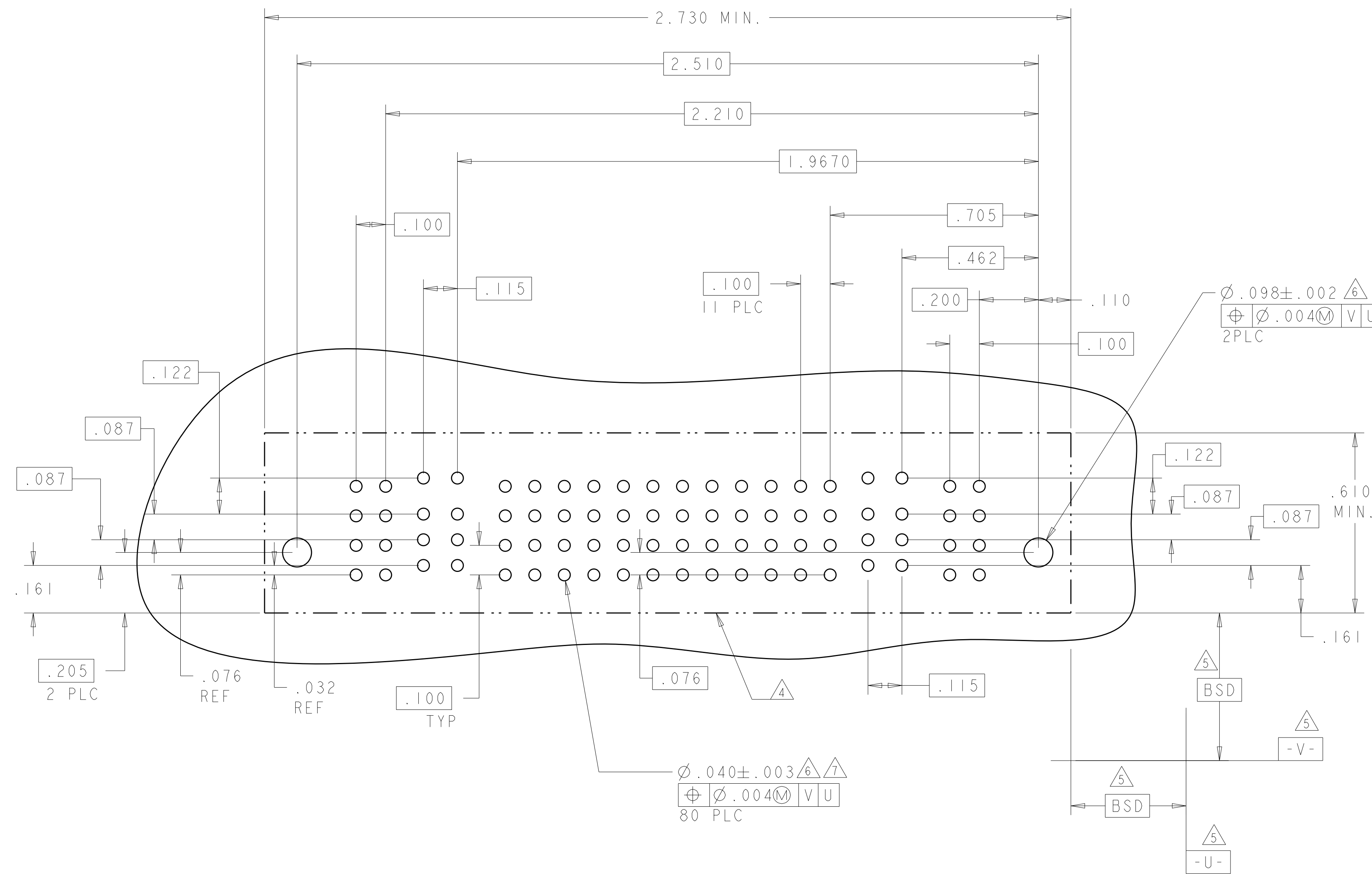
THIS DRAWING IS A CONTROLLED DOCUMENT.		DMN: D.ZHU	ZODEC2007	STE TE Connectivity
DIMENSIONS: INCHES		CHK: S.ZHAO	ZODEC2007	
TOLERANCES UNLESS OTHERWISE SPECIFIED:		APVD: S.ZHAO		VER RECEPT ASSEMBLY SHORT GUIDES, PRESS FIT MULTI-BEAM XLE
0 PLC ±.01		PRODUCT SPEC	108-2292	
1 PLC ±.01		APPLICATION SPEC	114-13251	
2 PLC ±.01		WEIGHT		
3 PLC ±.005		SCALE	N/A	SIZE: A1 CAGE CODE: 6450860 SHEET 8 OF 28 REV: K2
4 PLC ±.002		CUSTOMER DRAWING		
ANGLES ±.020				
FINISH				

LOC	DIST	REVISIONS			
ES	00	REV	DATE	BY	APPV
		1	SEE SHEET 1		

PART NUMBER	ROWS	POWER			SIGNAL										POWER					
		P2	LP4	LP3	12	11	10	9	8	7	6	5	4	3	2	1	LP2	LPI	PI	
6450860-9	D	GP	LSI	LSI	AP	AP	AP	AP	AP	AP	AP	AP	AP	AP	AP	AP	AP	LSI	LSI	GP
	C				AP	AP	AP	AP	AP	AP	AP	AP	AP	AP	AP	AP	AP	LSI	LSI	GP
	B				AP	AP	AP	AP	AP	AP	AP	AP	AP	AP	AP	AP	AP	LSI	LSI	GP
	A				AP	AP	AP	AP	AP	AP	AP	AP	AP	AP	AP	AP	AP	LSI	LSI	GP
1P + 2LP + 48S + 2LP + 1P																				



P/N: 6450860-9 CONFIGURATION
 UNSPECIFIED DIMENSION REFER TO SHEET 1

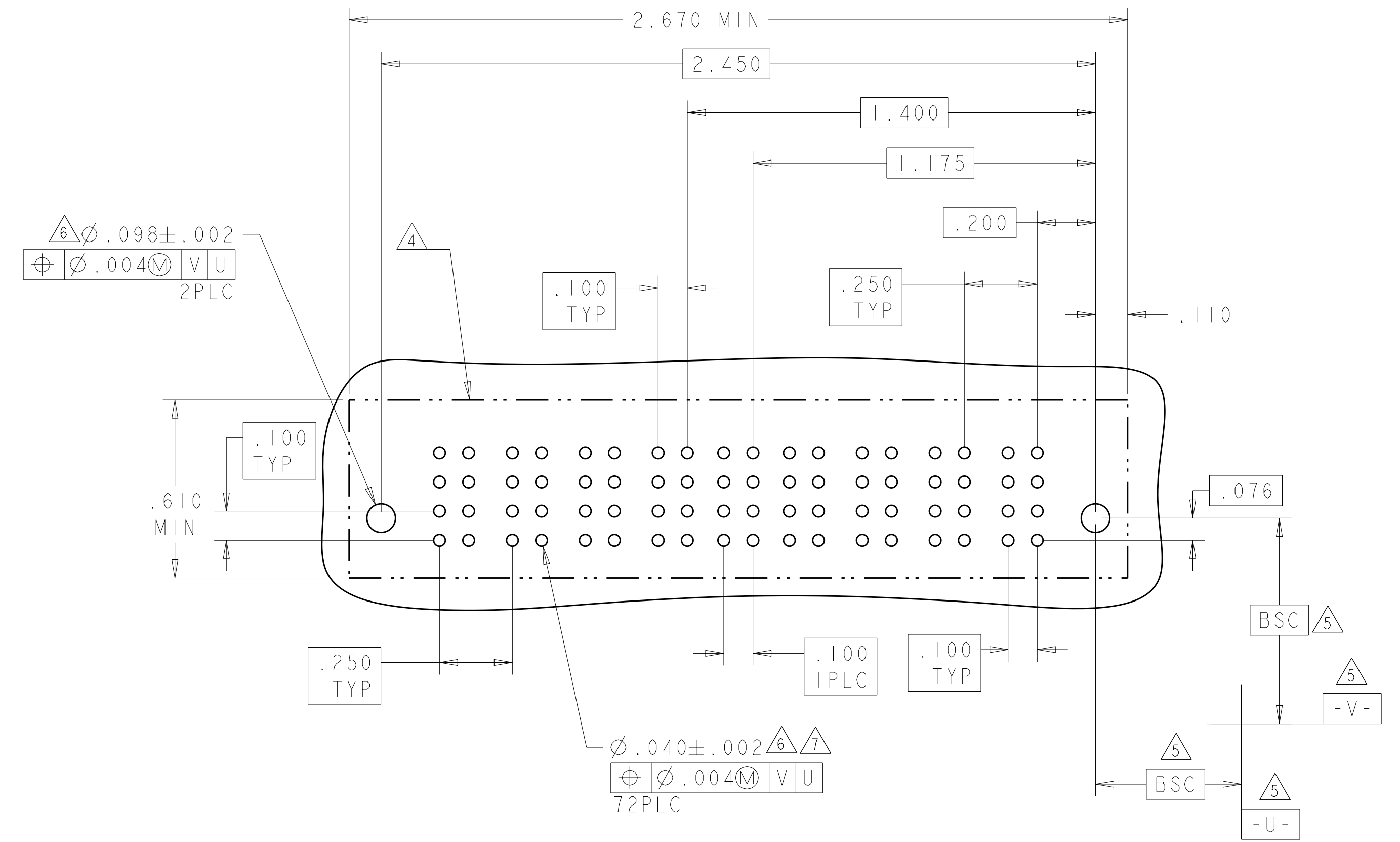
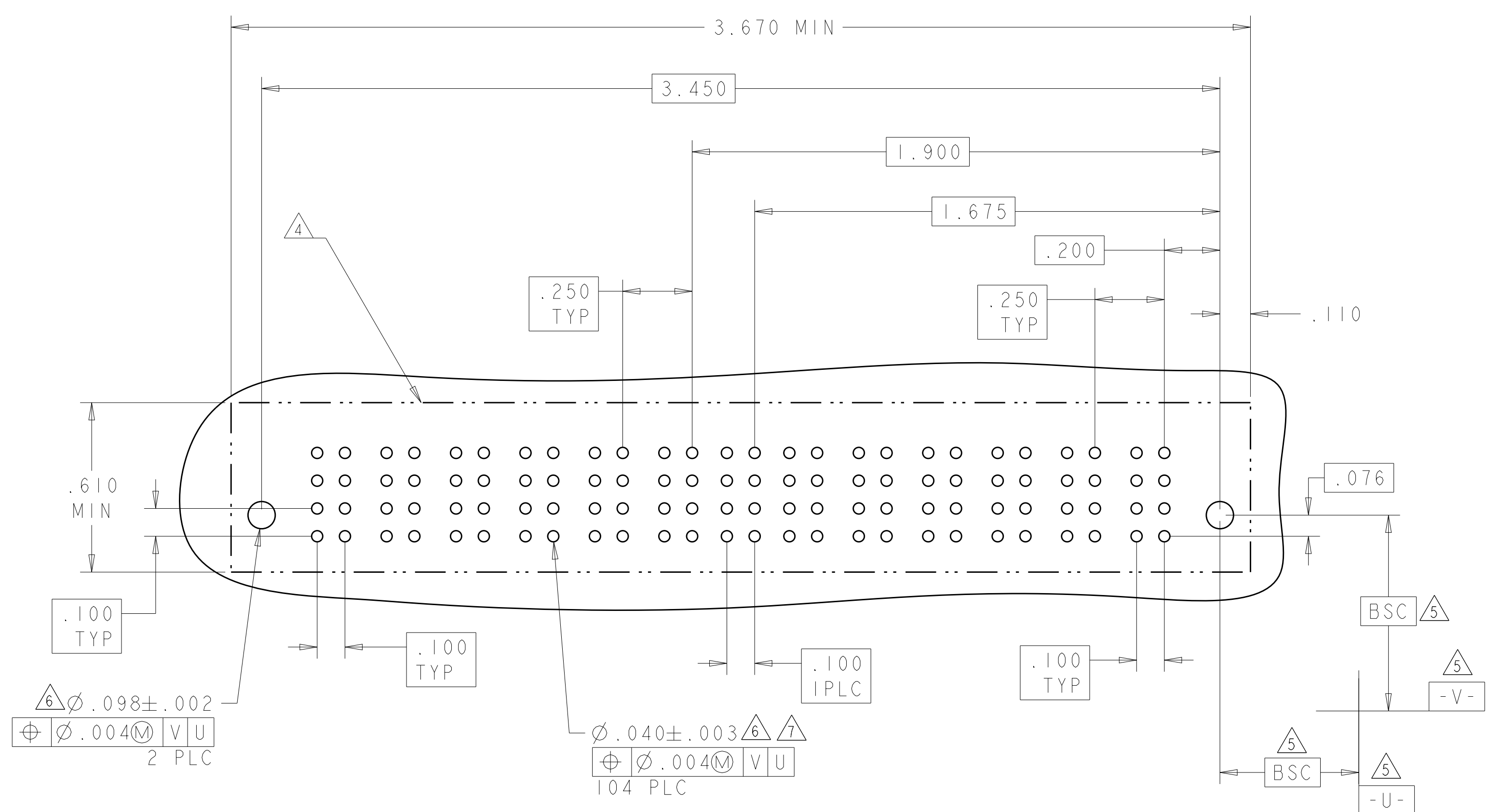


THIS DRAWING IS A CONTROLLED DOCUMENT.		OWN: D. ZHU CHK: S. ZHAO APPV: S. ZHAO	20DEC2007 20DEC2007	TE Connectivity VER RECEP ASSEMBLY SHORT GUIDES, PRESS FIT MULTI-BEAM XLE
DIMENSIONS: INCHES	TOLERANCES UNLESS OTHERWISE SPECIFIED:	PRODUCT SPEC: 108-2292 APPLICATION SPEC: 114-13251 WEIGHT: - CUSTOMER DRAWING		
0 PLC ±. 1 PLC ±.01 2 PLC ±.01 3 PLC ±.005 4 PLC ±.0020 ANGLES ±.2°	0 PLC ±. 1 PLC ±.01 2 PLC ±.01 3 PLC ±.005 4 PLC ±.0020 ANGLES ±.2°	SIZE: A1 CAGE CODE: 100779 DRAWING NO: 6450860 SCALE: N/A SHEET: 9 of 28 REV: K2		

LOC		DIST		REVISIONS				
ES	00	P	LTN	DESCRIPTION	DATE	OWN	APVD	
		-		SEE SHEET 1				

PART NUMBER	ROWS	POWER						SIGNAL		POWER					
		P12	P11	P10	P9	P8	P7	2	1	P6	P5	P4	P3	P2	P1
1-6450860-2	D C B A	GS	GS	GS	GS	GS	GS	AP AP AP AP	AP AP AP AP	GS	GS	GS	GS	GS	GS
6P + 8S + 6P															

PART NUMBER	ROWS	POWER				SIGNAL		POWER			
		P8	P7	P6	P5	2	1	P4	P3	P2	P1
1-6450860-3	D C B A	GS	GS	GS	GS	AP AP AP AP	AP AP AP AP	GS	GS	GS	GS
4P + 8S + 4P											



THIS DRAWING IS A CONTROLLED DOCUMENT.

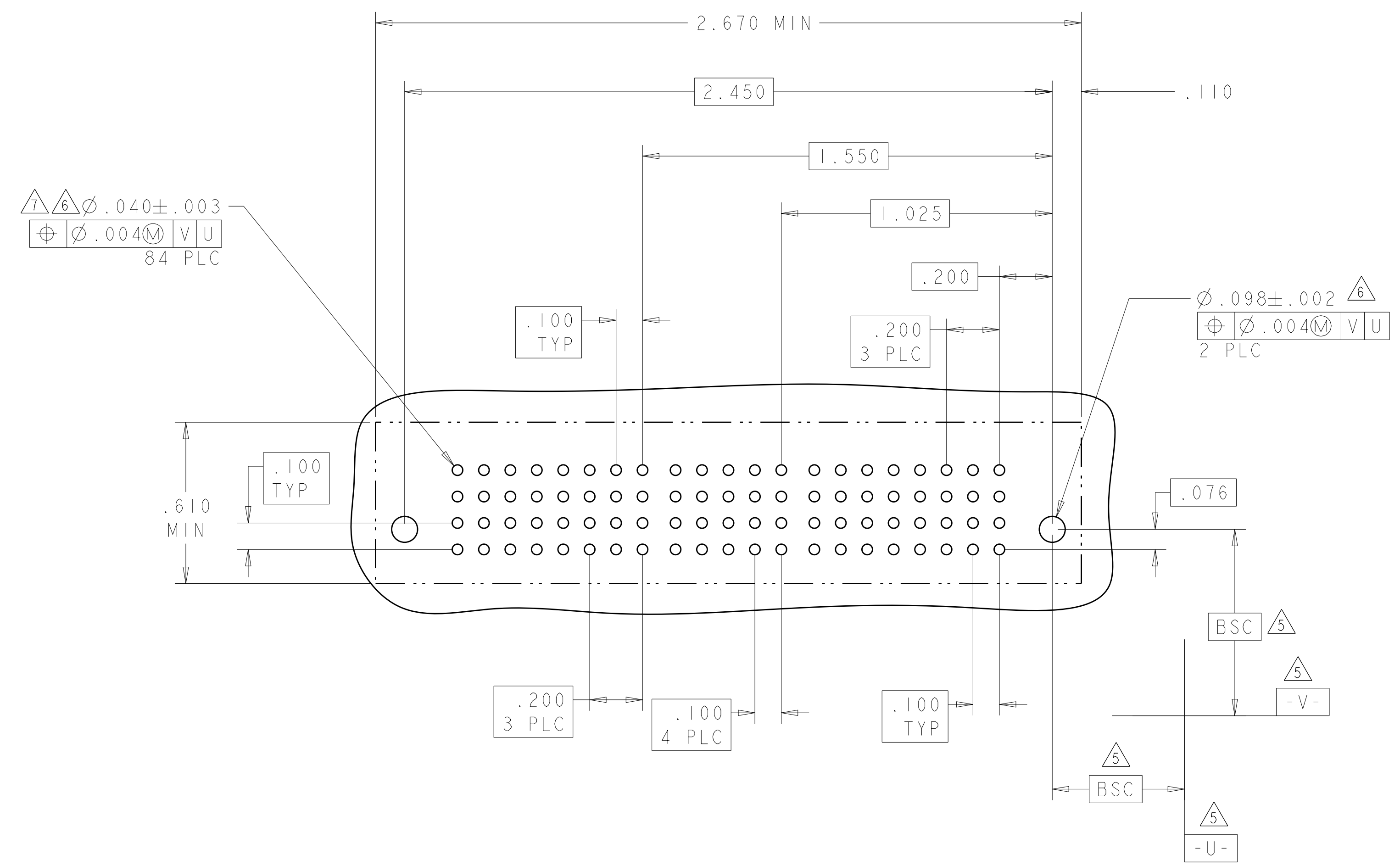
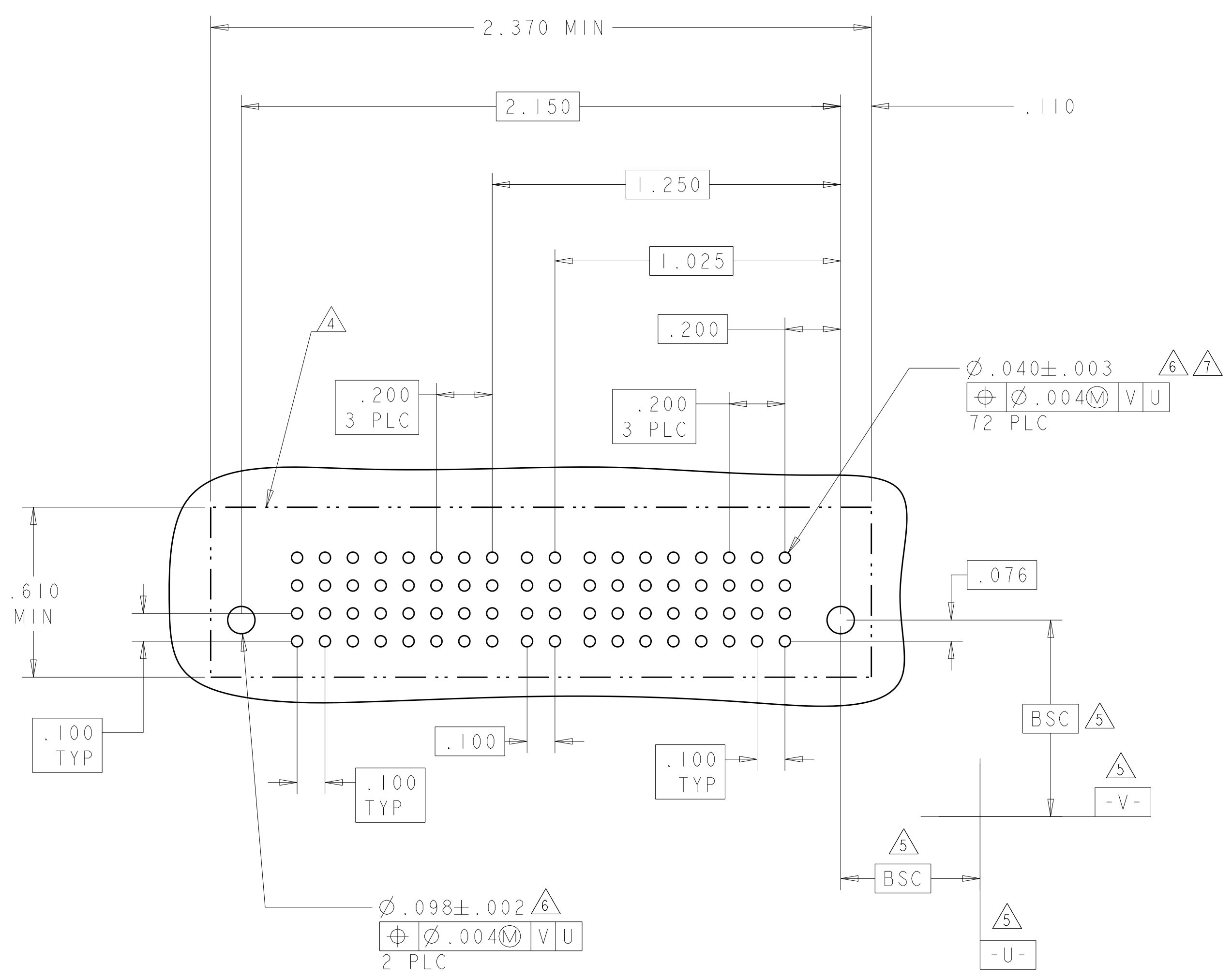
DIMENSIONS: INCHES	TOLERANCES UNLESS OTHERWISE SPECIFIED: 0 PLC ±. 2 PLC ±.01 3 PLC ±.01 4 PLC ±.005 ANGLES ±.0020	OWN: D. ZHU CHK: S. ZHAO APVD: S. ZHAO	DATE: 20DEC2007	TE Connectivity VER RECEPT ASSEMBLY SHORT GUIDES, PRESS FIT MULTI-BEAM XLE
MATERIAL:	FINISH:	PRODUCT SPEC: 108-2292	APPLICATION SPEC: 114-13251	

CUSTOMER DRAWING SCALE: N/A SHEET 11 OF 28 REV: K2

LOC	DIST	REVISIONS			
P	LTN	DESCRIPTION	DATE	DMN	APVD
ES	00	SEE SHEET 1	-	-	-

PART NUMBER	ROWS	POWER				SIGNAL		POWER			
		P8	P7	P6	P5	2	1	P4	P3	P2	P1
I-6450860-4	D C B A	GS	GS	GS	GS	AP	AP	GS	GS	GS	GS
						AP	AP				
						AP	AP				
						AP	AP				
4HDP + 8S + 4HDP											

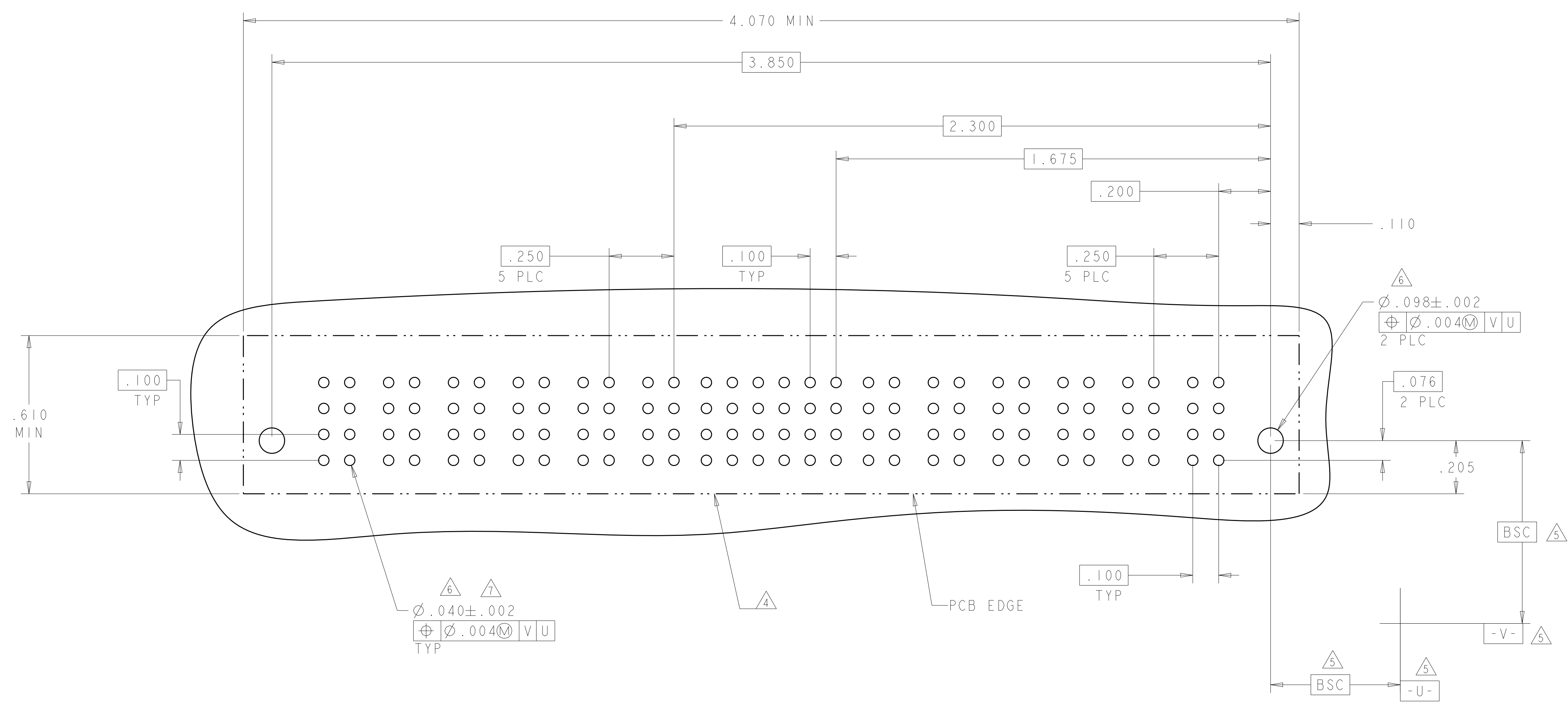
PART NUMBER	ROWS	POWER				SIGNAL					POWER			
		P8	P7	P6	P5	5	4	3	2	1	P4	P3	P2	P1
I-6450860-5	D C B A	GS	GS	GS	GS	AP	AP	AP	AP	AP	GS	GS	GS	GS
						AP	AP	AP	AP	AP				
						AP	AP	AP	AP	AP				
						AP	AP	AP	AP	AP				
4HDP + 20S + 4HDP														



THIS DRAWING IS A CONTROLLED DOCUMENT.		DMN: D. ZHU	ZODEC2007	STE TE Connectivity
DIMENSIONS: INCHES		CHK: S. ZHAO	ZODEC2007	
TOLERANCES UNLESS OTHERWISE SPECIFIED:		APVD: S. ZHAO	NAME: VER RECEP ASSEMBLY SHORT GUIDES, PRESS FIT MULTI-BEAM XLE	RESTRICTED TO
0 PLC ± .01		PRODUCT SPEC: 108-2292	SIZE: A1	
1 PLC ± .01		APPLICATION SPEC: 114-13251	CAGE CODE: 6450860	SHEET 12 OF 28
2 PLC ± .01		WEIGHT: -	SCALE: N/A	
3 PLC ± .005		CUSTOMER DRAWING	REV: K2	
4 PLC ± .0020				
ANGLES ± 0.25°				
FINISH: -				

LOC	DIST	REVISIONS			
P	LTN	DESCRIPTION	DATE	DMN	APVD
ES	00	SEE SHEET 1			

PART NUMBER	ROWS	POWER						SIGNAL						POWER					
		P12	P11	P10	P9	P8	P7	6	5	4	3	2	1	P6	P5	P4	P3	P2	P1
3-6450860-5	D							AP	AP	AP	AP	AP	AP						
	C							AP	AP	AP	AP	AP	AP						
	B	GS	GS	GS	GS	GS	GS	AP	AP	AP	AP	AP	AP	GS	GS	GS	GS	GS	GS
	A	HD						AP	AP	AP	AP	AP	AP						HD
6P + 24S + 6P																			



THIS DRAWING IS A CONTROLLED DOCUMENT.		DMN: D. ZHU	ZODEC2007		TE Connectivity
DIMENSIONS: INCHES		CHK: S. ZHAO	ZODEC2007		VER RECEP ASSEMBLY SHORT GUIDES, PRESS FIT MULTI-BEAM XLE
TOLERANCES UNLESS OTHERWISE SPECIFIED:		APVD: S. ZHAO		NAME	
0 PLC ±.01		PRODUCT SPEC		108-2292	
1 PLC ±.01		APPLICATION SPEC		114-13251	
2 PLC ±.01		WEIGHT		A100779C=6450860	
3 PLC ±.005		SCALE		N/A	
4 PLC ±.0020		SHEET		20 OF 28	
ANGLES ±.020		REV		K2	
FINISH		CUSTOMER DRAWING			

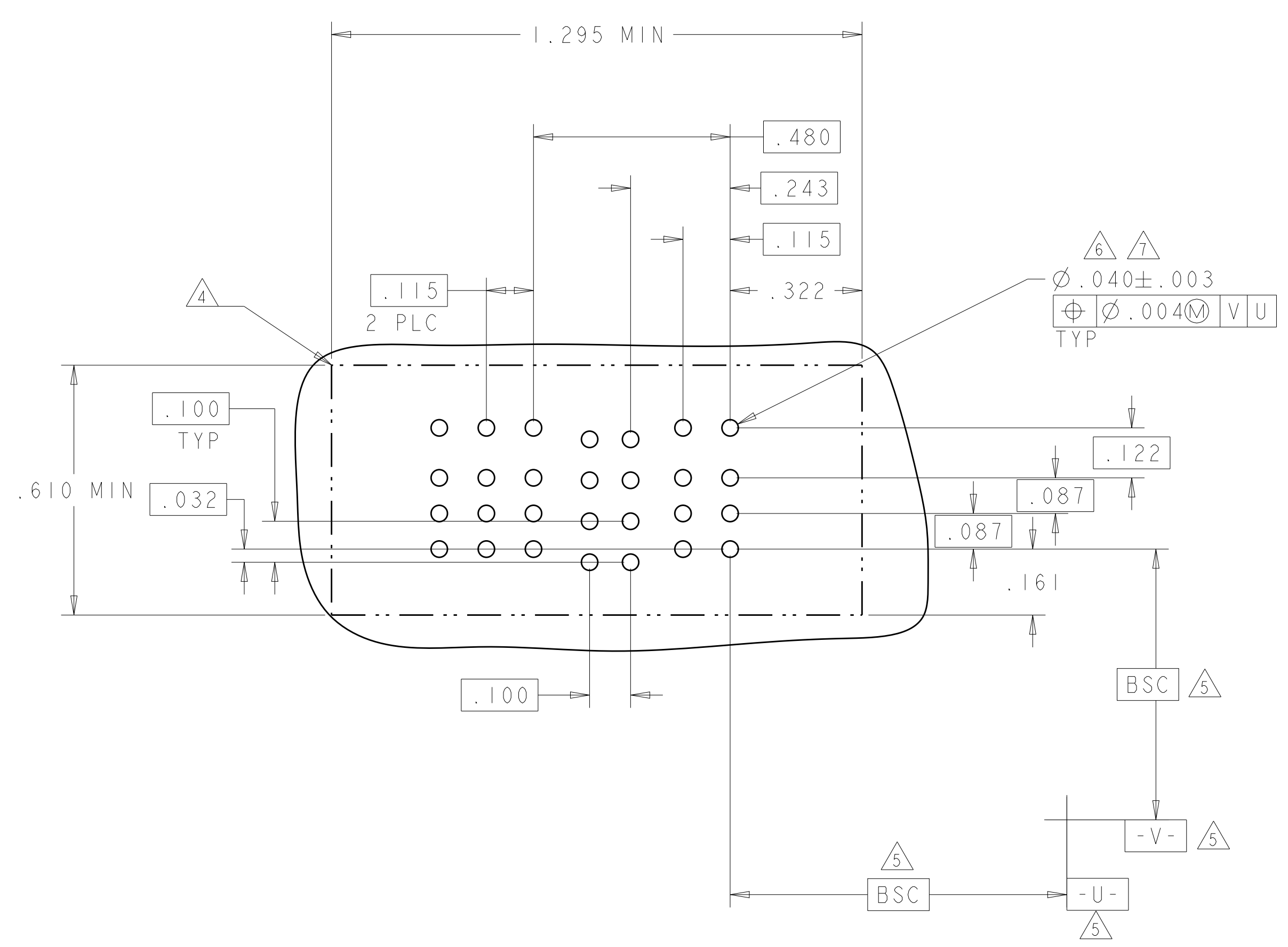
LOC	DIST	REV	DATE	BY	APP'D
ES	00				

REVISIONS		DATE	BY	APP'D
1	SEE SHEET 1			

PART NUMBER	ROWS	POWER			SIGNAL		POWER	
		P5	P4	P3	2	1	P2	P1
3-6450860-4	D	LSI	LSI	LSI	AP	AP	LSI	LSI
	C				AP	AP		
	B				AP	AP		
	A				AP	AP		

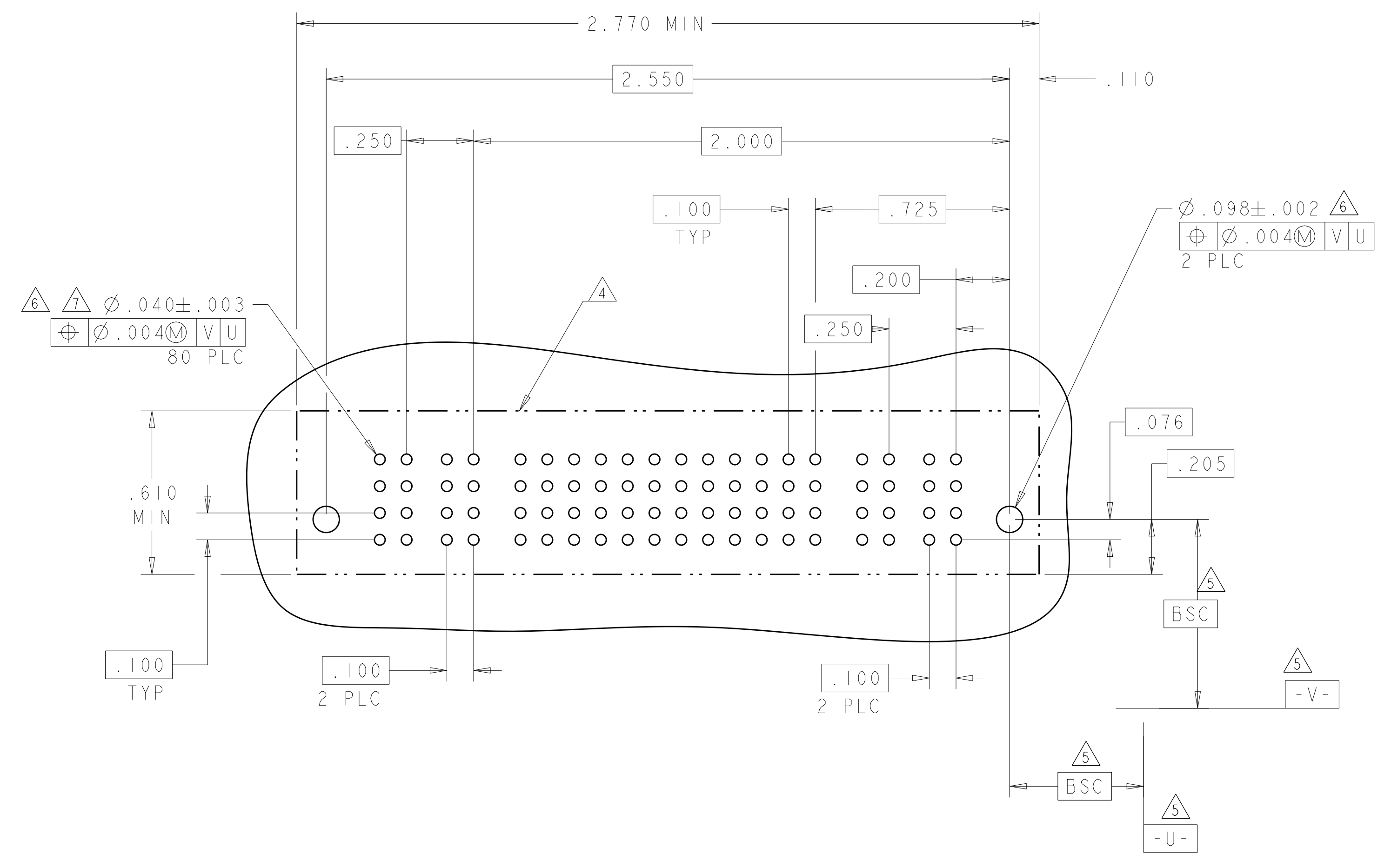
2LP + 8S + 3LP

G3



PART NUMBER	ROWS	POWER		SIGNAL												POWER		
		P4	P3	12	11	10	9	8	7	6	5	4	3	2	1	P2	P1	
3-6450860-6	D	GS	GS	AP	AP	AP	AP	AP	AP	AP	AP	AP	AP	AP	AP	AP	AP	AP
	C			AP	AP	AP	AP	AP	AP	AP	AP	AP	AP	AP	AP	AP	AP	AP
	A			AP	AP	AP	AP	AP	AP	AP	AP	AP	AP	AP	AP	AP	AP	AP

2P + 48S + 2P

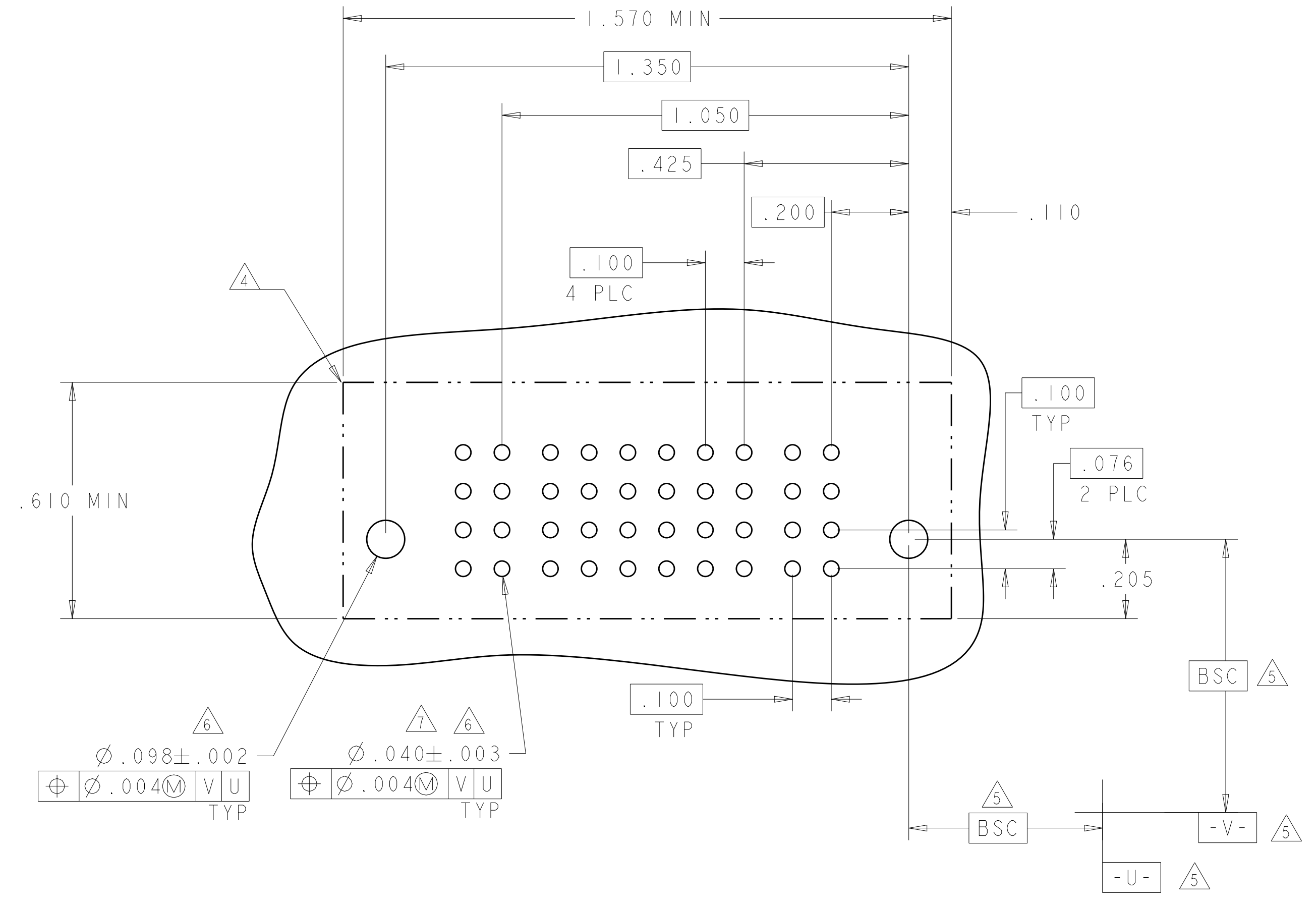
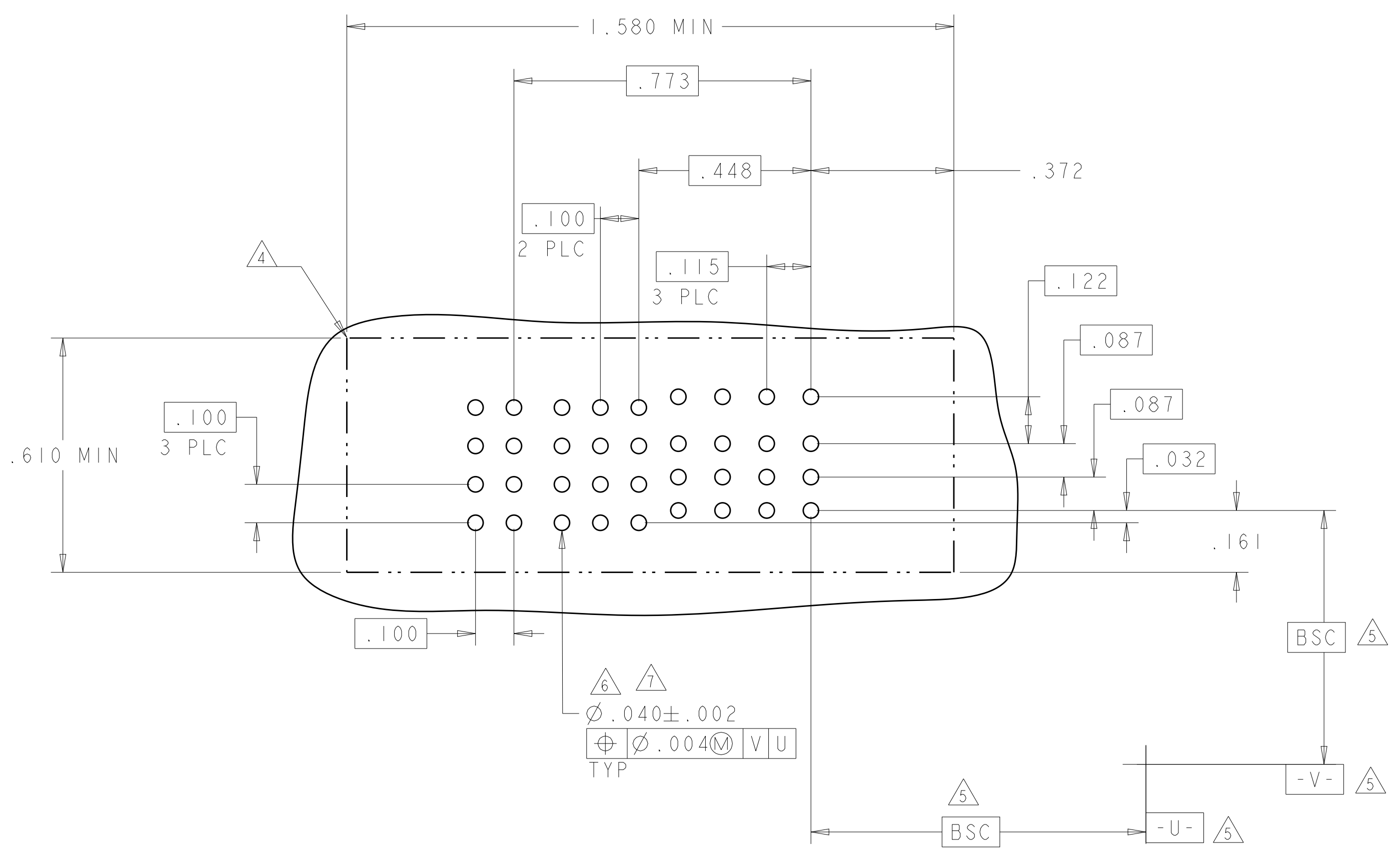


THIS DRAWING IS A CONTROLLED DOCUMENT.		OWN: D. ZHU	20DEC2007	 TE Connectivity
DIMENSIONS: INCHES		CHK: S. ZHAO	20DEC2007	
TOLERANCES UNLESS OTHERWISE SPECIFIED:		AP'D: S. ZHAO		NAME: VER RECEP ASSEMBLY SHORT GUIDES, PRESS FIT MULTI-BEAM XLE
0 PLC ±. 1 PLC ±.01 2 PLC ±.01 3 PLC ±.005 4 PLC ±.0020 ANGLES ±.7°		PRODUCT SPEC: 108-2292	APPLICATION SPEC: 114-13251	SIZE: A1
MATERIAL: -		FINISH: -	WEIGHT: -	CAGE CODE: 6450860
CUSTOMER DRAWING		SCALE: N/A		SHEET 21 OF 28

LOC		DIST		REVISIONS			
ES	00	P	LTN	DESCRIPTION	DATE	DMN	APVD
		-		SEE SHEET 1			

PART NUMBER	ROWS		POWER			SIGNAL				POWER					
			PI	3	2	1	LP4	LP3	LP2	LP1					
3-6450860-9	D C B A	GS	AP	AP	AP										
			AP	AP	AP										
			AP	AP	AP										
			AP	AP	AP										
4LP + 12S + IP															

PART NUMBER	ROWS		POWER		SIGNAL						POWER			
			P2	P1	6	5	4	3	2	1	PI			
4-6450860-0	D C B A	GS	AP	AP	AP	AP	AP	AP	AP	AP	AP	AP		
			AP	AP	AP	AP	AP	AP	AP	AP	AP	AP		
			AP	AP	AP	AP	AP	AP	AP	AP	AP	AP		
			AP	AP	AP	AP	AP	AP	AP	AP	AP	AP		
IP + 24S + IP														



THIS DRAWING IS A CONTROLLED DOCUMENT. DWN: D.ZHU, ZODEC2007, CHK: S.ZHAO, ZODEC2007, APVD: S.ZHAO

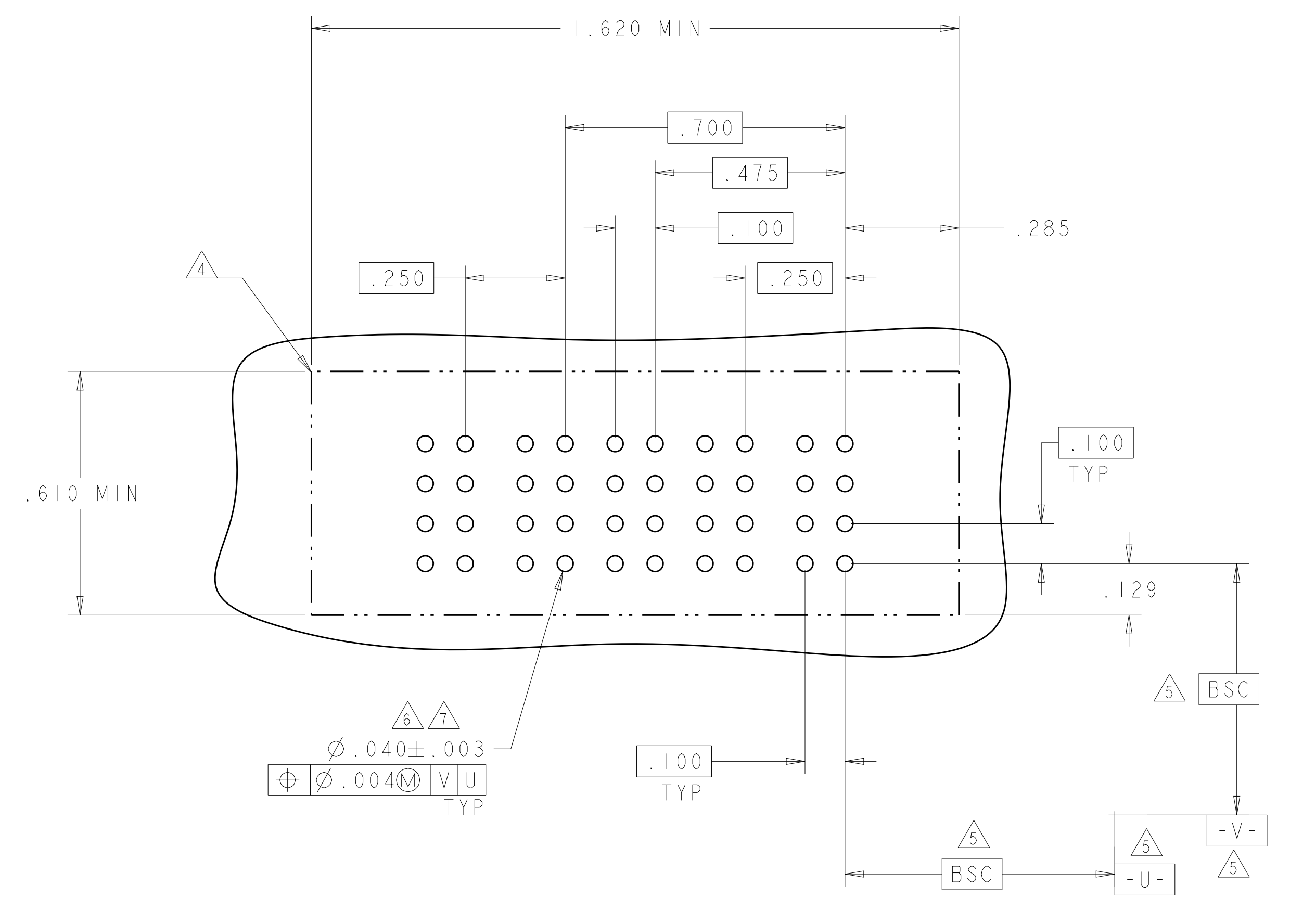
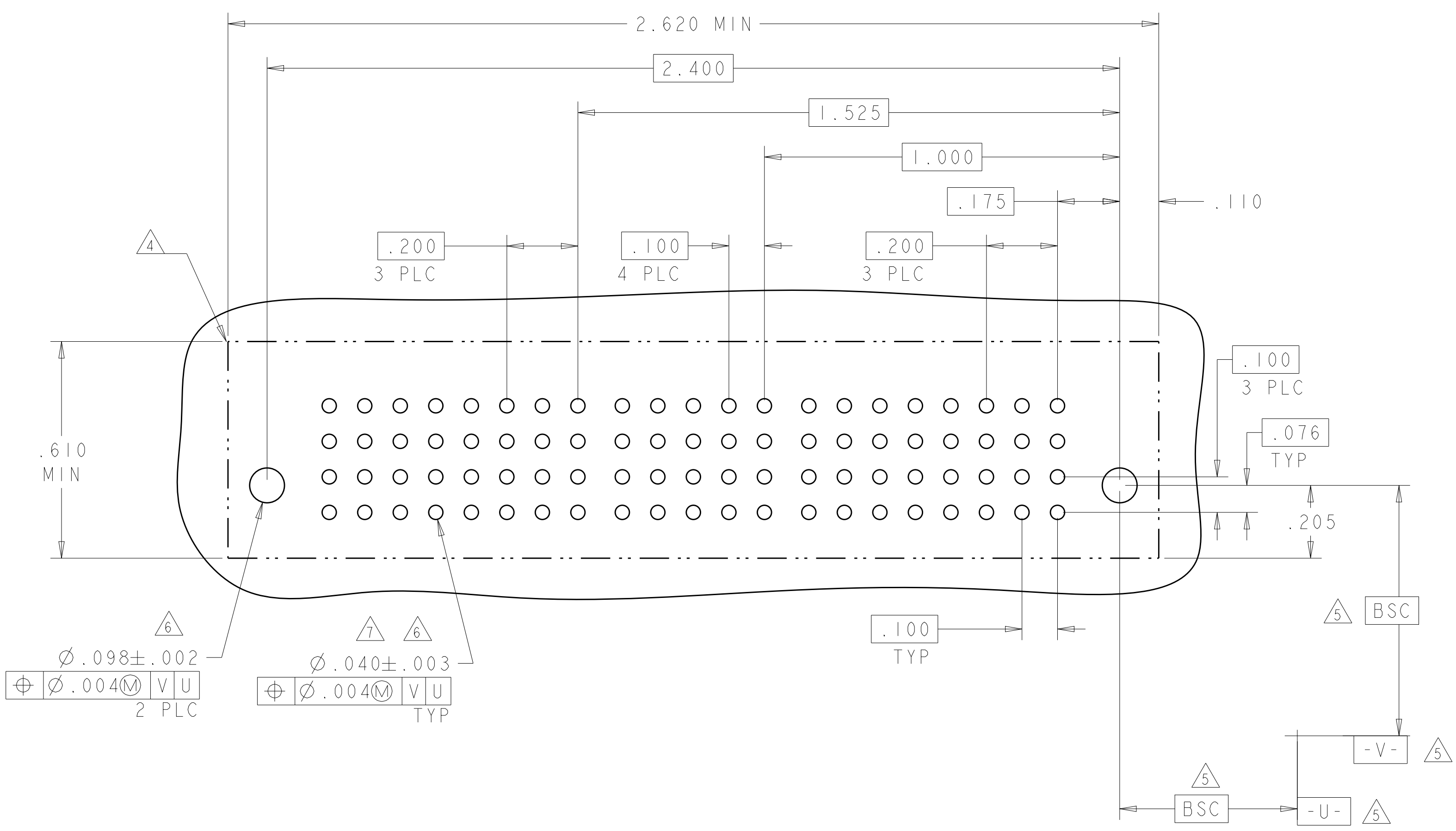
DIMENSIONS: INCHES	TOLERANCES UNLESS OTHERWISE SPECIFIED:	NAME: VER RECEPT ASSEMBLY SHORT GUIDES, PRESS FIT MULTI-BEAM XLE
0 PLC ± .01	1 PLC ± .01	PRODUCT SPEC: 108-2292
2 PLC ± .01	3 PLC ± .005	APPLICATION SPEC: 114-13251
4 PLC ± .002	ANGLES ± .2°	SIZE: A100779
MATERIAL: -	FINISH: -	WEIGHT: -
CUSTOMER DRAWING		SCALE: N/A SHEET 22 OF 28 REV: K2

STC TE Connectivity

LOC		DIST		REVISIONS			
ES	00	P	LYN	DESCRIPTION	DATE	OWN	APVD
		-	-	SEE SHEET 1	-	-	-

PART NUMBER	ROWS	POWER				SIGNAL					POWER								
		P8	P7	P6	P5	5	4	3	2	1	P4	P3	P2	P1					
4-6450860-1	D C B A	GS	GS	GS	GS	AP	AP	AP	AP	AP	GS	GS	GS	GS					
						AP	AP	AP	AP	AP									
						AP	AP	AP	AP	AP									
4HDP + 20S + 4HDP		HD		HD															

PART NUMBER	ROWS	POWER		SIGNAL		POWER	
		P4	P3	2	1	P2	P1
4-6450860-3	D C B A	GS	GS	AP	AP	GS	GS
				AP	AP		
				AP	AP		
2P + 8S + 2P		HD		HD		HD	



THIS DRAWING IS A CONTROLLED DOCUMENT.

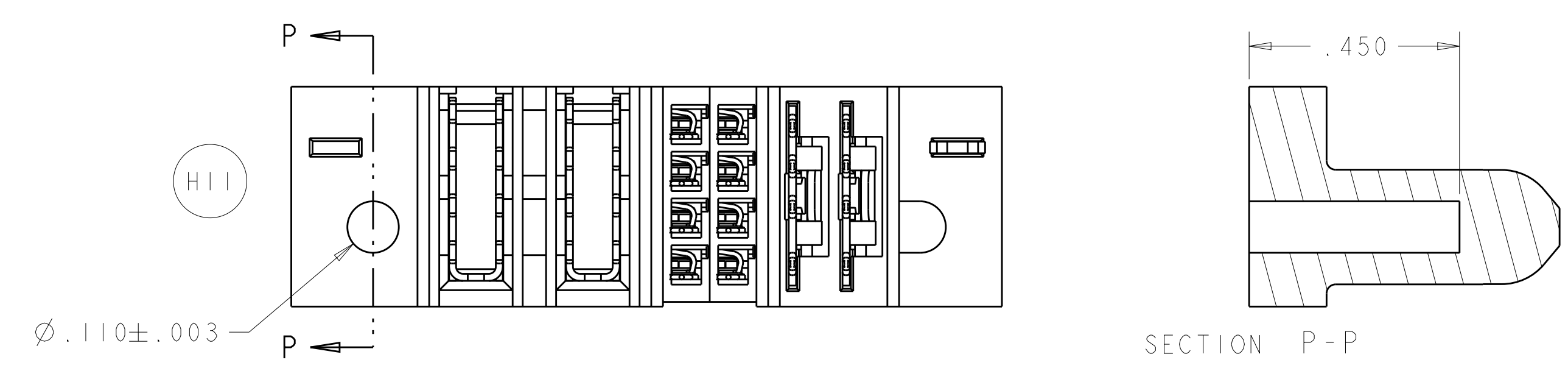
DIMENSIONS: INCHES	TOLERANCES UNLESS OTHERWISE SPECIFIED: 0 PLC ±. 1 PLC ±.01 2 PLC ±.01 3 PLC ±.005 4 PLC ±.002 ANGLES ±.020	FINISH	APVD: S. ZHAO	DATE: 20DEC2007	CHK: S. ZHAO	DATE: 20DEC2007	 TE Connectivity
MATERIAL			PRODUCT SPEC: 108-2292	APPLICATION SPEC: 114-13251	WEIGHT	RESTRICTED TO	

NAME: VER RECEP ASSEMBLY
 SHORT GUIDES, PRESS FIT
 MULTI-BEAM XLE

SIZE: A1
 CAGE CODE: 100779
 DRAWING NO: 6450860

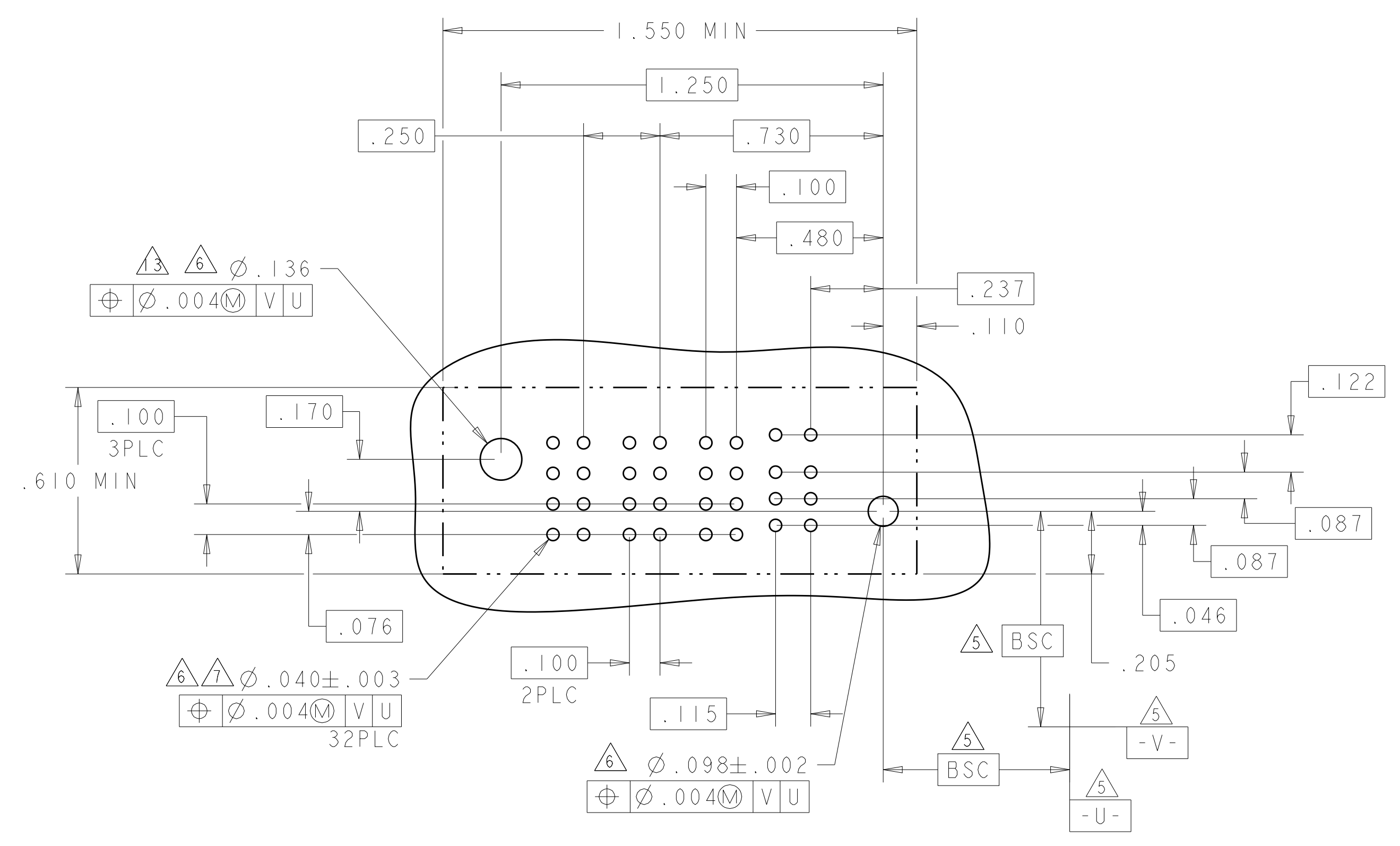
CUSTOMER DRAWING
 SCALE: N/A
 SHEET: 23 OF 28
 REV: K2

LOC	DIST	REVISIONS			
P	LTN	DESCRIPTION	DATE	DWN	APVD
ES	00	SEE SHEET 1			



4-6450860-2

PART NUMBER	ROWS	POWER		SIGNAL		POWER	
		P4	P3	2	1	P2	P1
4-6450860-2	D C B A	GS	GP	AP	AP	LSI	LSI
2LP + 8S + 2P						HD	



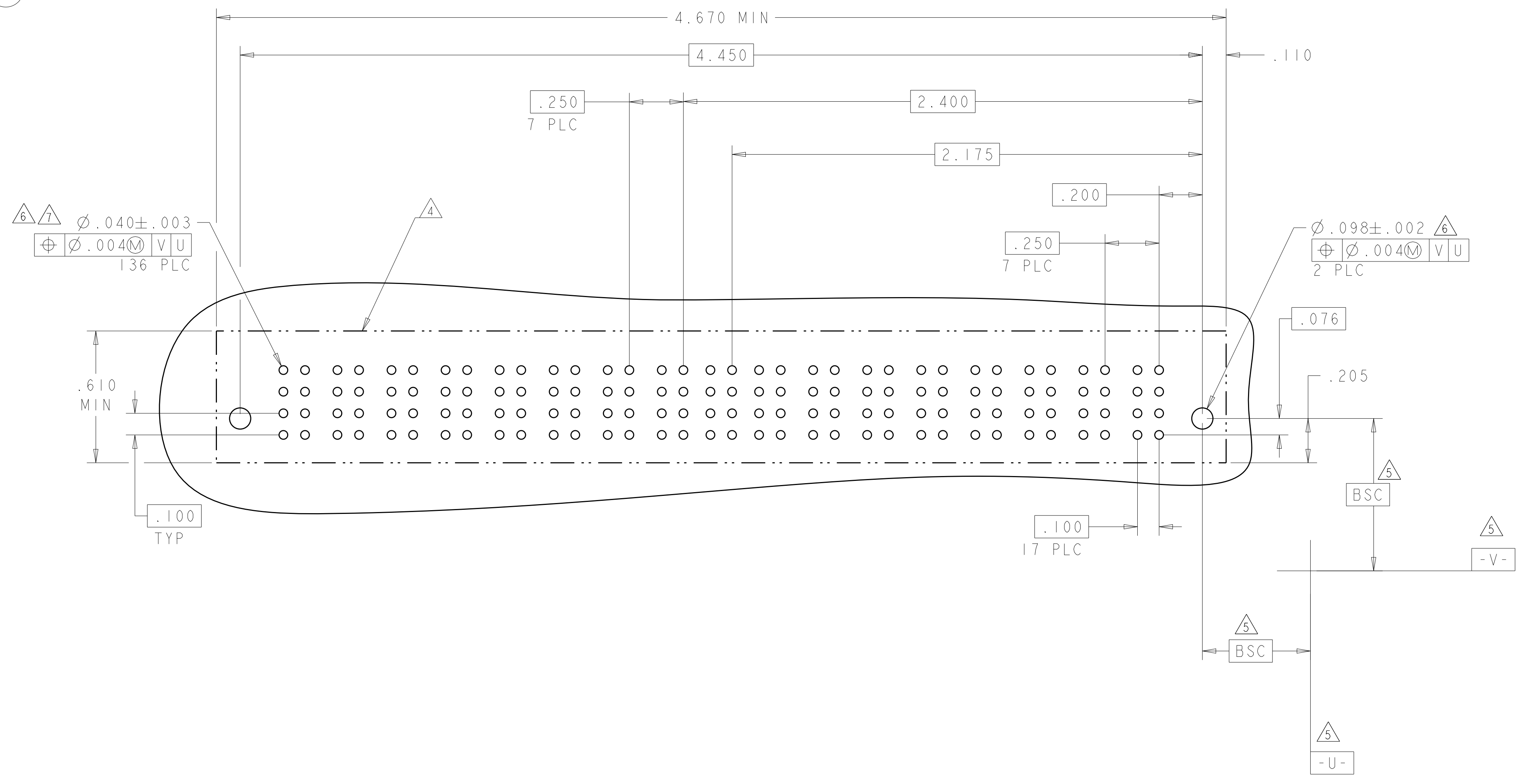
RECOMMENDED PCB LAYOUT

THIS DRAWING IS A CONTROLLED DOCUMENT.		DWN: D. ZHU CHK: S. ZHAO	20DEC2007	TE Connectivity
DIMENSIONS: INCHES		APVD: S. ZHAO		
TOLERANCES UNLESS OTHERWISE SPECIFIED: 0 PLC ± 1 PLC ±.01 2 PLC ±.01 3 PLC ±.005 4 PLC ±.0020 ANGLES ±.2°		PRODUCT SPEC: 108-2292 APPLICATION SPEC: 114-13251 WEIGHT:		NAME: VER RECEP ASSEMBLY SHORT GUIDES, PRESS FIT MULTI-BEAM XLE
MATERIAL: FINISH:		CUSTOMER DRAWING		SIZE: A1 CAGE CODE: 00779 DRAWING NO: C=6450860 SCALE: N/A SHEET: 24 OF 28 REV: K2

LOC	DIST	REVISIONS					
		P	LTN	DESCRIPTION	DATE	DWN	APVD
ES	00	-	-	SEE SHEET 1	-	-	-

PART NUMBER	ROWS	POWER								SIGNAL		POWER							
		P16	P15	P14	P13	P12	P11	P10	P9	2	1	P8	P7	P6	P5	P4	P3	P2	P1
4-6450860-4	D C B A	GS	GS	GS	GS	GS	GS	GS	GS	GS	GS	GS	GS	GS	GS	GS	GS	GS	GS
8P + 8S + 8P																			

J2



THIS DRAWING IS A CONTROLLED DOCUMENT.		DWN: D. ZHU	Z0DEC2007	TE Connectivity
DIMENSIONS: INCHES		CHK: S. ZHAO	Z0DEC2007	
TOLERANCES UNLESS OTHERWISE SPECIFIED:		APVD: S. ZHAO		VER RECEP ASSEMBLY SHORT GUIDES, PRESS FIT MULTI-BEAM XLE
0 PLC ±		PRODUCT SPEC		
1 PLC ±.01		APPLICATION SPEC	108-2292	
2 PLC ±.01		APPLIC. SPEC	114-13251	
3 PLC ±.005		WEIGHT		SIZE: A100779 C=6450860 SCALE: N/A SHEET 25 OF 28 REV: K2
4 PLC ±.0020		CUSTOMER DRAWING		
ANGLES ±.2°				
FINISH				

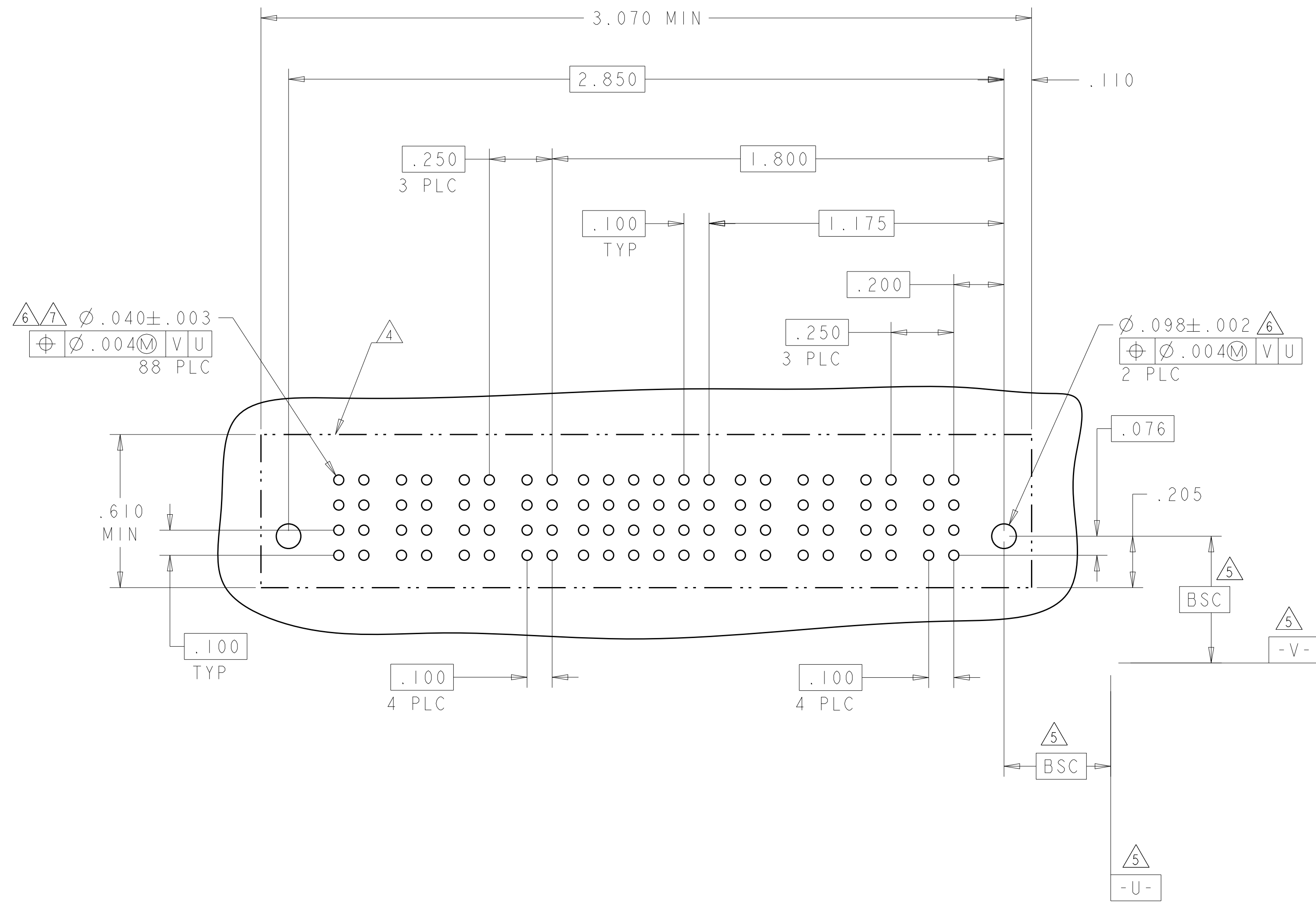
LOC	DIST	REVISIONS			
P	LTN	DESCRIPTION	DATE	OWN	APVD
-	-	SEE SHEET 1	-	-	-

PART NUMBER	ROWS	POWER				SIGNAL					POWER				
		P8	P7	P6	P5	6	5	4	3	2	1	P4	P3	P2	P1
4-6450860-7	D	GS	GS	GS	GS	AP	AP	AP	AP	AP	AP	GS	GS	GS	GS
	C					AP	AP	AP	AP	AP					
	B					AP	AP	AP	AP	AP					
	A					AP	AP	AP	AP	AP					

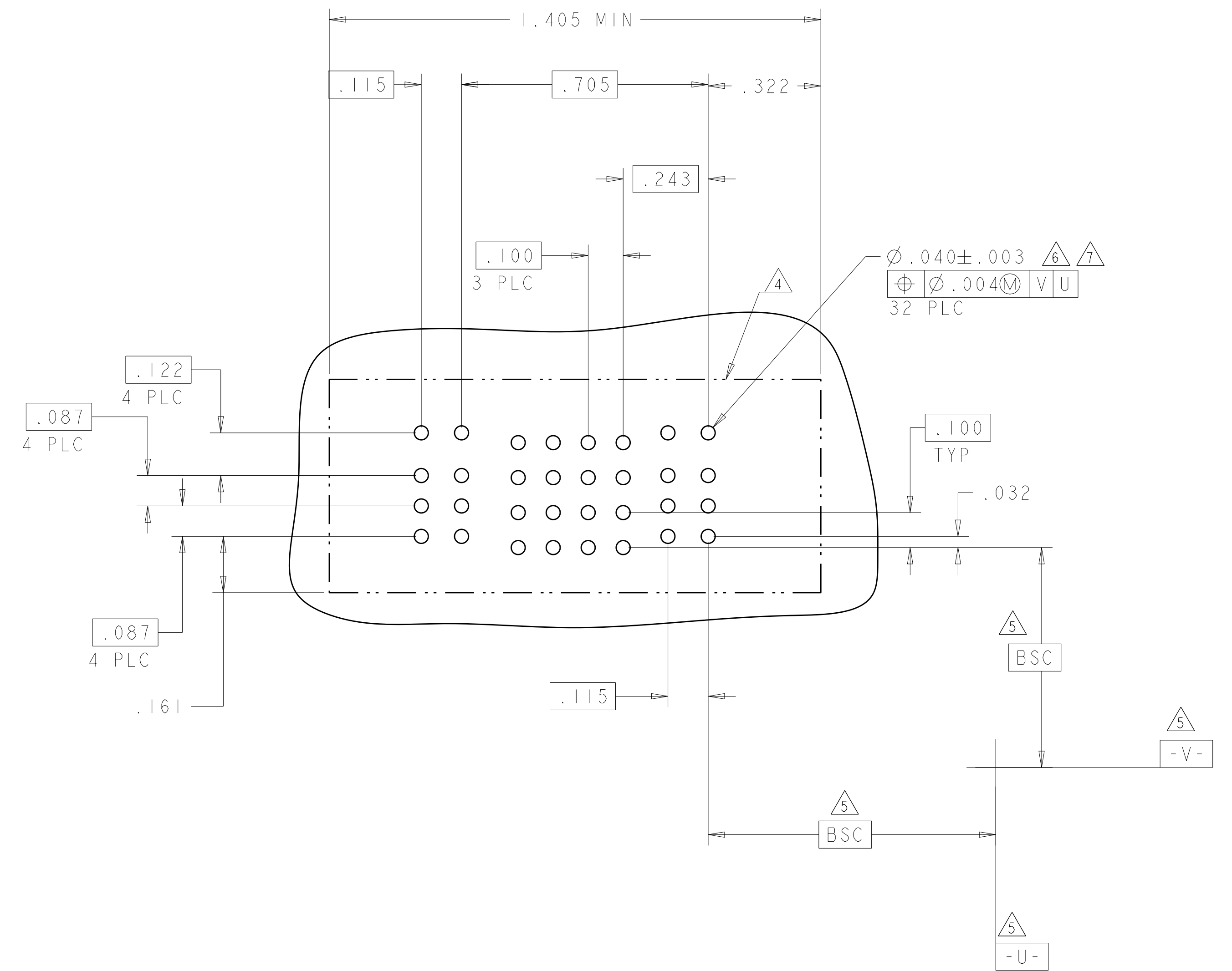
4P + 24S + 4P

PART NUMBER	ROWS	LOW POWER		SIGNAL				LOW POWER	
		P4	P3	4	3	2	1	P2	P1
4-6450860-8	D	LS1	LS1	AP	AP	AP	AP	LS1	LS1
	C			AP	AP	AP	AP		
	B			AP	AP	AP	AP		
	A			AP	AP	AP	AP		

2LP + 16S + 2LP



J9



THIS DRAWING IS A CONTROLLED DOCUMENT.		OWN: D. ZHU	20DEC2007	TE Connectivity
DIMENSIONS: INCHES		CHK: S. ZHAO	20DEC2007	
TOLERANCES UNLESS OTHERWISE SPECIFIED:		APVD: S. ZHAO		NAME: VER RECEPT ASSEMBLY SHORT GUIDES, PRESS FIT MULTI-BEAM XLE
0 PLC ±. 1 PLC ±. 2 PLC ±.01 3 PLC ±.005 4 PLC ±.0020 ANGLES ±.7° FINISH		PRODUCT SPEC: 108-2292	APPLICATION SPEC: 114-13251	SIZE: A1
MATERIAL:		WEIGHT:	CAGE CODE: 6450860	RESTRICTED TO: -
		CUSTOMER DRAWING		SCALE: N/A SHEET 27 OF 28 REV: K2

