



Stackable PCB terminal block; 2.5 mm²; Pin spacing 5/5.08 mm; 1-pole; PUSH WIRE®

Item No.: 254-844



Stackable PCB terminal block; 2.5 mm²; Pin spacing 5/5.08 mm; 1-pole; PUSH WIRE®

Marking

RoHS ✓
Compliant

Business data

Supplier	WAGO
Item no.	254-844
GTIN / EAN	4044918942546
Content	1
Order amount	100
Customer item number	

Notes

Item description: Modular terminal blocks with screwdriver-actuated PUSH WIRE® for custom terminal strip assemblies Push-in termination of solid and ferruled, fine-stranded conductors Test socket for 2mm Ø test plug Saves space on the PCB, just 8.9mm deep Also available with 2-conductor connection

Technical data


Miscellaneous

Other versions (or variants) can be requested from WAGO Sale	Other colors
Connection technology	PUSH WIRE®

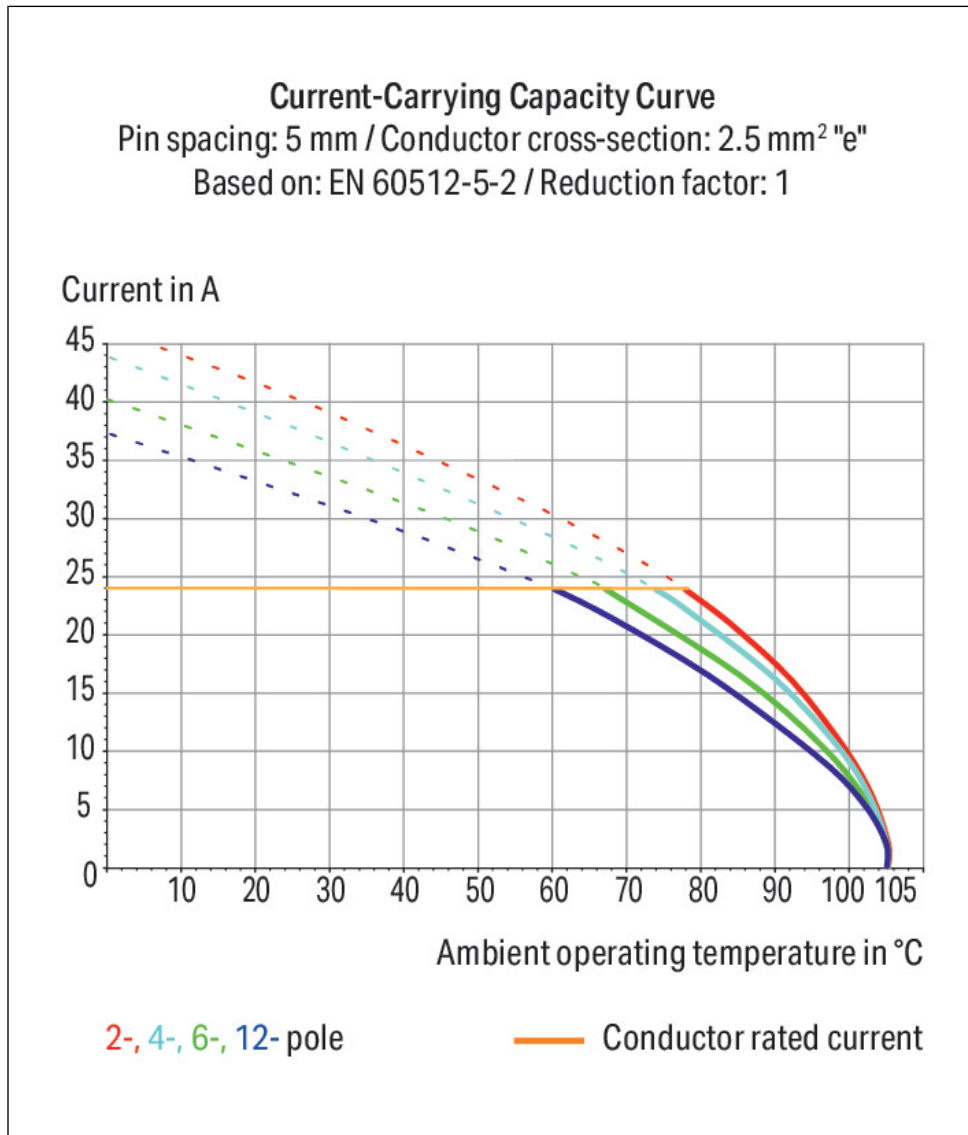
Technical data	
<i>Actuation type</i>	<i>Operating tool</i>
<i>Solid conductor</i>	0.5 ... 2.5 mm ² / 20 ... 12 AWG
<i>Fine-stranded conductor with ferrule with plastic collar</i>	0.5 ... 1.5 mm ²
<i>Fine-stranded conductor with ferrule without plastic collar</i>	0.5 ... 1.5 mm ²
<i>Strip length</i>	10 ... 12 mm / 0.39 ... 0.47 Inch
<i>Conductor entry angle to the PCB [°]</i>	45 [°]
<i>No. of poles</i>	1
<i>Total number of connection points</i>	1
<i>Total number of potentials</i>	1
<i>Number of connection types</i>	1
<i>Number of levels</i>	1
<i>Pin spacing</i>	5/5.08 mm / 0.197/0.2 in
<i>Width</i>	6.7 mm / 0.264 in
<i>Height</i>	19.7 mm / 0.776 in
<i>Height from the surface</i>	15.7 mm / 0.618 in
<i>Depth</i>	13.5 mm / 0.531 in
<i>Solder pin length [mm]</i>	4 [mm]
<i>Solder pin dimensions</i>	0.5 x 0.75 mm
<i>Drilled hole diameter (tolerance) [mm]</i>	1.1(+ 0.1) [mm]
<i>PCB contact</i>	THT
<i>Solder pin arrangement</i>	within the terminal block, in line
<i>Number of solder pins per potential</i>	2
<i>Color</i>	blue
<i>Material group</i>	I
<i>Insulating material</i>	Polyamide 66 (PA 66)
<i>Flammability class per UL94</i>	V0
<i>Clamping spring material</i>	Chrome nickel spring steel (CrNi)
<i>Contact material</i>	Electrolytic copper (Ecu)
<i>Contact plating</i>	tin-plated
<i>Fire load [MJ]</i>	0.016 [MJ]
<i>Weight [g]</i>	1.09 [g]
<i>Limit temperature range</i>	-60 ... 105 °C
<i>Packaging type</i>	BOX
<i>[mm]</i>	6.7 [mm]


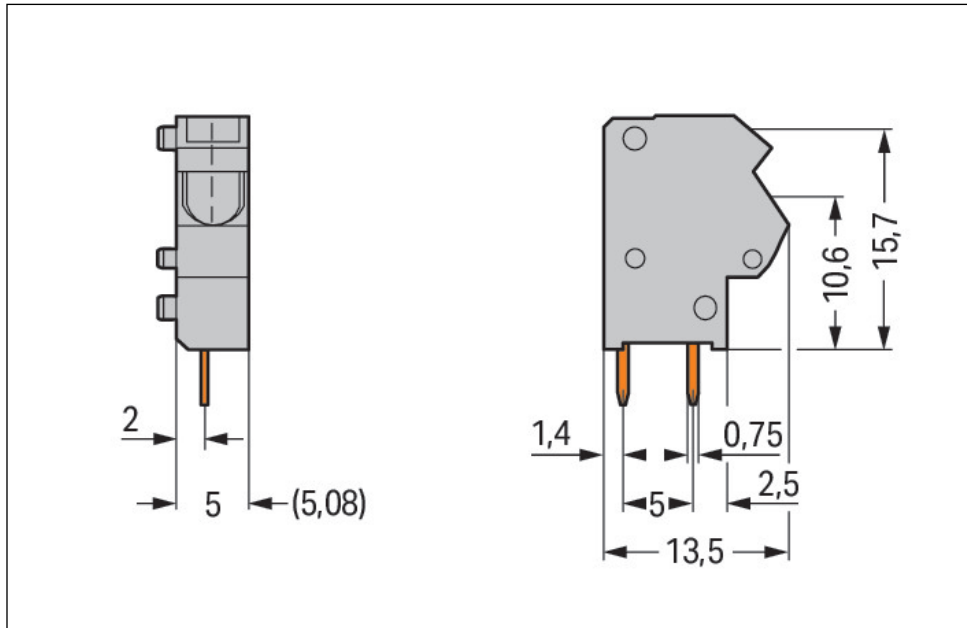
Technical data	
<i>Pin spacing up to [in]</i>	<i>0.2 [in]</i>
<i>Pin spacing up to [mm]</i>	<i>5.08 [mm]</i>
<i>Pin spacing from [in]</i>	<i>0.197 [in]</i>
<i>Pin spacing from [mm]</i>	<i>5 [mm]</i>
<i>Main product function</i>	<i>PCB terminal block</i>
<i>Product type</i>	<i>PCB terminal blocks</i>

Images & drawings









Address

WAGO Kontakttechnik GmbH & Co. KG

Hansastr. 27

32423 Minden

Telefon: 0571/887-0

Fax: 0571/887-169

<http://www.wago.com>

© WAGO Kontakttechnik GmbH & Co. KG

Technische Änderungen und Irrtümer vorbehalten.