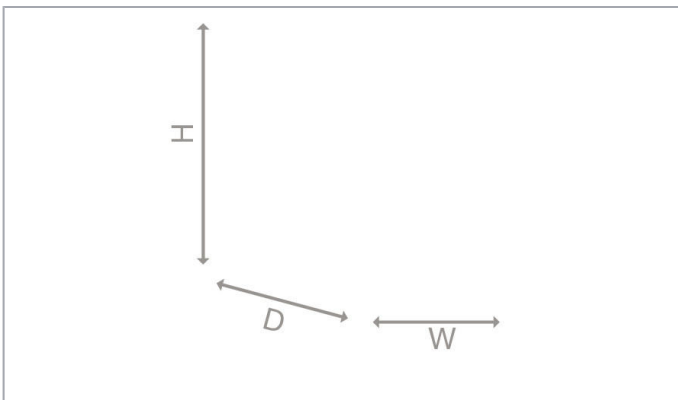
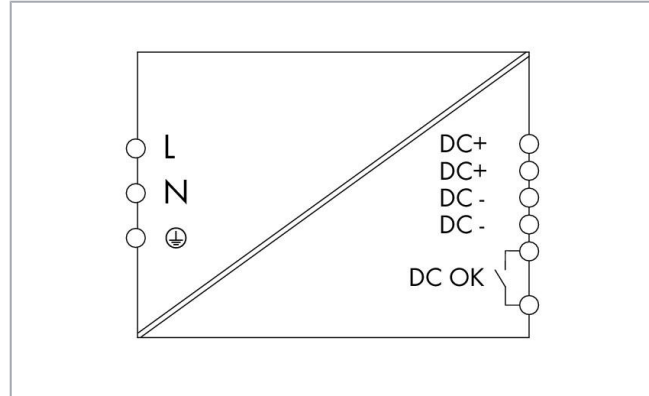
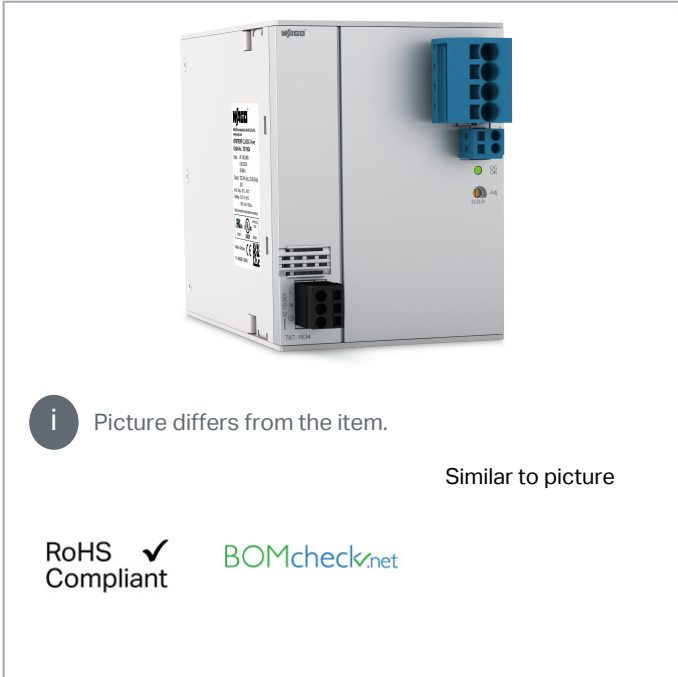


Data sheet | Item number: 787-1634/000-070

Switched-mode power supply; Classic; 1-phase; 24 VDC output voltage; 20 A output current; TopBoost; DC OK contact



www.wago.com/787-1634/000-070



Item description

Features:

- Switched-mode power supply
- Natural convection cooling when horizontally mounted
- Encapsulated for use in control cabinets
- DC OK contact

—
Subject to changes. Please also observe the further product documentation!

WAGO Kontakttechnik GmbH & Co. KG
Hansastr. 27
32423 Minden
Phone: +49571 887-0 | Fax: +49571 887-169
Email: info.de@wago.com | Web: www.wago.com

Do you have any questions about our products?
We are always happy to take your call at +49 (571) 887-44222.



- Suitable for both parallel and series operation
- Electrically isolated output voltage (SELV) per EN 60950-1/UL 60950-1; PELV per EN 60204
- Coated PCBs (with Bectron PL 1104 or Voltatex 2010), resistant to flowing mixed gas per ISA S71.04:1985, G3 Group A

Data

Technical data

Input

Phases	1
Nominal input voltage $U_{i\text{ nom}}$	1 x AC 100 ... 240 V
Input voltage range	AC 85 ... 264 V; DC 120 ... 372 V
Input voltage derating	-1.8 %/V (< 105 VAC)
Nominal mains frequency range	44 ... 66 Hz; 0 Hz
Input current I_i	≤ 2.23 A (230 VAC); ≤ 5.56 A (100 VAC)
Discharge current	≤ 1 mA
Inrush current	≤ 30 A
Power factor correction (PFC)	Active
Mains failure hold-up time	≥ 20 ms (230 VAC); ≥ 8 ms (100 VAC)

Output

Nominal output voltage $U_{o\text{ nom}}$	DC 24 V (SELV)
Output voltage range	DC 23 ... 28.5 V (adjustable)
Default setting	DC 24 V
Nominal output current $I_{o\text{ nom}}$	20 A (24 VDC)
Nominal output power	480 W
Control deviation	≤ 1 %
Residual ripple	≤ 70 mV (Peak-to-peak)
Current limitation	$1.1 \times I_{o\text{ nom}}$ (typ.)
Overload behavior	Constant current

Signaling and communication

Signaling	1 x LED DC OK (green) 1 x DC OK contact (make contact; max. 30 VAC/DC; 1 A)
Operation status indicator	Green LED (U_o)

Subject to changes. Please also observe the further product documentation!



Efficiency/power losses

Power loss P_l	≤ 7.2 W (230 VAC; No load); ≤ 42.4 W (230 VAC; Nominal load)
Power loss (max.) $P_{l(max)}$	68.3 W (100 VAC / 24 VDC; 20 A)
Efficiency (typ.)	92 %

Circuit protection

Internal fuse	T 10 A / 250 VAC
Required backup fusing	An external DC fuse is required for the DC input voltage.
Recommended backup fusing	Circuit breaker: 10 A, 16 A; Tripping characteristic: B or C

Safety and protection

Isolation voltage (Pri.-Sec.)	DC 4.242 kV
Isolation voltage (Pri.-GND)	DC 2.2 kV
Isolation voltage (Sec.-GND)	DC 0.7 kV
Protection class	I
Protection type	IP20 (per EN 60529)
Resistance to reverse feed	\leq DC 35 V
Overvoltage category	II
Pollution degree	2
Transient suppression (primary)	Varistor
Overvoltage protection; secondary	Internal protective circuit ≤ 40 VDC (in the event of a fault)
Short-circuit-protected	Yes
Open-circuit-proof	Yes
Parallel operation	Yes
Series operation	Yes
MTBF	$> 500,000$ h (per IEC 61709)

Connection data

Connection type (1)	Input/signaling
Connection technology	CAGE CLAMP®
WAGO Connector	WAGO 721 Series
Solid conductor	0.08 ... 2.5 mm ² / 28 ... 12 AWG
Fine-stranded conductor	0.08 ... 2.5 mm ² / 28 ... 12 AWG
Strip length	8 ... 9 mm / 0.31 ... 0.35 inch
Connection type 2	Output

Subject to changes. Please also observe the further product documentation!



Connection technology 2	Push-in CAGE CLAMP®
WAGO Connector 2	WAGO 831 Series
Solid conductor 2	0.5 ... 10 mm ² / 20 ... 8 AWG
Fine-stranded conductor 2	0.5 ... 10 mm ² / 20 ... 8 AWG
Strip length 2	13 ... 15 mm / 0.51 ... 0.59 inch

Physical data

Width	95 mm / 3.74 inch
Height	127 mm / 5 inch
Depth from upper edge of DIN-rail	170 mm / 6.693 inch

Mechanical data

Mounting type	DIN-35 rail
---------------	-------------

Material data

Fire load	0.724 MJ
Weight	1600 g

Environmental requirements

Surrounding air temperature (operation)	-25 ... 70 °C (Device starts at -40 °C (type-tested))
Surrounding air temperature (storage)	-25 ... 85 °C
Relative humidity	5 ... 96 % (no condensation permissible)
Derating	-5 %/K (> 60 °C, 196... 264 VAC); -2.5 %/K (> 50 °C, 85 ... 195 VAC)
Pollution degree	2
Climatic category	3K3 (per EN 60721)

Standards and specifications

Conformity marking	CE
Standards/Specifications	EN 60950-1; EN 61204-3; UL 60950-1; UL 508

Commercial data

Packaging type	BOX
Country of origin	DE
GTIN	4055143786331
Customs tariff number	85044082900

Subject to changes. Please also observe the further product documentation!

WAGO Kontakttechnik GmbH & Co. KG
 Hansastr. 27
 32423 Minden
 Phone: +49571 887-0 | Fax: +49571 887-169
 Email: info.de@wago.com | Web: www.wago.com

Do you have any questions about our products?
 We are always happy to take your call at +49 (571) 887-44222.

Compatible products

tools



Item no.: 210-769
SCREWDRIVER; green

www.wago.com/210-769

Downloads

Documentation

Additional Information

Disposal; Electrical and electronic equipment, Packaging	V 1.0.0	pdf 265.8 kB	Download
--	---------	-----------------	----------

Engineering-Software

Configuration and Commissioning Software

WAGO Line Length Calculation	1.3.5 9. 12. 2019	exe 337.4 kB	Download
<p>Die WAGO Leitungslaengenrechnung hilft bei der Planung der sekundärseitigen Absicherung von Leitungen an WAGO Stromversorgungen Pro (787-8xx) und Classic (787-16xx). Nach Auswahl eines Netzgerätes kann der gewünschte Leitungsquerschnitt und der zugehörige Leitungsschutzschalter ausgewählt werden. Das Software-Werkzeug berechnet dann die maximale Leitungslänge, bei der die Absicherung unter Berücksichtigung der Leitungs- und Übergangswiderstände ordnungsgemäß funktioniert. Die Auswahl einer Grundlast kann vom Anwender vorgenommen werden.</p>			

Environmental Product Compliance

Compliance Search

Environmental Product Compliance 787-1634/000-070	URL	Download
Switched-mode power supply; Classic; 1-phase; 24 VDC output voltage; 20 A output current; TopBoost; DC OK contact		

Installation Notes

Subject to changes. Please also observe the further product documentation!



Product family

EPSITRON CLASSIC Power

EPSITRON® CLASSIC POWER: The Robust Power Supply – with Integrated TopBoost (Optional)

[Show all products from the family](#)

Subject to changes. Please also observe the further product documentation!