

IPC 16/ 2-G-10,16 - PCB header



1969535

<https://www.phoenixcontact.com/sk/products/1969535>

Please be informed that the data shown in this PDF document is generated from our online catalog. Please find the complete data in the user documentation. Our general terms of use for downloads are valid.



PCB headers, nominal cross section: 16 mm², color: green, nominal current: 76 A, rated voltage (III/2): 1000 V, contact surface: Ag, contact connection type: Socket, number of potentials: 2, number of rows: 1, number of positions: 2, number of connections: 2, product range: IPC 16/..-G, pitch: 10.16 mm, mounting: Wave soldering, pin layout: Linear pinning, solder pin [P]: 4 mm, number of solder pins per potential: 3, plug-in system: COMBICON PC 16, Pin connector pattern alignment: Standard, locking: without, mounting method: without, type of packaging: packed in cardboard

Your advantages

- Well-known mounting principle allows worldwide use
- Maximum flexibility when it comes to device design – one header for connectors with different connection technologies
- Inverted header with socket contacts for touch-proof device outputs or PCB/PCB connections
- Integrated double steel spring provides additional safety in the event of temperature and power fluctuations

Commercial data

| | |
|--------------------------------------|---------------------|
| Item number | 1969535 |
| Packing unit | 50 pc |
| Minimum order quantity | 50 pc |
| Sales key | AAE |
| Product key | AAESCA |
| Catalog page | Page 570 (C-1-2013) |
| GTIN | 4017918943776 |
| Weight per piece (including packing) | 7.97 g |
| Weight per piece (excluding packing) | 7.842 g |
| Customs tariff number | 85366930 |
| Country of origin | PL |

Technical data

Product properties

| | |
|---------------------------|------------------------|
| Product type | PCB headers |
| Product family | IPC 16/..-G |
| Product line | COMBICON Connectors XL |
| Type | Inverted |
| Number of positions | 2 |
| Pitch | 10.16 mm |
| Number of connections | 2 |
| Number of rows | 1 |
| Number of potentials | 2 |
| Mounting flange | without |
| Pin layout | Linear pinning |
| Solder pins per potential | 3 |

Electrical properties

Properties

| | |
|-----------------------------|--------|
| Nominal current I_N | 76 A |
| Nominal voltage U_N | 1000 V |
| Contact resistance | 0.4 mΩ |
| Rated voltage (III/3) | 1000 V |
| Rated surge voltage (III/3) | 8 kV |
| Rated voltage (III/2) | 1000 V |
| Rated surge voltage (III/2) | 8 kV |
| Rated voltage (II/2) | 1000 V |
| Rated surge voltage (II/2) | 6 kV |

Mounting

| | |
|---------------|----------------|
| Mounting type | Wave soldering |
| Pin layout | Linear pinning |

Material specifications

Material data - contact

| | |
|--|--|
| Note | WEEE/RoHS-compliant, free of whiskers according to IEC 60068-2-82/JEDEC JESD 201 |
| Contact material | Cu alloy |
| Surface characteristics | completely silver-plated |
| Metal surface contact area (top layer) | Silver (4 - 8 μm Ag) |
| Metal surface soldering area (top layer) | Silver (4 - 8 μm Ag) |

Material data - housing

| | |
|-----------------|--------------|
| Color (Housing) | green (6021) |
|-----------------|--------------|

IPC 16/ 2-G-10,16 - PCB header

1969535

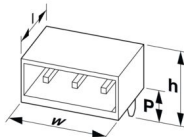
<https://www.phoenixcontact.com/sk/products/1969535>

| | |
|---|--------|
| Insulating material | PA |
| Insulating material group | I |
| CTI according to IEC 60112 | 600 |
| Flammability rating according to UL 94 | V0 |
| Glow wire flammability index GWFI according to EN 60695-2-12 | 850 |
| Glow wire ignition temperature GWIT according to EN 60695-2-13 | 775 |
| Temperature for the ball pressure test according to EN 60695-10-2 | 125 °C |

Notes

| | |
|--------------------|--|
| Notes on operation | In accordance with IEC 61984, COMBICON connectors have no switching power (COC). During designated use, they must not be plugged in or disconnected when carrying voltage or under load. |
|--------------------|--|

Dimensions

| | |
|-----------------------|---|
| Dimensional drawing |  |
| Pitch | 10.16 mm |
| Width [w] | 21.12 mm |
| Height [h] | 17.6 mm |
| Length [l] | 32.1 mm |
| Installed height | 13.6 mm |
| Solder pin length [P] | 4 mm |
| Pin dimensions | 0.8 x 1.2 mm |

PCB design

| | |
|---------------|----------|
| Pin spacing | 10.16 mm |
| Hole diameter | 1.7 mm |

Mechanical tests

Visual inspection

| | |
|---------------|-----------------------|
| Specification | IEC 60512-1-1:2002-02 |
| Result | Test passed |

Dimension check

| | |
|---------------|-----------------------|
| Specification | IEC 60512-1-2:2002-02 |
| Result | Test passed |

Resistance of inscriptions

| | |
|---------------|------------------------|
| Specification | IEC 60068-2-70:1995-12 |
| Result | Test passed |

IPC 16/ 2-G-10,16 - PCB header



1969535

<https://www.phoenixcontact.com/sk/products/1969535>

Polarization and coding

| | |
|---------------|------------------------|
| Specification | IEC 60512-13-5:2006-02 |
| Result | Test passed |

Contact holder in insert

| | |
|---|------------------------|
| Specification | IEC 60512-15-1:2008-05 |
| Contact holder in insert Requirements >20 N | Test passed |

Insertion and withdrawal forces

| | |
|-------------------------------------|-------------|
| Result | Test passed |
| No. of cycles | 50 |
| Insertion strength per pos. approx. | 8 N |
| Withdraw strength per pos. approx. | 9 N |

Electrical tests

Thermal test | Test group C

| | |
|----------------------------|-----------------------|
| Specification | IEC 60512-5-1:2002-02 |
| Tested number of positions | 9 |

Insulation resistance

| | |
|--|-----------------------|
| Specification | IEC 60512-3-1:2002-02 |
| Insulation resistance, neighboring positions | > 5 MΩ |

Air clearances and creepage distances |

| | |
|--|---------------------|
| Specification | IEC 60664-1:2007-04 |
| Insulating material group | I |
| Comparative tracking index (IEC 60112) | CTI 600 |
| Rated insulation voltage (III/3) | 1000 V |
| Rated surge voltage (III/3) | 8 kV |
| minimum clearance value - non-homogenous field (III/3) | 8 mm |
| minimum creepage distance (III/3) | 12.5 mm |
| Rated insulation voltage (III/2) | 1000 V |
| Rated surge voltage (III/2) | 8 kV |
| minimum clearance value - non-homogenous field (III/2) | 8 mm |
| minimum creepage distance (III/2) | 8 mm |
| Rated insulation voltage (II/2) | 1000 V |
| Rated surge voltage (II/2) | 6 kV |
| minimum clearance value - non-homogenous field (II/2) | 5.5 mm |
| minimum creepage distance (II/2) | 5.5 mm |

Environmental and real-life conditions

Vibration test

| | |
|---------------|-----------------------|
| Specification | IEC 60068-2-6:2007-12 |
| Frequency | 10 - 150 - 10 Hz |

IPC 16/ 2-G-10,16 - PCB header



1969535

<https://www.phoenixcontact.com/sk/products/1969535>

| | |
|------------------------|-----------------------------|
| Sweep speed | 1 octave/min |
| Amplitude | 0.35 mm (10 Hz ... 60.1 Hz) |
| Acceleration | 5g (60.1 Hz ... 150 Hz) |
| Test duration per axis | 2.5 h |
| Test directions | X-, Y- and Z-axis |

Durability test

| | |
|--|-----------------------|
| Specification | IEC 60512-9-1:2010-03 |
| Impulse withstand voltage at sea level | 9.8 kV |
| Contact resistance R ₁ | 0.4 mΩ |
| Contact resistance R ₂ | 0.4 mΩ |
| Insertion/withdrawal cycles | 50 |
| Insulation resistance, neighboring positions | > 5 MΩ |

Climatic test

| | |
|-----------------------------------|---|
| Specification | ISO 22479:2019-05 |
| Corrosive stress | 0.2 dm ³ SO ₂ on 300 dm ³ /40 °C/1 cycle |
| Thermal stress | 105 °C/168 h |
| Power-frequency withstand voltage | 4.26 kV |

Ambient conditions

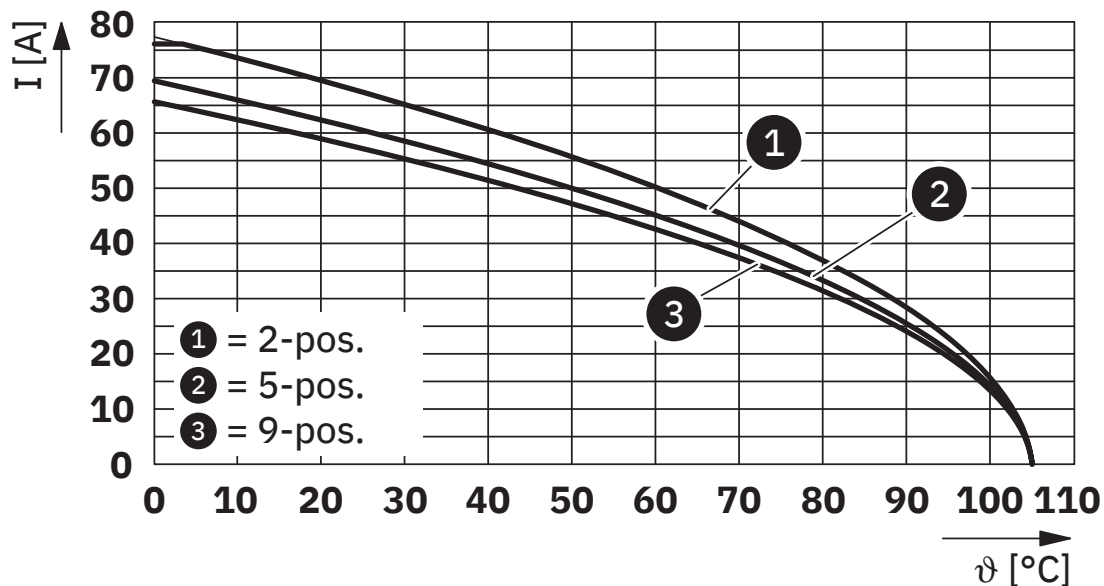
| | |
|---|---|
| Ambient temperature (operation) | -40 °C ... 105 °C (dependent on the derating curve) |
| Ambient temperature (storage/transport) | -40 °C ... 70 °C |
| Relative humidity (storage/transport) | 30 % ... 70 % |
| Ambient temperature (assembly) | -5 °C ... 100 °C |

Packaging specifications

| | |
|-------------------|---------------------|
| Type of packaging | packed in cardboard |
|-------------------|---------------------|

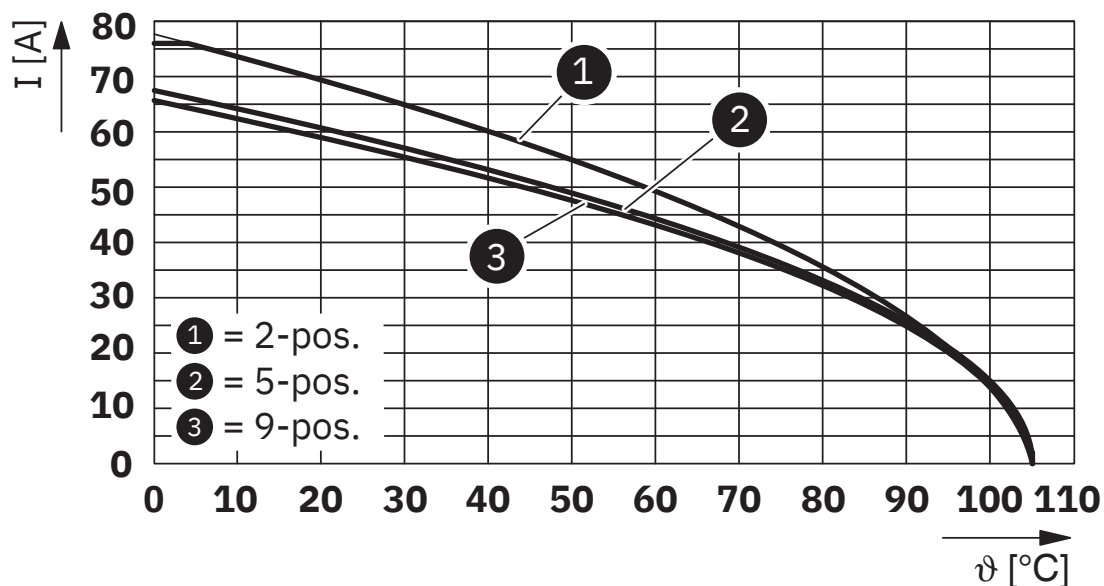
Drawings

Diagram



Type: ISPC 16/...-ST-10,16 with IPC 16/...-G-10,16

Diagram



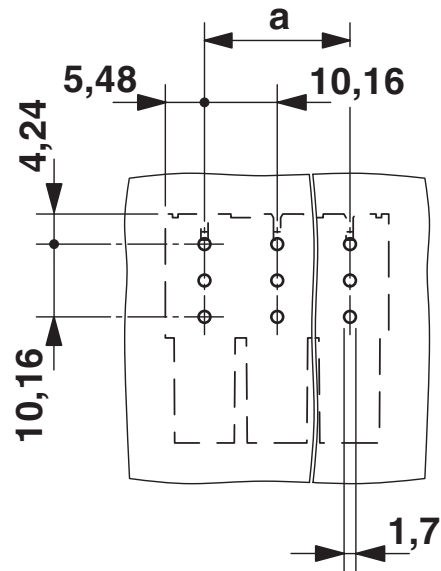
Type: IPC 16/...-ST-10,16 with IPC 16/...-G-10,16

IPC 16/ 2-G-10,16 - PCB header

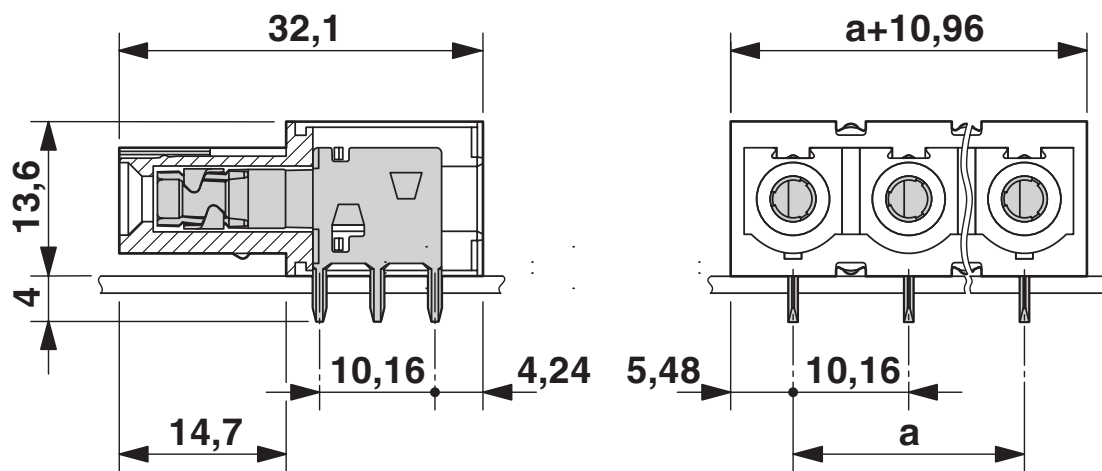
1969535

<https://www.phoenixcontact.com/sk/products/1969535>

Drilling plan/solder pad geometry



Dimensional drawing



IPC 16/ 2-G-10,16 - PCB header





1969535

<https://www.phoenixcontact.com/sk/products/1969535>

Approvals

To download certificates, visit the product detail page: <https://www.phoenixcontact.com/sk/products/1969535>

|  cULus Recognized Approval ID: E60425-20040202 | | | | |
|---|-----------------------|-----------------------|-------------------|-----------------------------|
| | Nominal voltage U_N | Nominal current I_N | Cross section AWG | Cross section mm^2 |
| Use group B | 300 V | 66 A | - | - |
| Use group C | 300 V | 66 A | - | - |
| Use group D | 600 V | 5 A | - | - |

|  VDE Zeichengenehmigung Approval ID: 40055586 | | | | |
|--|-----------------------|-----------------------|-------------------|-----------------------------|
| | Nominal voltage U_N | Nominal current I_N | Cross section AWG | Cross section mm^2 |
| | 1000 V | 76 A | - | - |

IPC 16/ 2-G-10,16 - PCB header



1969535

<https://www.phoenixcontact.com/sk/products/1969535>

Classifications

ECLASS

| | |
|-------------|----------|
| ECLASS-11.0 | 27460201 |
| ECLASS-12.0 | 27460201 |
| ECLASS-13.0 | 27460201 |

ETIM

| | |
|----------|----------|
| ETIM 9.0 | EC002637 |
|----------|----------|

UNSPSC

| | |
|-------------|----------|
| UNSPSC 21.0 | 39121400 |
|-------------|----------|

IPC 16/ 2-G-10,16 - PCB header



1969535

<https://www.phoenixcontact.com/sk/products/1969535>

Environmental product compliance

EU RoHS

| | |
|---|--------------------|
| Fulfills EU RoHS substance requirements | Yes, No exemptions |
|---|--------------------|

China RoHS

| | |
|--|--|
| Environment friendly use period (EFUP) | EFUP-E |
| | No hazardous substances above the limits |

EU REACH SVHC

| | |
|-------------------------------------|----------------------------|
| REACH candidate substance (CAS No.) | No substance above 0.1 wt% |
|-------------------------------------|----------------------------|

Phoenix Contact 2025 © - all rights reserved
<https://www.phoenixcontact.com>

PHOENIX CONTACT s.r.o.
Námestie Mateja Korvína 1
811 07 Bratislava
+421 2 3210 1470
obchod.sk@phoenixcontact.com