


## Data sheet | Item number: 221-501

Mounting carrier; for Ex applications; 221 Series - 4 mm<sup>2</sup>; for DIN-35 rail mounting/screw mounting; light gray

[www.wago.com/221-501](http://www.wago.com/221-501)



### Data

#### Physical data

Width	17.5 mm / 0.689 inch
Height	67.2 mm / 2.646 inch

#### Mechanical data

Mounting type	DIN-35 rail Screw mount
Suitable	for 2-, 3- and 5-conductor 221 Series Ex Splicing Connectors (4 mm <sup>2</sup> )

#### Material data

Color	light gray
Insulation material	Polyamide (PA66)
Flammability class per UL94	V0
Weight	9.6 g

Subject to changes. Please also observe the further product documentation!

WAGO Kontakttechnik GmbH & Co. KG  
Hansastr. 27  
32423 Minden  
Phone: +49571 887-0 | Fax: +49571 887-169  
Email: [info.de@wago.com](mailto:info.de@wago.com) | Web: [www.wago.com](http://www.wago.com)


Do you have any questions about our products?  
We are always happy to take your call at +49 (571) 887-44222.

## Commercial data

Packaging type	BOX
Country of origin	CN
GTIN	4055143753449
Customs tariff number	39269097900

## Compatible products

### Marking accessories

	<b>Item no.: 210-833</b> Marking strips; on reel; 6 mm wide; plain; Self-adhesive; white	<a href="http://www.wago.com/210-833">www.wago.com/210-833</a>
--	---	--

## Downloads

### Documentation

#### Bid Text

221-501 X81 - Datei	21. 5. 2019	xml 2.9 kB	Download
221-501 docx - Datei	21. 5. 2019	docx 14.8 kB	Download
<b>Additional Information</b> Technical explanations	3. 4. 2019	pdf 2.2 MB	Download

## CAD/CAE-Data

### CAD data

2D/3D Models 221-501	URL	Download
----------------------	-----	----------

### CAE data

ZUKEN Portal 221-501	URL	Download
----------------------	-----	----------

## Environmental Product Compliance

### Compliance Search

Environmental Product Compliance 221-501	URL	Download
--	-----	----------

Subject to changes. Please also observe the further product documentation!

Mounting carrier; for Ex applications; 221 Series - 4 mm<sup>2</sup>; for DIN-35 rail mounting /screw mounting; light gray


## Installation Notes

### Conductor termination




Removing a conductor.


### Installation



Inserting a connector into the mounting carrier.



Removing a connector from the mounting carrier.




### Mounting type (440 V)

Using spacers between the connectors.



### Mounting type (440 V)


Vertical mounting on DIN-35 rail



### Mounting type (440 V)


Horizontal screw mounting on a flat surface

Subject to changes. Please also observe the further product documentation!




**Mounting type (440 V)**

Mounting the carrier via non-conductive screws.



**Mounting type (275 V)**


No spacers are used between the connectors.



**Mounting type (275 V)**

Mounting the carrier using conductive screws.

**Testing**



Easily test inserted connectors in the carrier –  
however they are mounted.

Subject to changes. Please also observe the further product documentation!