



ATTENTION
OBSERVE PRECAUTIONS
FOR HANDLING
ELECTROSTATIC
DISCHARGE
SENSITIVE
DEVICES

Part Number: KPBD-3224QBDSEKC

Blue
Super Bright Orange

Features

- 3.2x2.4mm SMT LED, 2.4mm thickness.
- Low power consumption.
- Ideal for backlight and indicator.
- Various colors and lens types available.
- Package : 1500pcs / reel.
- Moisture sensitivity level : level 3.
- RoHS compliant.

Description

The Blue source color devices are made with InGaN Light Emitting Diode.

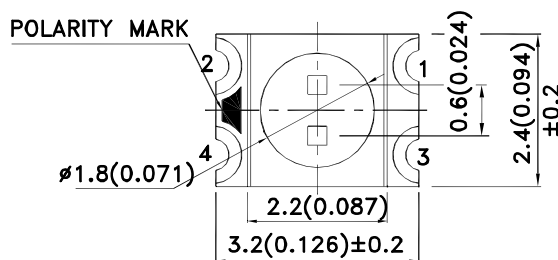
The Super Bright Orange device is made with AlGaInP (on GaAs substrate) light emitting diode chip.

Static electricity and surge damage the LEDs.

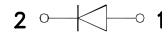
It is recommended to use a wrist band or anti-electrostatic glove when handling the LEDs.

All devices, equipment and machinery must be electrically grounded.

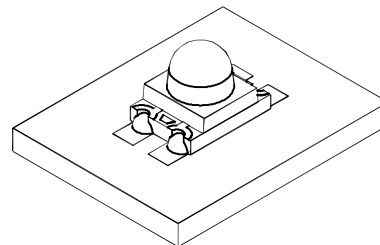
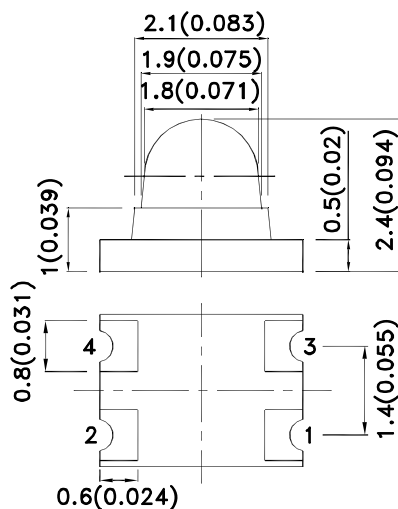
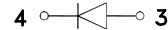
Package Dimensions



QB-D



SEK



Notes:

1. All dimensions are in millimeters (inches).
2. Tolerance is $\pm 0.1(0.004)$ unless otherwise noted.
3. The specifications, characteristics and technical data described in the datasheet are subject to change without prior notice.
4. The device has a single mounting surface. The device must be mounted according to the specifications.

Selection Guide

Part No.	Dice	Lens Type	Iv (mcd) [2] @ 20mA		Viewing Angle [1]
			Min.	Typ.	2θ1/2
KPBD-3224QBDSEKC	Blue (InGaN)	Water Clear	120	300	20°
			*120	*300	
	Super Bright Orange (AlGaInP)		500	700	
			*300	*400	

Notes:

1. θ1/2 is the angle from optical centerline where the luminous intensity is 1/2 of the optical peak value.

2. Luminous intensity/ Luminous Flux: +/-15%.

*Luminous intensity value is traceable to the CIE127-2007 compliant national standards.

Electrical / Optical Characteristics at TA=25°C

Symbol	Parameter	Device	Typ.	Max.	Units	Test Conditions
λ_{peak}	Peak Wavelength	Blue Super Bright Orange	460 610		nm	I _F =20mA
λ_D [1]	Dominant Wavelength	Blue Super Bright Orange	465 601		nm	I _F =20mA
$\Delta\lambda_{1/2}$	Spectral Line Half-width	Blue Super Bright Orange	25 29		nm	I _F =20mA
C	Capacitance	Blue Super Bright Orange	100 15		pF	V _F =0V;f=1MHz
V _F [2]	Forward Voltage	Blue Super Bright Orange	3.3 2.1	4 2.5	V	I _F =20mA
I _R	Reverse Current	Blue Super Bright Orange		50 10	uA	V _R = 5V

Notes:

1. Wavelength: +/-1nm.

2. Forward Voltage: +/-0.1V.

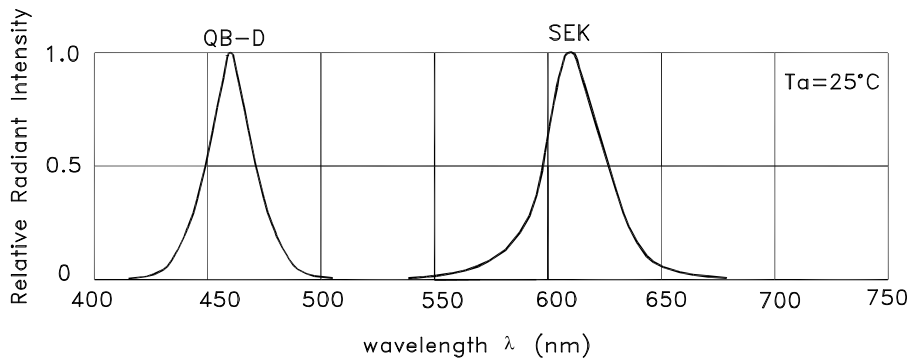
3. Wavelength value is traceable to the CIE127-2007 compliant national standards.

Absolute Maximum Ratings at TA=25°C

Parameter	Blue	Super Bright Orange	Units
Power dissipation	120	75	mW
DC Forward Current	30	30	mA
Peak Forward Current [1]	150	195	mA
Reverse Voltage	5		V
Operating Temperature	-40°C To +85°C		
Storage Temperature	-40°C To +85°C		

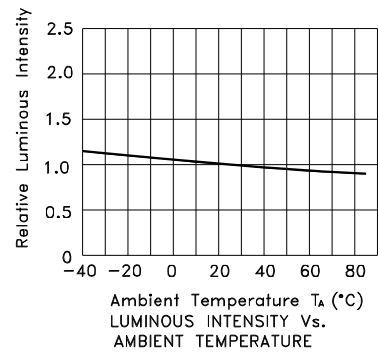
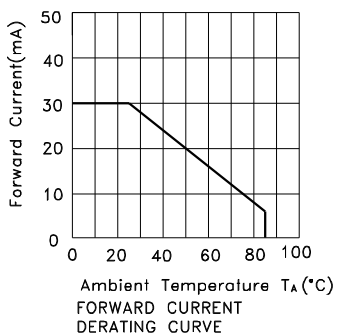
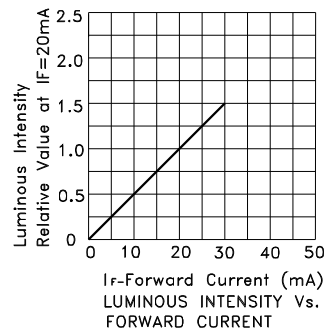
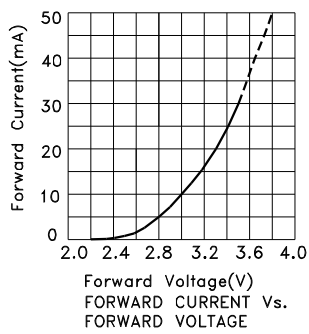
Note:

1. 1/10 Duty Cycle, 0.1ms Pulse Width.



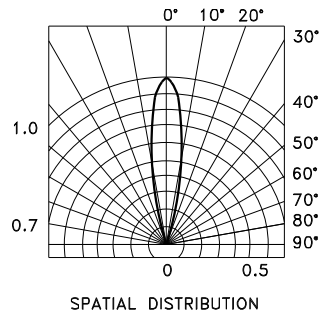
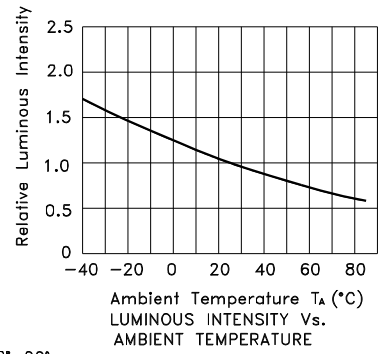
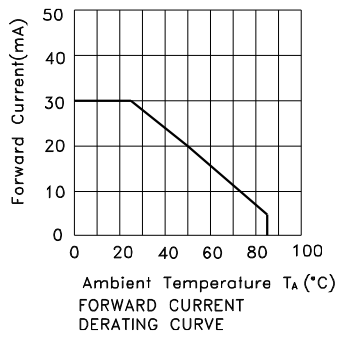
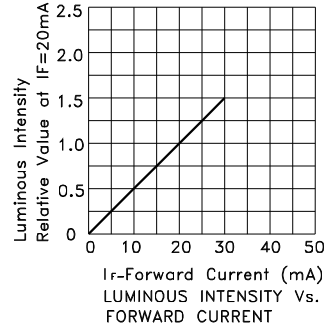
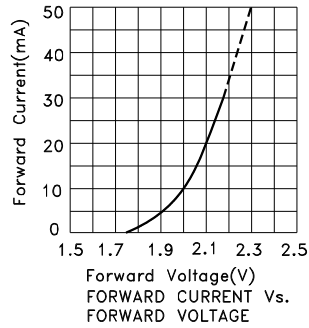
RELATIVE INTENSITY Vs. WAVELENGTH

KPBD-3224QBDSEKC Blue



Kingbright

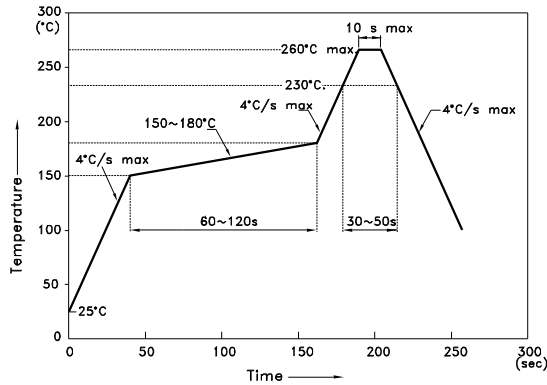
Super Bright Orange



KPBD-3224QBDSEKC

Reflow soldering is recommended and the soldering profile is shown below.
Other soldering methods are not recommended as they might cause damage to the product.

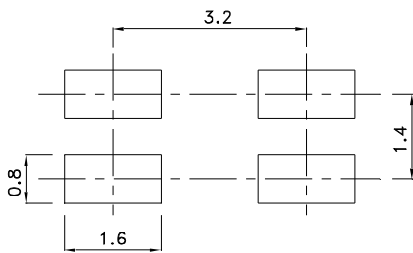
Reflow Soldering Profile For Lead-free SMT Process.



NOTES:

1. We recommend the reflow temperature 245°C(+/-5°C). The maximum soldering temperature should be limited to 260°C.
2. Don't cause stress to the epoxy resin while it is exposed to high temperature.
3. Number of reflow process shall be 2 times or less.

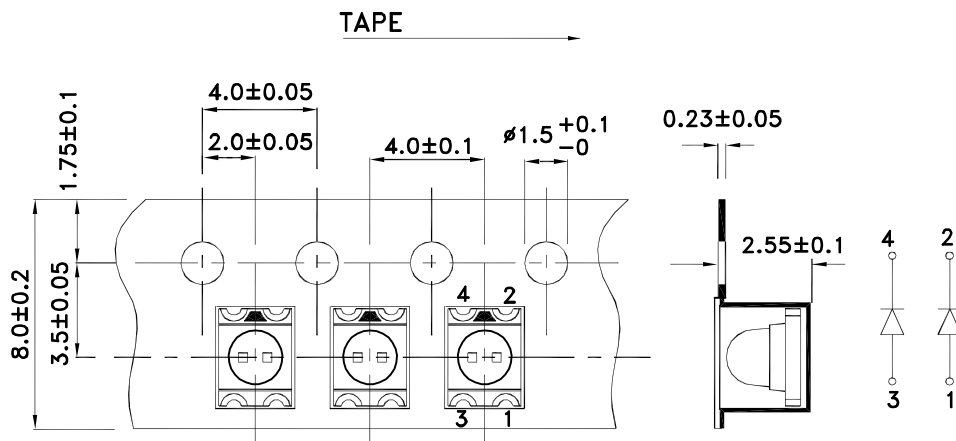
Recommended Soldering Pattern (Units : mm; Tolerance: ± 0.1)



Reel Dimension

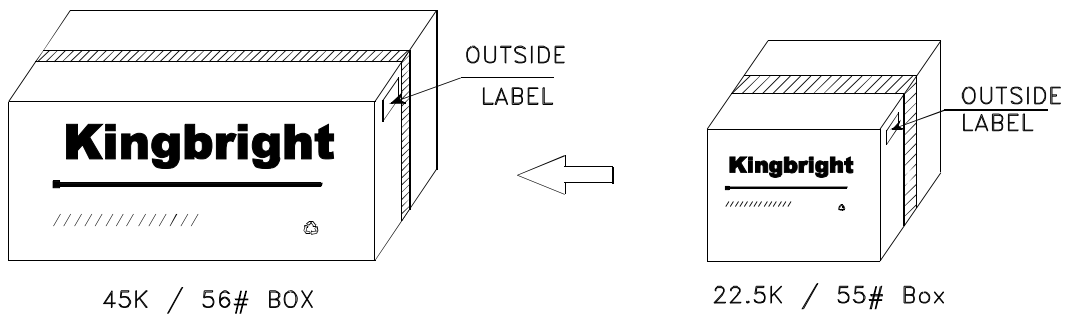
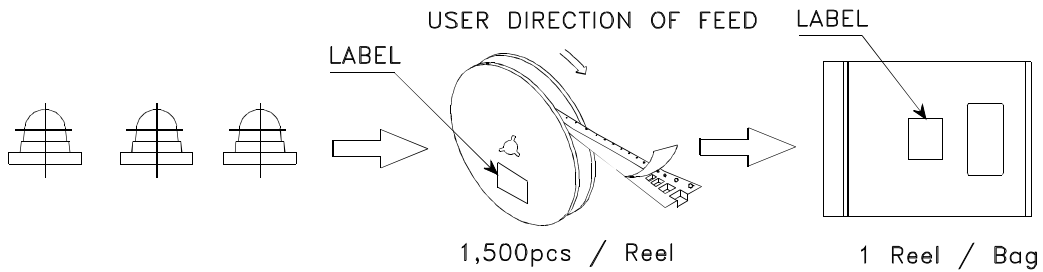



Tape Dimensions (Units : mm)



PACKING & LABEL SPECIFICATIONS

KPBD-3224QBDSEKC



<h1>Kingbright</h1>	
P/NO: KPBD-3224xxx	
QTY: 1,500 pcs	Q.C. Q C xx xx xxxx PASSED
S/N: XXXX	
CODE: XXX	
LOT NO:	
 <small>XXXXXXXXXXXXXXXXXXXXXXXXXXXX</small>	
RoHS Compliant	

Detailed application notes are listed on our website.
http://www.kingbright.com/application_notes