

Item description

The SMI Master is a standard interface to SMI-compliant electrical drives.

The SMI Master operates up to 16 SMI drives. Several SMI Masters may be operated within a node.

Communication between applications and SMI drives is performed via special IEC function blocks. These function blocks support both single and group addressing, as well as status monitoring.

The SMI function blocks can be used with the 750 Series Programmable Fieldbus Controllers.

Subject to changes. Please also observe the further product documentation!

Alternatively, the fieldbus coupler mode provides simple function calls for control without complex PLC programming.

The SMI configurator is suitable for addressing, configuring and commissioning SMI drives.

Additional functions: The programmed commands can be overwritten by an external sensor or switch via additional digital input.

The drive can be switched off by a relay via additional digital output to save energy. The drive is automatically switched on again by the output before the next drive command.

About SMI: SMI stands for Standard Motor Interface, a standard interface for electrical drives. SMI was developed to connect drives with integrated electronic circuitry for applications in shutters and sunshade systems.

SMI is a protected word/image mark of the SMI Standard Motor Interface e.V. VR995 District Court Constance.

Data

Technical data

Device specification	SMI Master Interface per "SMI Data Format and Framework Protocol" Specifications Rev. 2.3.2 and "HMI Hardware Specification" Rev. 2.0
Number of digital inputs	1
Number of digital outputs	1
Number of SMI channels	1 (1 ... 16 SMI slaves per channel)
Input characteristic	Type 1
Input voltage (max.)	31.2 VDC
Output current per channel	0.5 A
Data width	12-byte data
Commissioning	via WAGO SMI Configurator or IEC libraries
Supply voltage (system)	5 VDC; via data contacts
Power consumption (5 V system supply)	42 mA
Supply voltage (field)	24 VDC (-25 ... +30 %); via power jumper contacts (power supply via blade contact; transmission via spring contact)
Power consumption, field supply (module with no external load)	11.8 mA
Isolation	3 kVAC RMS, 4 kV surge (system/SMI); 1.5 kVAC RMS, 2.5 kV surge (system/field)
Number of incoming power jumper contacts	2
Number of outgoing power jumper contacts	2

Connection data

Connection technology: inputs/outputs	8 x CAGE CLAMP®
Connection type (1)	Inputs/Outputs
Solid conductor	0.08 ... 2.5 mm ² / 28 ... 14 AWG
Fine-stranded conductor	0.08 ... 2.5 mm ² / 28 ... 14 AWG

Subject to changes. Please also observe the further product documentation!



Strip length	8 ... 9 mm / 0.31 ... 0.35 inch
Connection requirement, permissible cable length	350 m
Connection requirement (permissible cable type)	2-line, unshielded

Physical data

Width	12 mm / 0.472 inch
Height	100 mm / 3.937 inch
Depth	69.8 mm / 2.748 inch
Depth from upper edge of DIN-rail	62.6 mm / 2.465 inch

Mechanical data

Mounting type	DIN-35 rail
Wiring interface	Pluggable

Material data

Color	light gray
Housing material	Polycarbonate; polyamide 6.6
Fire load	0.957 MJ
Weight	71.2 g
Conformity marking	CE

Environmental requirements

Surrounding air temperature (operation)	0 ... 55 °C
Surrounding air temperature (storage)	-40 ... 85 °C
Protection type	IP20
Pollution degree (5)	2 per IEC 61131-2
Operating altitude	0 ... 2000 m
Mounting position	horizontal (standing/lying); vertical
Relative humidity (without condensation)	95 %
Vibration resistance	per IEC 60068-2-6
Shock resistance	15g per IEC 60068-2-27
Exposure to pollutants	Per IEC 60068-2-42 and IEC 60068-2-43
Permissible H ₂ S contaminant concentration at a relative humidity 75 %	10 ppm
Permissible SO ₂ contaminant concentration at a relative humidity 75 %	25 ppm

Subject to changes. Please also observe the further product documentation!

WAGO Kontakttechnik GmbH & Co. KG
 Hansastr. 27
 32423 Minden
 Phone: +49571 887-0 | Fax: +49571 887-169
 Email: info.de@wago.com | Web: www.wago.com

Do you have any questions about our products?
 We are always happy to take your call at +49 (571) 887-44222.

Commercial data

Packaging type	BOX
Country of origin	DE
GTIN	4055143592277
Customs tariff number	85389099990

Compatible products

Carrier rail















	Item no.: 210-112 Steel carrier rail; 35 x 7.5 mm; 1 mm thick; 2 m long; slotted; according to EN 60715; "Hole width 25 mm; www.wago.com/210-112 silver-colored	
	Item no.: 210-113 Steel carrier rail; 35 x 7.5 mm; 1 mm thick; 2 m long; unslotted; according to EN 60715; silver-colored	www.wago.com/210-113
	Item no.: 210-114 Steel carrier rail; 35 x 15 mm; 1.5 mm thick; 2 m long; unslotted; similar to EN 60715; silver-colored	www.wago.com/210-114
	Item no.: 210-115 Steel carrier rail; 35 x 7.5 mm; 1 mm thick; 2 m long; slotted; according to EN 60715; "Hole width 18 mm; www.wago.com/210-115 silver-colored	
	Item no.: 210-118 Steel carrier rail; 35 x 15 mm; 2.3 mm thick; 2 m long; unslotted; according to EN 60715; silver-colored	www.wago.com/210-118
	Item no.: 210-196 Aluminum carrier rail; 35 x 8.2 mm; 1.6 mm thick; 2 m long; unslotted; similar to EN 60715; silver-colored	www.wago.com/210-196
	Item no.: 210-197 Steel carrier rail; 35 x 15 mm; 1.5 mm thick; 2 m long; slotted; similar to EN 60715; silver-colored	www.wago.com/210-197
	Item no.: 210-198 Copper carrier rail; 35 x 15 mm; 2.3 mm thick; 2 m long; unslotted; according to EN 60715; copper-colored	www.wago.com/210-198
	Item no.: 210-504 Steel carrier rail; 35 x 7.5 mm; 1 mm thick; 2 m long; slotted; galvanized; according to EN 60715; silver-colored	www.wago.com/210-504
	Item no.: 210-505 Steel carrier rail; 35 x 7.5 mm; 1 mm thick; 2 m long; unslotted; galvanized; according to EN 60715; silver-colored	www.wago.com/210-505
	Item no.: 210-506 Steel carrier rail; 35 x 15 mm; 1.5 mm thick; 2 m long; unslotted; galvanized; similar to EN 60715; silver-colored	www.wago.com/210-506
	Item no.: 210-508 Steel carrier rail; 35 x 15 mm; 1.5 mm thick; 2 m long; slotted; galvanized; similar to EN 60715; silver-colored	www.wago.com/210-508

Marking accessories

Subject to changes. Please also observe the further product documentation!

WAGO Kontakttechnik GmbH & Co. KG
 Hansastr. 27
 32423 Minden
 Phone: +49571 887-0 | Fax: +49571 887-169
 Email: info.de@wago.com | Web: www.wago.com

Do you have any questions about our products?
 We are always happy to take your call at +49 (571) 887-44222.

	Item no.: 2009-145 Mini-WSB Inline; for Smart Printer; 1700 pieces on roll; stretchable 5 - 5.2 mm; plain; snap-on type; white	www.wago.com/2009-145
	Item no.: 2009-145/000-002 Mini-WSB Inline; for Smart Printer; 1700 pieces on roll; stretchable 5 - 5.2 mm; plain; snap-on type; yellow	www.wago.com/2009-145/000-002
	Item no.: 2009-145/000-005 Mini-WSB Inline; for Smart Printer; 1700 pieces on roll; stretchable 5 - 5.2 mm; plain; snap-on type; red	www.wago.com/2009-145/000-005
	Item no.: 2009-145/000-006 Mini-WSB Inline; for Smart Printer; 1700 pieces on roll; stretchable 5 - 5.2 mm; plain; snap-on type; blue	www.wago.com/2009-145/000-006
	Item no.: 2009-145/000-007 Mini-WSB Inline; for Smart Printer; 1700 pieces on roll; stretchable 5 - 5.2 mm; plain; snap-on type; gray	www.wago.com/2009-145/000-007
	Item no.: 2009-145/000-012 Mini-WSB Inline; for Smart Printer; 1700 pieces on roll; stretchable 5 - 5.2 mm; plain; snap-on type; orange	www.wago.com/2009-145/000-012
	Item no.: 2009-145/000-023 Mini-WSB Inline; for Smart Printer; 1700 pieces on roll; stretchable 5 - 5.2 mm; plain; snap-on type; green	www.wago.com/2009-145/000-023
	Item no.: 2009-145/000-024 Mini-WSB Inline; for Smart Printer; 1700 pieces on roll; stretchable 5 - 5.2 mm; plain; snap-on type; violet	www.wago.com/2009-145/000-024
	Item no.: 248-501 Miniature WSB Quick marking system; plain; Marker width 5 mm; 10 strips with 10 markers per card	www.wago.com/248-501
	Item no.: 248-501/000-002 Mini-WSB marking card; as card; not stretchable; plain; snap-on type; yellow	www.wago.com/248-501/000-002
	Item no.: 248-501/000-005 Mini-WSB marking card; as card; not stretchable; plain; snap-on type; red	www.wago.com/248-501/000-005
	Item no.: 248-501/000-006 Mini-WSB marking card; as card; not stretchable; plain; snap-on type; blue	www.wago.com/248-501/000-006
	Item no.: 248-501/000-007 Mini-WSB marking card; as card; not stretchable; plain; snap-on type; gray	www.wago.com/248-501/000-007
	Item no.: 248-501/000-012 Mini-WSB marking card; as card; not stretchable; plain; snap-on type; orange	www.wago.com/248-501/000-012

Subject to changes. Please also observe the further product documentation!

**Item no.: 248-501/000-017**

Mini-WSB marking card; as card; not stretchable; plain; snap-on type; light green

www.wago.com/248-501/000-017**Item no.: 248-501/000-023**

Mini-WSB marking card; as card; not stretchable; plain; snap-on type; green

www.wago.com/248-501/000-023**Item no.: 248-501/000-024**

Mini-WSB marking card; as card; not stretchable; plain; snap-on type; violet

www.wago.com/248-501/000-024**Item no.: 750-100**

Marker card; as a DIN A4 sheet; plain; white

www.wago.com/750-100**Item no.: 750-103**

Group marker carrier; transparent

www.wago.com/750-103**Item no.: 750-107**

Group marker carrier; transparent

www.wago.com/750-107**shield connection****Item no.: 790-108**

Shield clamping saddle; 11 mm wide; diameter of compatible conductor; 3 ... 8 mm

www.wago.com/790-108**Item no.: 790-116**

Shield clamping saddle; 19 mm wide; diameter of compatible conductor; 7 ... 16 mm

www.wago.com/790-116**Item no.: 790-124**

Shield clamping saddle; 27 mm wide; diameter of compatible conductor; 6 ... 24 mm

www.wago.com/790-124**Item no.: 790-140**

Shield clamping saddle; diameter of compatible conductor

www.wago.com/790-140**Item no.: 790-208**

Shield clamping saddle; 12.4 mm wide; 3 ... 8 mm

www.wago.com/790-208**Item no.: 790-216**

Shield clamping saddle; 21.8 mm wide; 6 ... 16 mm

www.wago.com/790-216**Item no.: 790-220**

Shield clamping saddle; 30 mm wide; 6 ... 20 mm

www.wago.com/790-220**system box****Item no.: 850-804**

IP65 enclosure; Stainless steel; WxHxD (400x123x200 mm); 4 x M20, 16 x M16, 28 x M12 cable grip

www.wago.com/850-804**Item no.: 850-804/000-001**

IP65 enclosure; Stainless steel; WxHxD (400x123x200 mm); 2 x M20, 13 x M16, 32 x M12 cable grip

www.wago.com/850-804/000-001**Item no.: 850-805**

IP65 enclosure; Stainless steel; WxHxD (600x123x200 mm); 4 x M20, 19 x M16, 67 x M12 cable grip

www.wago.com/850-805

Subject to changes. Please also observe the further product documentation!

WAGO Kontakttechnik GmbH & Co. KG

Hansastr. 27















32423 Minden

Phone: +49571 887-0 | Fax: +49571 887-169

Email: info.de@wago.com | Web: www.wago.com

Do you have any questions about our products?

We are always happy to take your call at +49 (571) 887-44222.

	Item no.: 850-814/002-000 IP65 enclosure; Sheet steel (RAL 7035); WxHxD (200x120x200 mm); without flange plate	www.wago.com/850-814/002-000
	Item no.: 850-815/002-000 IP65 enclosure; Sheet steel (RAL 7035); WxHxD (300x120x200 mm); without flange plate	www.wago.com/850-815/002-000
	Item no.: 850-816/002-000 IP65 enclosure; Sheet steel (RAL 7035); WxHxD (400x120x200 mm); without flange plate	www.wago.com/850-816/002-000
	Item no.: 850-817/002-000 IP65 enclosure; Sheet steel (RAL 7035); WxHxD (600x120x200 mm); without flange plate	www.wago.com/850-817/002-000
	Item no.: 850-825 IP65 enclosure; Aluminium (RAL 7032); WxHxD (160x100x160 mm); 9 x M12, 4 x M20	www.wago.com/850-825
	Item no.: 850-826 IP65 enclosure; Aluminium (RAL 7032); WxHxD (240x100x160 mm); 4 x M20, 4 x M16, 14 x M12 cable grip	www.wago.com/850-826
	Item no.: 850-826/002-000 IP65 enclosure; Aluminium (RAL 7035); WxHxD (240x100x160 mm); 4 x M20, 4 x M16, 14 x M12 cable grip	www.wago.com/850-826/002-000
	Item no.: 850-827 IP65 enclosure; Aluminium (RAL 7032); WxHxD (320x100x160 mm); 4 x M20, 8 x M16, 17 x M12 cable grip	www.wago.com/850-827
	Item no.: 850-827/002-000 IP65 enclosure; Aluminium (RAL 7035); WxHxD (320x100x160 mm); 4 x M20, 8 x M16, 17 x M12 cable grip	www.wago.com/850-827/002-000
	Item no.: 850-828 IP65 enclosure; Aluminium (RAL 7032); WxHxD (480x100x160 mm); 4 x M20, 10 x M16, 35 x M12 cable grip	www.wago.com/850-828
	Item no.: 850-828/002-000 IP65 enclosure; Aluminium (RAL 7035); WxHxD (480x100x160 mm); 4 x M20, 10 x M16, 35 x M12 cable grip	www.wago.com/850-828/002-000
	Item no.: 850-834 IP65 enclosure; Polyester (RAL 7032); WxHxD (164x100x164 mm); 9 x M12, 4 x M20	www.wago.com/850-834
	Item no.: 850-835 IP65 enclosure; Polyester (RAL 7032); WxHxD (244x100x164 mm); 4 x M20, 4 x M16, 14 x M12 cable grip	www.wago.com/850-835
	Item no.: 850-836 IP65 enclosure; Polyester (RAL 7032); WxHxD (324x100x164 mm); 4 x M20, 8 x M16, 17 x M12 cable grip	www.wago.com/850-836

pluggable wiring tier

Subject to changes. Please also observe the further product documentation!



Item no.: 753-110
Plug; light gray

www.wago.com/753-110



Item no.: 753-150
753 Series coding elements; red

www.wago.com/753-150

Downloads

Documentation

Manual

WAGO SMI Configurator for the configuring of WAGO SMI Master Modules	V 1.2.0 10. 2. 2021	pdf 2.1 MB	Download
SMI Master Module; 230 VAC	V 1.2.0	pdf 3.2 MB	Download
Systemhandbuch WAGO I/O System 750 / 753 Dezentrale Automatisierungstechnik	V 3.0.0 4. 3. 2021	pdf 6.6 MB	Download

Bid Text

753-1630 X81 - Datei	19. 2. 2019	xml 6.3 kB	Download
753-1630 doc - Datei	16. 10. 2017	doc 31.7 kB	Download

System Description

Use in Hazardous Environments Term definition, marking and installation regulations	V 1.0.0	pdf 1.0 MB	Download
750/753 Series I/O-System – General Product Information		pdf 1.7 MB	Download
Overview on WAGO-I/O-SYSTEM 750 approvals		pdf 780.2 kB	Download

Additional Information

Disposal; Electrical and electronic equipment, Packaging	V 1.0.0	pdf 265.8 kB	Download
--	---------	-----------------	----------

Application Notes

Subject to changes. Please also observe the further product documentation!



Application Note e!COCKPIT

eCOCKPIT application note WagoAppSMI	2019-09-09 9. 9. 2019	pdf 1.3 MB	Download
--------------------------------------	--------------------------	---------------	----------

This application note describes the basic procedure for connecting and controlling SMI drives (Standard Motor Interface) with the WAGO SMI Master Module (753-163x).

Application Note CoDeSys 2.3

Application note SMI_163x_01.lib	V1.0 28. 7. 2017	zip 1.4 MB	Download
----------------------------------	---------------------	---------------	----------

This application note describes the basic procedure for connecting and controlling SMI drives (Standard Motor Interface) with the WAGO SMI Master Module (753-163x).

Libraries

e!COCKPIT libraries

e!COCKPIT Library Description WagoAppSMI	1.1.0.1 23. 10. 2020	pdf 1.2 MB	Download
--	-------------------------	---------------	----------

Library

Libraries for Building Automation CODESYS 2.3	2021-01-27 27. 1. 2021	zip 77.8 MB	Download
---	---------------------------	----------------	----------

This zip file contains WAGO I / O PRO libraries for building automation. Blocks are available for the following applications: - DALI - DALI sensors - DALI Color Control - DALI Emergency Lighting - Enocean - SMI - HVAC / HVAC functions - General building functions such as blinds, dimmers, impulse switches - Scheduler - KNX function blocks - BACnet - WINSTA blind box - DMX - Elsner weather station - M-Bus, MBus - MP-Bus, MPBus - Romotec handset - Thermokon Thanos room thermostat - Thermokon WRF04 room thermostat - Thermokon WRF06 room thermostat - Thermokon WRF07 room thermostat - Thermokon WRF08 room thermostat - 3-phase Power measuring module 750-493 - LON - Grundfos pumps with GENiBus interface - EAP Modbus® room control units - Conversion of color formats - "robutecheasy" modules - Schüco TipTronic group control units - Weather station Thies

Engineering-Software

Configuration and Commissioning Software

WAGO-SMI-Konfigurator	1.74.00.00 11. 9. 2019	exe 69.3 MB	Download
-----------------------	---------------------------	----------------	----------

Der WAGO-SMI-Konfigurator ist eine Parametriersoftware für WAGO-SMI-Master-Module. Mit der Software können Sie an SMI-Master-Module angeschlossene SMI-Antriebe in Betrieb nehmen. Der WAGO-SMI-Konfigurator bietet Funktionen zur Inbetriebnahme und Konfiguration von SMI-Antrieben. Neben dem Online-Modus, in dem Sie die SMI-Antriebe direkt steuern können, haben Sie die Möglichkeit den SMI-

Subject to changes. Please also observe the further product documentation!



Konfigurator im Offline-Modus zu nutzen. Dies umfasst sowohl die Offline-Konfiguration aller angeschlossenen SMI-Antriebe an vorhandene SMI-Master-Modulen innerhalb eines Knoten als auch das Speichern und Wiederherstellen von SMI-Antriebskonfigurationen aus vorhandenen CSV-Adressierungsdateien.

CAD/CAE-Data

CAE data

EPLAN Data Portal 753-1630	URL	Download
--	---------------------	--------------------------

ZUKEN Portal 753-1630	URL	Download
---------------------------------------	---------------------	--------------------------

CAD data

2D/3D Models 753-1630	URL	Download
---------------------------------------	---------------------	--------------------------

Environmental Product Compliance

Compliance Search

Environmental Product Compliance 753-1630 SMI Master; 230 VAC; light gray	URL	Download
---	---------------------	--------------------------

Installation Notes

Product family

[750/753 Series I/O System](#)
[Show all products from the family](#)

Subject to changes. Please also observe the further product documentation!
