

A

## Heatsinks for LEDs

B

C

D

E

F

G

H

I



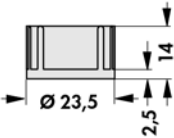


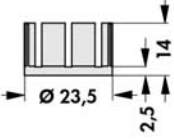
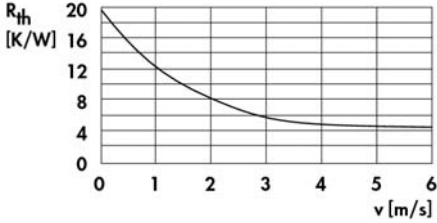


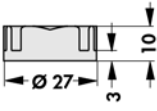


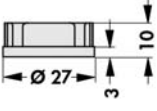
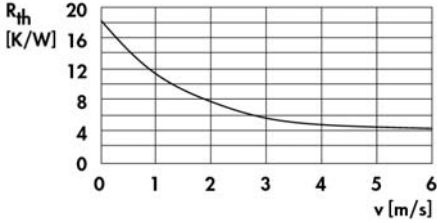


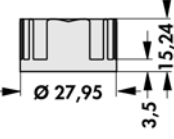
K

L

M



- suitable for free or forced convection
  - heat sink dimensions are fitted to the respective LED typ
  - simple mounting by using thermally conductive adhesive foil, glue or screw mounting
  - specific versions on customer's request
  - special design, surfaces and modification to customer specification on request
- surface:** black anodised

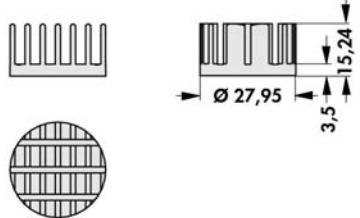
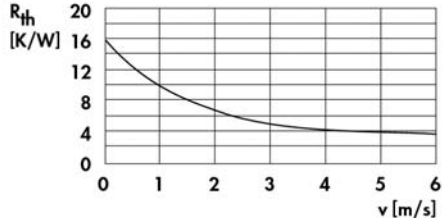
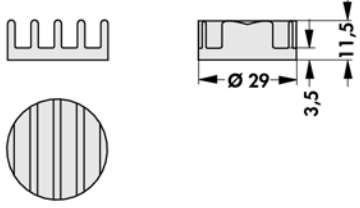
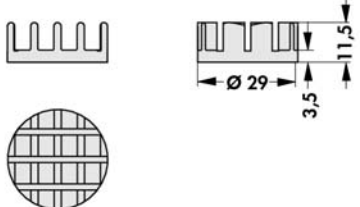
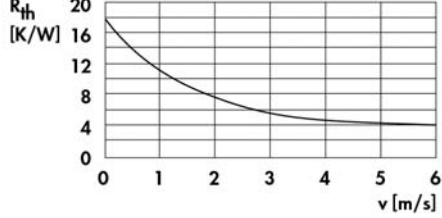
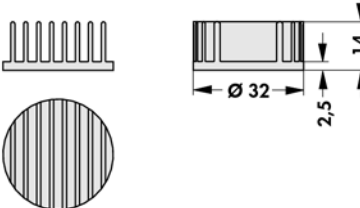
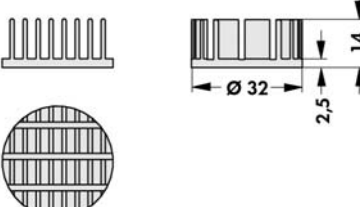
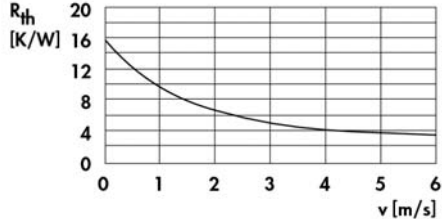
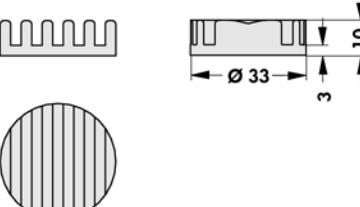
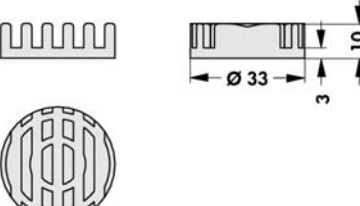
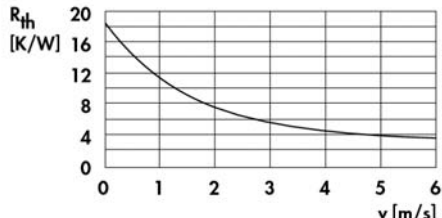
<b>art. no.</b>	 		<b><math>R_{th} = 18,58 \text{ K/W}</math></b>
<b>ICK LED R 23,5 x 14</b> WLF ... D 23			
<b>art. no.</b>	 		
<b>ICK LED R 23,5 x 14 G</b> WLF ... D 23			
<b>art. no.</b>	 		<b><math>R_{th} = 17,69 \text{ K/W}</math></b>
<b>ICK LED R 27 x 10</b> WLF ... D 27			
<b>art. no.</b>	 		
<b>ICK LED R 27 x 10 G</b> WLF ... D 27			
<b>art. no.</b>	 		<b><math>R_{th} = 15,24 \text{ K/W}</math></b>
<b>ICK LED R 28 x 15</b> WLF ... D 28			

B 1

Mounting material for semiconduct. → E ? - ?  
 SMD-heatsinks → B ? - ?  
 Thermal conductive paste → E ?  
 Processor overview → B 2 - 8

Thermally conductive material → E ?  
 Thermal conduct. foil WLFT 404/405 → E ?  
 Hole pattern → A 21  
 Technical introduction → A 2 - 7

N

<p>art. no.</p> <p><b>ICK LED R 28 x 15 G</b> WLF ... D 28</p>		
<p>art. no.</p> <p><b>ICK LED R 29 x 11,5</b> WLF ... D 29</p>		<p><math>R_{th} = 17,26 \text{ K/W}</math></p>
<p>art. no.</p> <p><b>ICK LED R 29 x 11,5 G</b> WLF ... D 29</p>		
<p>art. no.</p> <p><b>ICK LED R 32 x 14</b> WLF ... D 32</p>		<p><math>R_{th} = 15,23 \text{ K/W}</math></p>
<p>art. no.</p> <p><b>ICK LED R 32 x 14 G</b> WLF ... D 32</p>		
<p>art. no.</p> <p><b>ICK LED R 33 x 10</b> WLF ... D 33</p>		<p><math>R_{th} = 17,6 \text{ K/W}</math></p>
<p>art. no.</p> <p><b>ICK LED R 33 x 10 G</b> WLF ... D 33</p>		

Mounting material for semiconduct. → E ? - ?  
 SMD-heatsinks → B ? - ?  
 Thermal conductive paste → E ?  
 Processor overview → B 2 - 8

Thermally conductive material → E ?  
 Thermal conduct. foil WLFT 404/405 → E ?  
 Hole pattern → A 21  
 Technical introduction → A 2 - 7

A

**Heatsinks for LEDs**

B

C

D

E

F

G

H

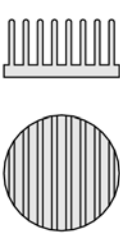
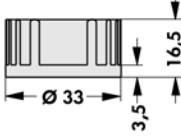
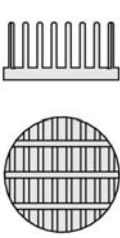
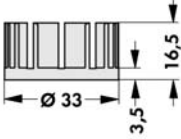
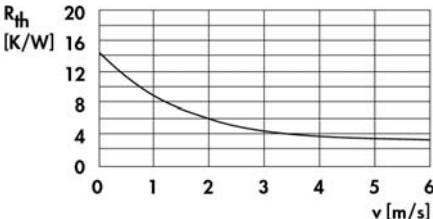
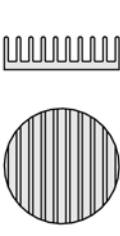
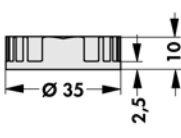
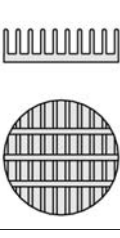
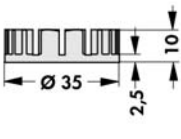
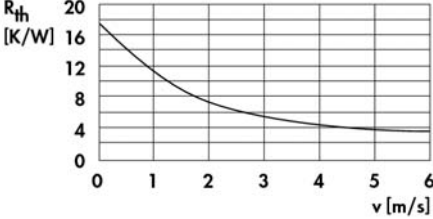
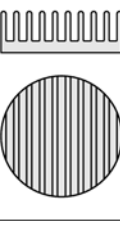
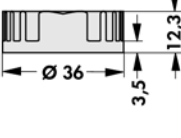

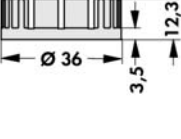
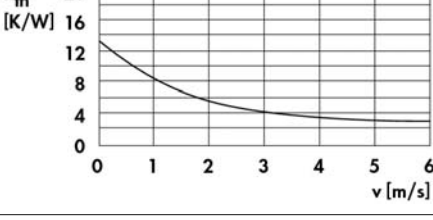
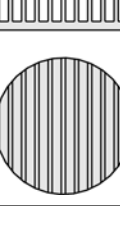
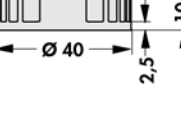
I

K

L

M

N

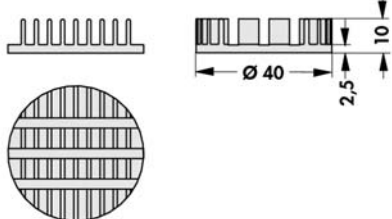
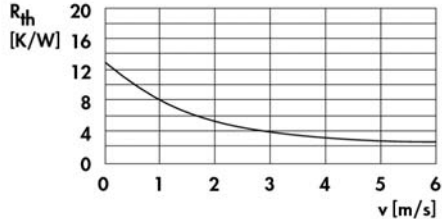
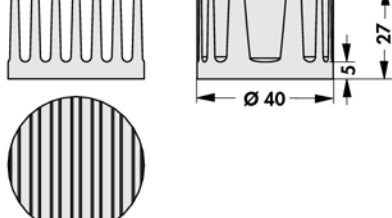
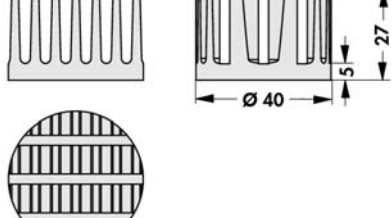
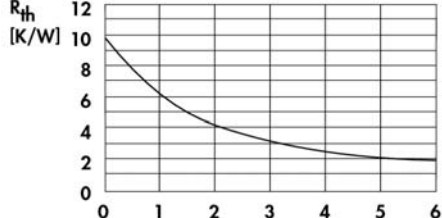
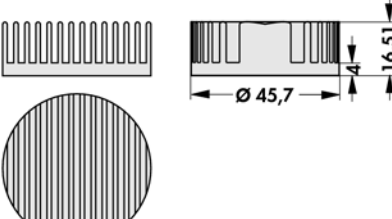
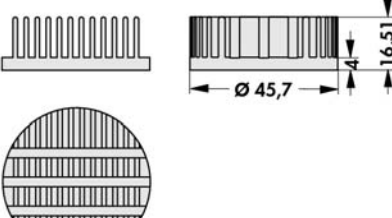
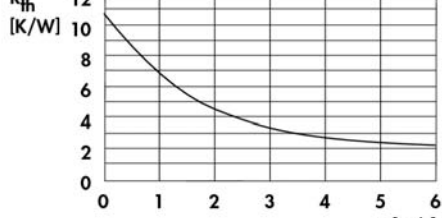
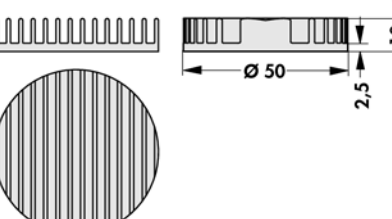
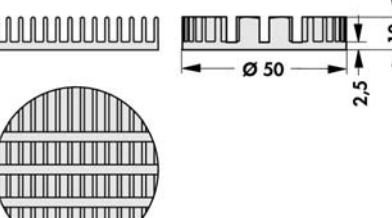
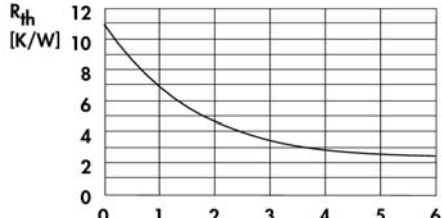
<b>art. no.</b>  <b>ICK LED R 33 x 16,5</b> WLF ... D 33			$R_{th} = 13,87 \text{ K/W}$
<b>art. no.</b>  <b>ICK LED R 33 x 16,5 G</b> WLF ... D 33			
<b>art. no.</b>  <b>ICK LED R 35 x 10</b> WLF ... D 35			$R_{th} = 16,9 \text{ K/W}$
<b>art. no.</b>  <b>ICK LED R 35 x 10 G</b> WLF ... D 35			
<b>art. no.</b>  <b>ICK LED R 36 x 12</b> WLF ... D 36			$R_{th} = 12,88 \text{ K/W}$
<b>art. no.</b>  <b>ICK LED R 36 x 12 G</b> WLF ... D 36			
<b>art. no.</b>  <b>ICK LED R 40 x 10</b> WLF ... D 40			$R_{th} = 12,28 \text{ K/W}$

**B 3**

Mounting material for semiconduct. → E ? - ?  
 SMD-heatsinks → B ? - ?  
 Thermal conductive paste → E ?  
 Processor overview → B 2 - 8

Thermally conductive material → E ?  
 Thermal conduct. foil WLFT 404/405 → E ?  
 Hole pattern → A 21  
 Technical introduction → A 2 - 7

Heatsinks for LEDs

<p>art. no.</p> <p><b>ICK LED R 40 x 10 G</b> WLF ... D 40</p>		
<p>art. no.</p> <p><b>ICK LED R 40 x 27</b> WLF ... D 40</p>		<p><math>R_{th} = 9,41 \text{ K/W}</math></p>
<p>art. no.</p> <p><b>ICK LED R 40 x 27 G</b> WLF ... D 40</p>		
<p>art. no.</p> <p><b>ICK LED R 45,7 x 16,5</b> WLF ... D 45</p>		<p><math>R_{th} = 10,46 \text{ K/W}</math></p>
<p>art. no.</p> <p><b>ICK LED R 45,7 x 16,5 G</b> WLF ... D 45</p>		
<p>art. no.</p> <p><b>ICK LED R 50 x 10</b> WLF ... D 50</p>		<p><math>R_{th} = 10,57 \text{ K/W}</math></p>
<p>art. no.</p> <p><b>ICK LED R 50 x 10 G</b> WLF ... D 50</p>		

Mounting material for semiconduct. → E ? - ?  
 SMD-heatsinks → B ? - ?  
 Thermal conductive paste → E ?  
 Processor overview → B 2 - 8

Thermally conductive material → E ?  
 Thermal conduct. foil WLF 404/405 → E ?  
 Hole pattern → A 21  
 Technical introduction → A 2 - 7

A

**Heatsinks for LEDs**

B

C

D

E

F

G

H

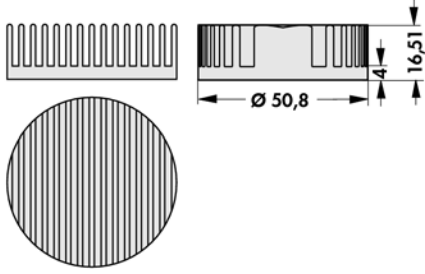
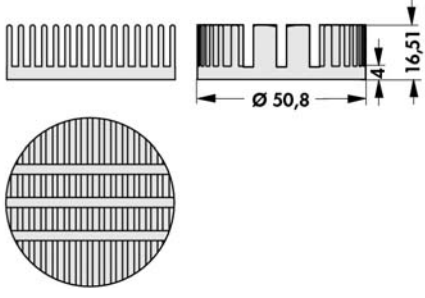
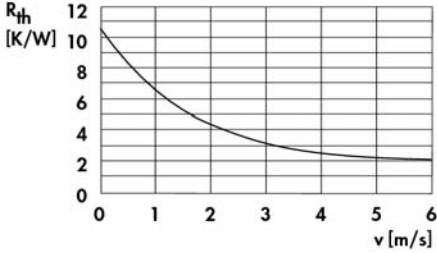
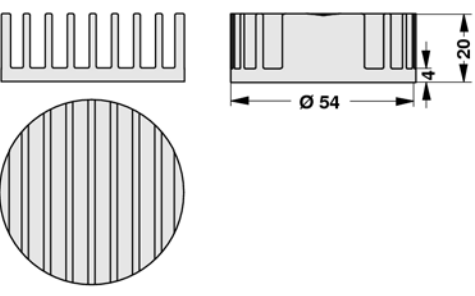
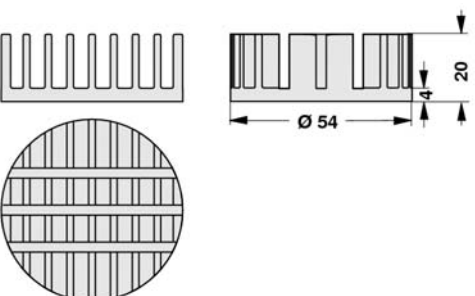
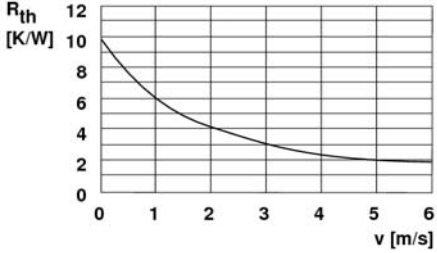
I

K

L

M

N

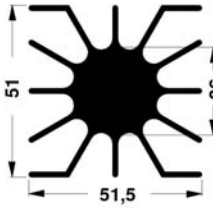
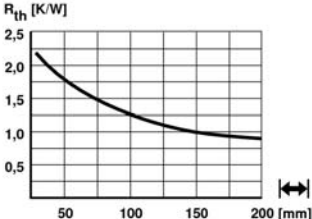
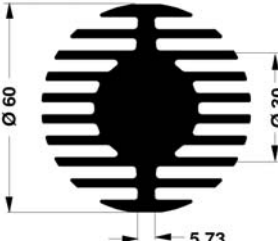
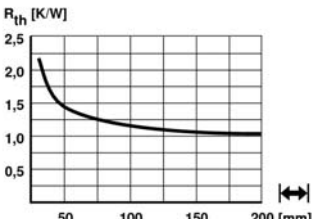
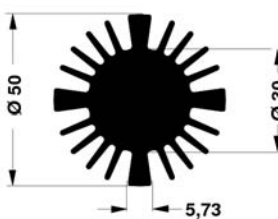
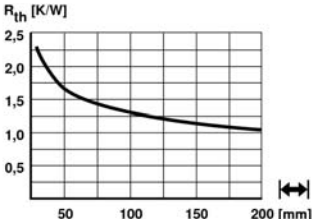
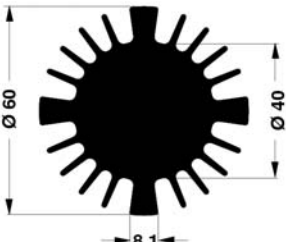
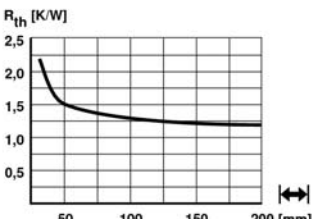
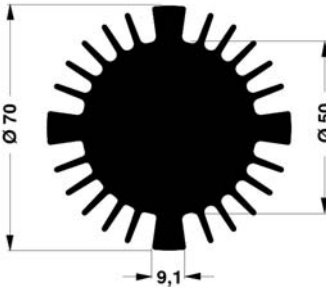
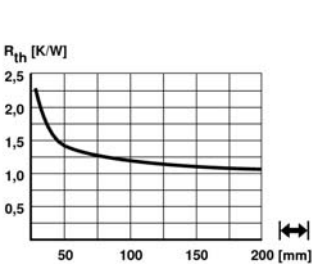

<b>art. no.</b>  <b>ICK LED R 50,8 x 16,5</b> WLF ... D 50		$R_{th} = 10,17 \text{ K/W}$
<b>art. no.</b>  <b>ICK LED R 50,8 x 16,5 G</b> WLF ... D 50		
<b>art. no.</b>  <b>ICK LED R 54 x 20</b> WLF ... D 54		$R_{th} = 9,48 \text{ K/W}$
<b>art. no.</b>  <b>ICK LED R 54 x 20 G</b> WLF ... D 54		

**B 5**

Mounting material for semiconduct. → E ? - ?  
 SMD-heatsinks → B ? - ?  
 Thermal conductive paste → E ?  
 Processor overview → B 2 - 8

Thermally conductive material → E ?  
 Thermal conduct. foil WLFT 404/405 → E ?  
 Hole pattern → A 21  
 Technical introduction → A 2 - 7

## Heatsinks for LEDs

<p>art. no.</p> <p><b>SK 46 ...</b></p>		
<p>art. no.</p> <p><b>SK 578 ...</b></p>		
<p>art. no.</p> <p><b>SK 577 ...</b></p>		
<p>art. no.</p> <p><b>SK 569 ...</b></p>		
<p>art. no.</p> <p><b>SK 570 ...</b></p>		
<p>please indicate: ... </p> <p style="text-align: center;"><b>10 15 20 25 37.5 50 1000 mm</b></p>		

special design, surfaces and modification to customer specification on request  
**surface:** black anodised

Pin heatsinks Ø  
 Heatsinks for LED Ø  
 Special heatsink design  
 Thermal conductive paste

→ B ? - ?  
 → B 1 - 5  
 → A 135 - 136  
 → E ?

Thermal conduct. foil WLFT 404/405  
 Thermally conductive material  
 SMD-heatsinks  
 Technical annotations

→ E ?  
 → E ?  
 → B ? - ?  
 → A 2 - 7

**B 6**

A

B

C

D

E

F

G

H

I

K

L

M

N

A

**Heatsinks for LEDs**

B

C

D

E

F

G


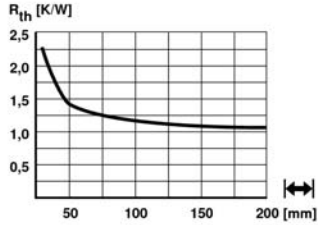

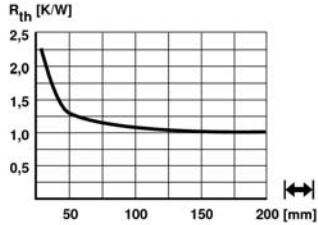

H

I

K

L

M

<b>art. no.</b>          <b>SK 571 ...</b>		
<b>art. no.</b>          <b>SK 572 ...</b>		
<b>please indicate:</b> ...  <b>10 15 20 25 37.5 50 1000 mm</b>		

special design, surfaces and modification to customer specification on request

**surface:** black anodised

N

**B 7**

 Pin heatsinks Ø  
 Heatsinks for LED Ø  
 Special heatsink design  
 Thermal conductive paste

 → B ? - ?  
 → B 1  
 → A 135 - 136  
 → E ?

 Thermal conduct. foil WLFT 404/405  
 Thermally conductive material  
 Technical annotations  
 SMD-heatsinks

 → E ?  
 → E ?  
 → A 2 - 7  
 → B ?