


Relay Package RT

- Relay package consisting of RT relay, DIN-rail socket, plastic retaining clip, module and marking tag
- 1 CO with 12 A or 2 CO with 8 A rated load
- Sensitive DC- or AC coil
- Reinforced insulation (protection class II / VDE 0700), safe separation to VDE 0160
- Jumper bars for interconnection
- Further accessories see Accessories RT



F0287-C

Approvals

Relay: VDE Cert. No. 40007571, cULus E214025

Socket: VDE Cert. No. 4007571, cULus E135149

Technical data of approved types on request



Contact data	1-pole	2-pole
Contact configuration	1 CO	2 CO
Contact set	single contact	
Type of interruption	micro disconnection	
Rated voltage/max. switching voltage AC	240/400VAC	
Rated current	16 A*)	8 A
Limiting continuous current	16 A*)	8 A, UL: 10 A
Maximum breaking capacity AC	4000 VA	2000 VA
Limiting making capacity, max. 4 s, df 10%	30 A	15 A
Contact material	AgNi90/10, AgNi90/10 gold plated	
Rated frequency of operation with/without load	6 / 1200 min ⁻¹	

*) for full load current (16 A) the relay terminals 11-21, 12-22 and 14-24 have to be bridged.

Contact ratings

For contact ratings see datasheet Interface Power Relay RT

Coil data

Rated coil voltage range	24 VDC	
DC coil	24 VDC	
AC coil	24, 115, 230 VAC	
Operative range to IEC 61810	2	

Coil versions, DC coil

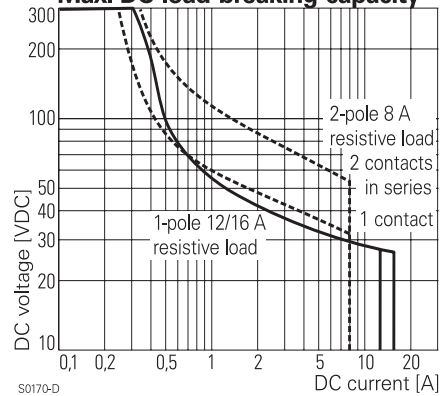
Coil code	Rated voltage VDC	Operate voltage VDC	Release voltage VDC	Coil resistance Ω±10%	Rated coil power mW
LC4	24	16.8	2.4	1440	400

Coil versions, AC coil 50 Hz

Coil code	Rated voltage VAC	Operate voltage 50 Hz VAC	Release voltage 50 Hz VAC	Coil resistance Ω	Rated coil power 50 Hz VA
R24	24	18.0	3.6	350±10%	0.76
S15	115	86.3	17.3	8100±15%	0.76
T30	230	172.5	34.5	32500±15%	0.74

All figures are given for coil without preenergization, at ambient temperature +23°C. Other coil voltages on request.

Max. DC load breaking capacity

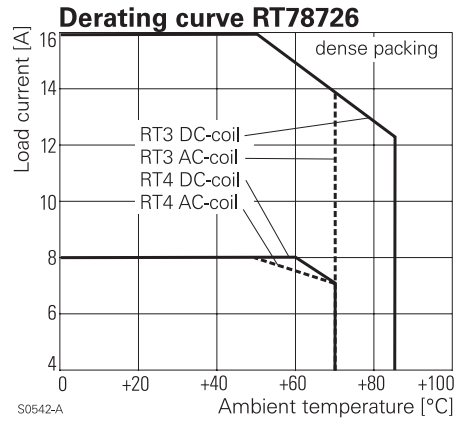


S0170-D

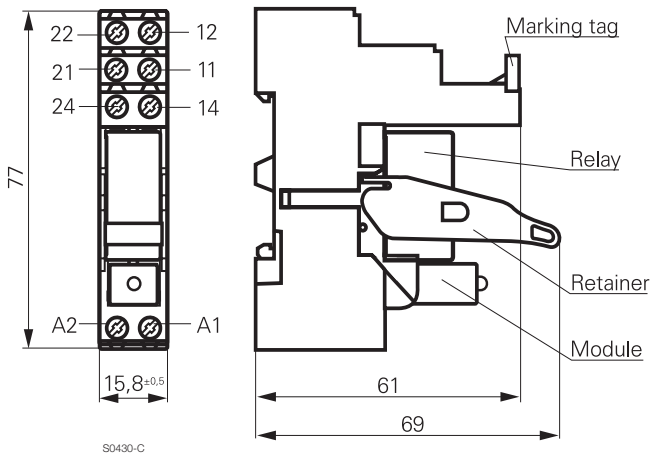
Insulation	1-pole	2-pole
Dielectric strength		
coil-contact circuit	5000 V _{rms}	
open contact circuit	1000 V _{rms}	
adjacent contact circuits	2500 V _{rms}	
Clearance / creepage		
coil-contact circuit	≥ 10/10 mm	
Material group of insulation parts	IIIa	
Tracking index of relay base	PTI 250 V	
Insulation to IEC 60664-1		
Type of insulation		
coil-contact circuit	reinforced	
open contact circuit	micro disconnection	
adjacent cont. circuits	functional	
Rated insulation voltage	250 V	
Pollution degree	3	2
Rated voltage system	240 V	230/240 V
Overvoltage category	III	

Relay Package RT (Continued)

Other data	1-pole	2-pole
Mechanical endurance		
DC coil	> 30 x 10 ⁶	> 30 x 10 ⁶
AC coil	> 10 x 10 ⁶	> 5 x 10 ⁶
Material compliance: EU RoHS/ELV, China RoHS, REACH, Halogen content refer to the Product Compliance Support Center at www.te.com/customer-support/rohssupportcenter		
Ambient temperature range		
DC coil	-20...+85°C	
AC coil	-20...+70°C	
Processing		
Terminals	screw	
Terminal screw torque acc. IEC 61984 max.	0.5 Nm	
	0.7 Nm	
Wire cross section		
single wire	2 x 2.5 mm ²	
fine wire	2 x 2.5 mm ²	
with bootlace crimp (DIN 46228/1)	2 x 1.5 mm ²	
Insertion cycles	A (10)	
Max. Insertion Force total	100 N	
Mounting distance	≥ 0, dense packing of sockets	
Weight	54 g	
Packaging unit	10 pcs	



Dimensions



Relay Package RT (Continued)

Product code structure		Typical product code	RT	4S	4	T30
Type		RT Relay Package RT				
Version		3S Relay set: RT 1-pole CO contacts (1 form C), 16 A, red LED 4S Relay set: RT 2-pole CO contacts (2 form C), 8 A, red LED				
Contact material		4 AgNi 90/10, CO contact 5 AgNi 90/10 gold plated, CO contact				
Coil		LC4 24 VDC R24 24 VAC S15 115 VAC T30 230 VAC				

Other types on request

Product code	Socket	Retainer	Marking tag	Module	Relay	Coil	Part Number
RT3S4LC4	RT78726	RT17017	RT17040	PTML0024	RT314024	24 VDC	4-1415073-1
RT3S4R24				PTML0524	RT314524	24 VAC	5-1415073-1
RT3S4S15				PTML0730	RT314615	115 VAC	5-1415528-1
RT3S4T30				PTML0730	RT314730	230 VAC	6-1415073-1
RT3S5LC4				PTML0024	RT315024	24 VDC	7-1415073-1
RT3S5R24				PTML0524	RT315524	24 VAC	8-1415073-1
RT3S5T30				PTML0730	RT315730	230 VAC	9-1415073-1
RT4S4LC4				PTML0024	RT424024	24 VDC	1-1415073-1
RT4S4R24				PTML0524	RT424524	24 VAC	2-1415073-1
RT4S4S15				PTML0730	RT424615	115 VAC	8-1415532-1
RT4S4T30				PTML0730	RT424730	230 VAC	3-1415073-1
RT4S5LC4				PTML0024	RT425024	24 VDC	1415074-1
RT4S5R24				PTML0524	RT425524	24 VAC	1-1415074-1
RT4S5T30				PTML0730	RT425730	230 VAC	2-1415074-1