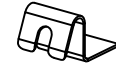
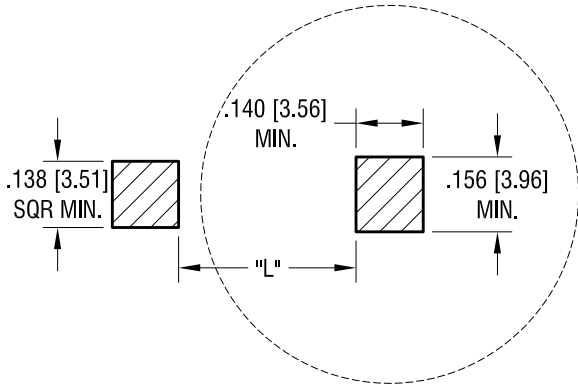
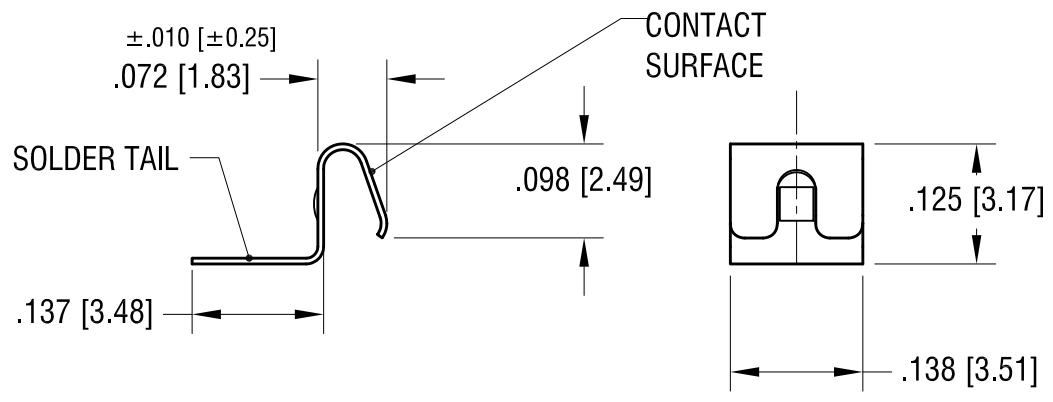
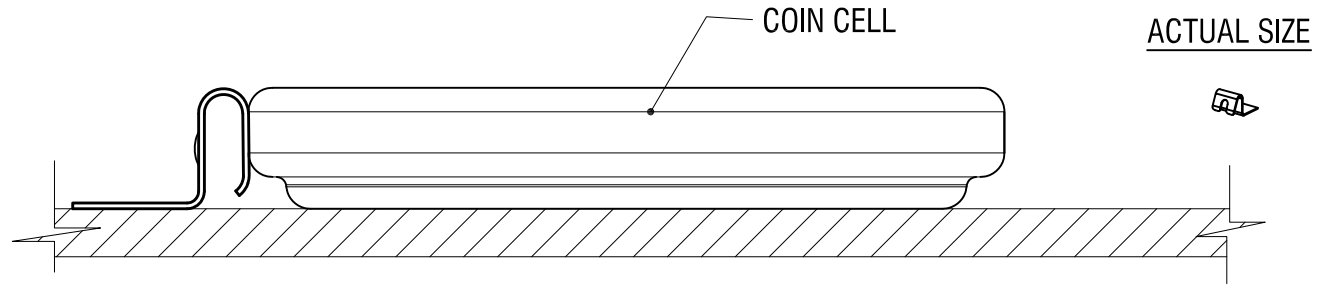
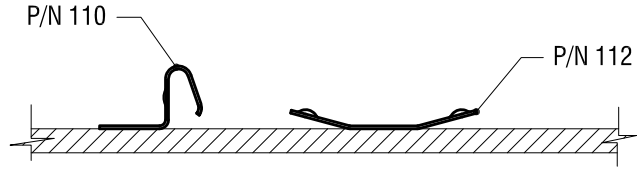


THIS DOCUMENT IS THE PROPERTY OF KEYSTONE ELECTRONICS CORP. AND SHALL NOT BE REPRODUCED, DISTRIBUTED OR USED AS A BASIS FOR MANUFACTURE WITHOUT PRIOR WRITTEN PERMISSION FROM KEYSTONE ELECTRONICS CORP.



MTG LAY OUT WHEN USE WITH P/N 112

BATTERY DIA.	L
16mm	.291 [7.4]
20mm	.370 [9.4]
23mm	.429 [10.9]
24mm	.448 [11.4]



DATE	DESCRIPTION	REV.
12.11.14	CHANGE AS PER ECN14-120	E
9.30.14	CHANGE AS PER ECN14-105	D
7.24.14	CHANGE AS PER ECN14-076	C
1.29.14	CHANGE AS PER ECN14-011	B
12.02.13	CHANGED AS PER ECN 13-105	A

KEYSTONE ELECTRONICS CORP.		
www.keyelco.com • ASTORIA, N.Y. 11105-2017 • Tel (718) 956-8900		
PART NAME		
POSITIVE BATTERY CONTACT		
MATERIAL		
.006 [0.15] TH'K STAINLESS STEEL		
FINISH		DRN BY
GOLD PLATE		NT
		DATE
		10.07.13
		APP'D
		LN
		SCALE
		5X
TOLERANCES	INCH [MM]	CODE
DECIMAL	± .005 [± 0.13]	C
ANGULAR	± 1°	
UNLESS OTHERWISE SPECIFIED		
DWG NO.		110