BLADE TERMINALS 85,86 DIN 46 244-A6,3-0,8 CuZn TIN PLATED
BLADE TERMINALS 30,87,87a DIN 46 244-A6,3-0,8 Cu TIN PLATED

CUT EDGES WITHOUT TIN PLATING ALLOWED

DEGREE OF PROTECTION ACC. TO IEC529 = DIN 40 050 Teil 9

TERMINALS IP 20
HOUSING IP 5K4
IN CONNECTION WITH A CONNECTOR HOUSING
MOUNTING POSITION: TERMINALS SHALL POINT DOWNWARDS
FOR ALL OTHER POSITIONS PROTECTION GROUP IP 20 IS VALID

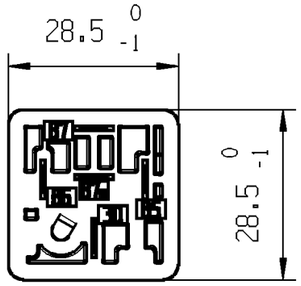

PART	MATERIAL	COLOUR
HOUSING	PA 66 GF 30±10 [%]	BLACK
BASE PLATE	PA 66 GF 30±10 [%]	NATURE

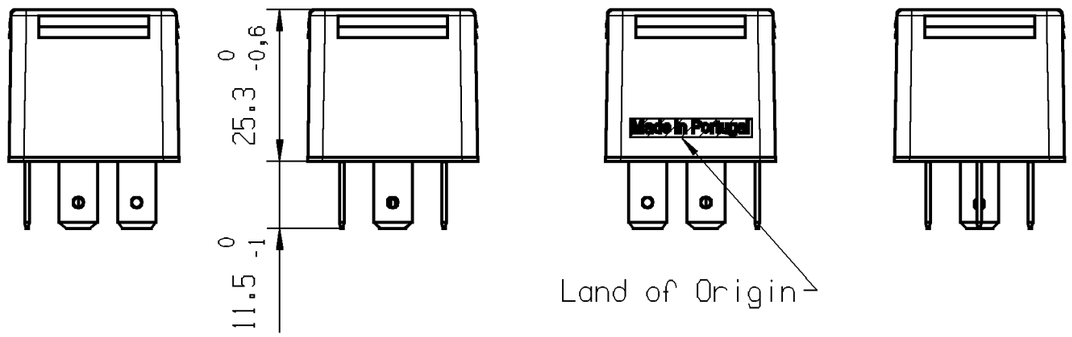

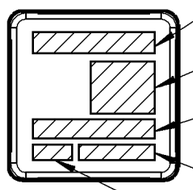

- TE Connectivity logo
- Wiring Diagram
- TE Connectivity PN
- Date of Manufacture
- Nom. Voltage / Loading

TERMINAL CONFIGURATION

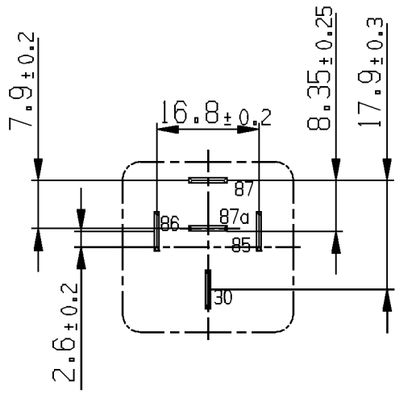

WIRING DIAGRAM

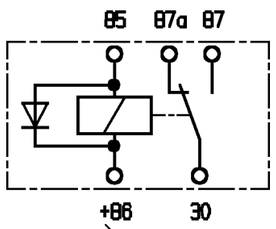

ATTENTION ! POLARITY

OBSOLETE BOSCH P/N	TE Connectivity P/N	REV	PART NUMBER	CUSTOMER P/N	CODE NO
0 332 209 204	0-1904025-3		V23234-A0004-X051		
	1-1904025-3				
	2-1904025-3				
	3-1904025-3				
	4-1904025-3				
	5-1904025-3				
	6-1904025-3				
	7-1904025-3				
	8-1904025-3				
	9-1904025-3				

PROPRIETARY
THE REPRODUCTION, TRANSMISSION OR USE OF THIS DOCUMENT OR IT'S CONTENTS IS NOT PERMITTED WITHOUT EXPRESSED WRITTEN AUTHORITY. OFFENDERS WILL BE LIABLE FOR ALL DAMAGES. ALL RIGHTS, INCLUDING RIGHTS CREATED BY REGISTERED PATENT(S) GRANTED FOR A UTILITY MODEL OR DESIGN, ARE RESERVED.

CHANGES TO THIS DRAWING MUST BE DONE ONLY IN CAD

PAPER SIZE A3

APPLICABLE SPEC.:

FINISH

DIMENSIONS APPLY PLATING

TOLERANCE UNLESS SPECIFIED OTHERWISE

DIMENSIONS IN MM

SCALE 1:1

WEIGHT Ca. 34g

MATERIAL

					DATE	NAME
B	ECO-11-015509	28JUL2011	A.P.	DWN.	2006-06-05	P. Tomas
A5	INITIAL VERSION	2007-10-15	PTom	APP.		
A4	--	2007-02-23	--	REV.		
A3	--	2007-01-15	--	LOCATION	AMR PE EVORA	
A2	--	2006-12-04	--			
A1	--	2006-11-06	--			
A	--	2006-08-23	--			
REV.	CHANGE ORDER	DATE	APP.			

PART NAME
MINI RELAY B
CHANGEOVER / 24V

PART NO.
V23234-A0004-X051

SHT. 1 OF 2

CUSTOMER DRAWING

Nominal voltage (load and excitation circuit)	24 V
Permissible operating voltage	16...32 V
Permissible ambient temperature	-40...85 ° C
Response voltage (at 20 ° C)	≦ 16 V
Release voltage (at 20 ° C)	3...10.5 V
Response time	≦ 15 ms
Release time	≦ 25 ms
Contact material	Silver Tin Oxide
Changeover contact: Voltage drop in load circuit at 10A	
NO contact when new	typical 50 mV; Max. 300mV
NO contact after specified number of switching operations	Max. 300 mV
NC contact when new	typical 50 mV; Max. 300mV
NC contact after specified number of switching operations	Max. 300 mV

Electrical Endurance

Resistive Load 20A on NO	≧ 250.000 cycles
Resistive Load 10A on NC	≧ 250.000 cycles

PROPRIETARY

THE REPRODUCTION, TRANSMISSION OR USE OF THIS DOCUMENT OR IT'S CONTENTS IS NOT PERMITTED WITHOUT EXPRESSED WRITTEN AUTHORITY. OFFENDERS WILL BE LIABLE FOR ALL DAMAGES. ALL RIGHTS, INCLUDING RIGHTS CREATED BY REGISTERED PATENT(S) GRANTED FOR A UTILITY MODEL OR DESIGN, ARE RESERVED.

CHANGES TO THIS DRAWING MUST BE DONE ONLY IN CAD

PAPER SIZE: A3

APPLICABLE SPEC.:

FINISH

DIMENSIONS APPLY PLATING

TOLERANCE UNLESS SPECIFIED OTHERWISE

DIMENSIONS IN MM

SCALE

WEIGHT Ca. 34g

MATERIAL

REV.	CHANGE ORDER	DATE	APP.
B	ECO-11-015509	28JUL2011	A.P.
A5	INITIAL VERSION	2007-10-15	PTom
A4	--	2007-02-23	--
A3	--	2007-01-15	--
A2	--	2006-12-04	--
A1	--	2006-11-06	--
A	--	2006-08-23	--

	DATE	NAME
DWN.	2006-06-05	P. Tomas
APP.		
REV.		

LOCATION AMR PE EVORA

PART NAME

MINI RELAY B
CHANGEOVER / 24V

PART NO.

V23234-A0004-X051

SHT. 2 OF 2

CUSTOMER DRAWING