

Surface Mount Fuse, 5 x 20 mm, Time-Lag T, L, 250 VAC, Au plating



IEC 60127-2 · 250VAC · Time-Lag T



Description

- Directly solderable on printed circuit boards
- L = Low Breaking Capacity
- For rated current 1 A to 16 A, SMD-SPT is recommended

Standards

- IEC 60127-2/3
- UL 248-14
- CSA C22.2 no. 248.14

Approvals

- VDE Certificate Number: 40011522
- UL File Number: E41599

Applications

- Primary protection on SMD PCBs


References

[Packaging Details](#)

Weblinks

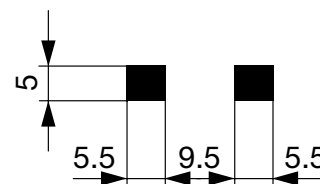
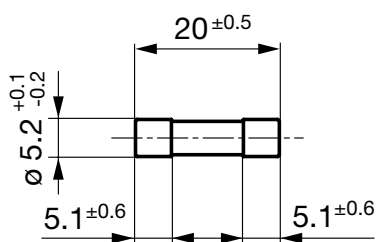
[pdf datasheet](#), [html-datasheet](#), [General Product Information](#), [Packaging details](#), [Approvals](#), [CE declaration of conformity](#), [RoHS](#), [CHINA-RoHS](#), [REACH](#), [Distributor-Stock-Check](#), [Detailed request for product](#)

Technical Data

Rated Voltage	250VAC
Rated current	0.05 - 20A
Breaking Capacity	35A - 125A
Characteristic	Time-Lag T
Mounting	PCB,SMT
Admissible Ambient Air Temp.	-55 °C to 125 °C
Climatic Category	55/125/21 acc. to IEC 60068-1
Material: Housing	Glass
Material: Terminals	Gold-Plated Copper Alloy
Unit Weight	1.05 g
Storage Conditions	0 °C to 60 °C, max. 70% r.h.
Product Marking	 Rated current, Rated Voltage, Characteristic, Breaking Capacity

Soldering Methods	Reflow Soldering Profile
Solderability	245 °C / 3sec acc. to IEC 60068-2-58, Test Td
Resistance to Soldering Heat	260 °C / 10sec acc. to IEC 60068-2-58, Test Td
Resistance to Vibration	acc. to IEC 60068-2-6, test Fc
Load Humidity Test	MIL-STD-202, Method 103B 0.1 x ln @ 0.85 r.H. @ 85 °C
Moisture Resistance Test	MIL-STD-202, Method 106E (50 cycles in a temp./mister chamber)
Terminal Strength	MIL-STD-202, Method 211A (Deflection of board 1 mm for 1 minute)
Thermal Shock	MIL-STD-202, Method 107D (200 air-to-air cycles from -55 to +125 °C)
Case Resistance	acc. to EIA/IS-722, Test 4.7 >100 MΩ (between leads and body)
Resistance to Solvents	MIL-STD-202, Method 215A

Dimension

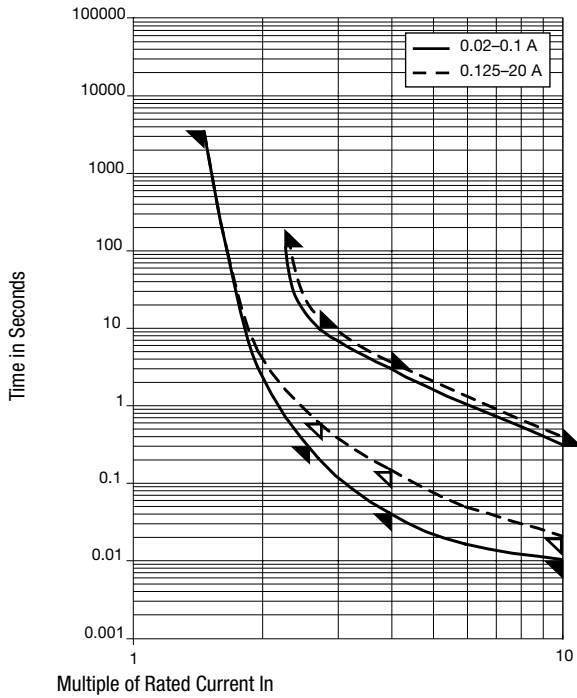


Soldering pads

Pre-Arcing Time


Rated Current I _n	1.5 x I _n min.	2.1 x I _n max.	2.75 x I _n min.	2.75 x I _n max.	4.0 x I _n min.	4.0 x I _n max.	10.0 x I _n min.	10.0 x I _n max.
0.05 A - 0.1 A	60 min	120 s	300 ms	10 s	40 ms	3 s	10 ms	300 ms
0.125 A - 6.3 A	60 min	120 s	600 ms	10 s	150 ms	3 s	20 ms	300 ms
8 A - 10 A	30 min	120 s	600 ms	10 s	150 ms	3 s	20 ms	300 ms
12.5 A - 20 A	15 min	120 s	600 ms	10 s	150 ms	3 s	20 ms	300 ms

Time-Current-Curves



All Variants

Rated Current [A]	Rated Voltage [VAC]	Breaking Capacity	Voltage Drop 1.0 I _n max. [mV]	Voltage Drop 1.0 I _n typ. [mV]	Power Dissipation 1.5 I _n max. [mW]	Power Dissipation 1.5 I _n typ. [mW]	Melting I ² t 10.0 Intyp. [A ² s]		Order Number
0.05	250	1)	3500	950	1600	125	0.0363	● ●	0034.5604.11
0.05	250	1)	3500	950	1600	125	0.0363	● ●	0034.5604.22
0.063	250	1)	3000	1300	1600	200	0.0401	● ●	0034.5605.11
0.063	250	1)	3000	1300	1600	200	0.0401	● ●	0034.5605.22
0.08	250	1)	3000	1100	1600	300	0.057	● ●	0034.5606.11
0.08	250	1)	3000	1100	1600	300	0.057	● ●	0034.5606.22
0.1	250	1)	2500	565	1600	155	0.107	● ●	0034.5607.11
0.1	250	1)	2500	565	1600	155	0.107	● ●	0034.5607.22
0.125	250	1)	2000	400	1600	200	0.064	● ●	0034.5608.11
0.125	250	1)	2000	400	1600	200	0.064	● ●	0034.5608.22
0.16	250	1)	1900	415	1600	185	0.23	● ●	0034.5609.11
0.16	250	1)	1900	415	1600	185	0.23	● ●	0034.5609.22
0.2	250	1)	1500	270	1600	200	0.256	● ●	0034.5610.11
0.2	250	1)	1500	270	1600	200	0.256	● ●	0034.5610.22
0.25	250	1)	1300	210	1600	200	0.238	● ●	0034.5611.11
0.25	250	1)	1300	210	1600	200	0.238	● ●	0034.5611.22
0.315	250	1)	1100	170	1600	200	0.544	● ●	0034.5612.11
0.315	250	1)	1100	170	1600	200	0.544	● ●	0034.5612.22
0.4	250	1)	1000	150	1600	200	0.768	● ●	0034.5613.11
0.4	250	1)	1000	150	1600	200	0.768	● ●	0034.5613.22

Rated Current [A]	Rated Voltage [VAC]	Breaking Capacity	Voltage Drop 1.0 I _n max. [mV]	Voltage Drop 1.0 I _n typ. [mV]	Power Dissipation 1.5 I _n max. [mW]	Power Dissipation 1.5 I _n typ. [mW]	Melting I ² t 10.0 Intyp. [A ² s]		Order Number
0.5	250	1)	900	160	1600	200	3	● ●	0034.5614.11
0.5	250	1)	900	160	1600	200	3	● ●	0034.5614.22
0.63	250	1)	300	160	1600	200	4.35	● ●	0034.5615.11
0.63	250	1)	300	160	1600	200	4.35	● ●	0034.5615.22
0.8	250	1)	250	120	1600	200	3.85	● ●	0034.5616.11
0.8	250	1)	250	120	1600	200	3.85	● ●	0034.5616.22
1	250	1)	150	60	1600	200	3.3	● ●	0034.5617.11
1	250	1)	150	60	1600	200	3.3	● ●	0034.5617.22
1.25	250	1)	150	60	1600	300	5.5	● ●	0034.5618.11
1.25	250	1)	150	60	1600	300	5.5	● ●	0034.5618.22
1.6	250	1)	150	60	1600	300	10.5	● ●	0034.5619.11
1.6	250	1)	150	60	1600	300	10.5	● ●	0034.5619.22
2	250	1)	150	60	1600	300	16	● ●	0034.5620.11
2	250	1)	150	60	1600	300	16	● ●	0034.5620.22
2.5	250	1)	120	60	1600	400	21.9	● ●	0034.5621.11
2.5	250	1)	120	60	1600	400	21.9	● ●	0034.5621.22
3.15	250	1)	100	60	1600	500	47	● ●	0034.5622.11
3.15	250	1)	100	60	1600	500	47	● ●	0034.5622.22
4	250	2)	100	60	1600	800	68.3	● ●	0034.5623.11
4	250	2)	100	60	1600	800	68.3	● ●	0034.5623.22
5	250	2)	100	60	1600	900	102	● ●	0034.5624.11
5	250	2)	100	60	1600	900	102	● ●	0034.5624.22
6.3	250	2)	100	60	1600	1000	190	● ●	0034.5625.11
6.3	250	2)	100	60	1600	1000	190	● ●	0034.5625.22
8	250	2)	100	60	4000	1300	275	● ● ●	0034.5626.11
8	250	2)	100	60	4000	1300	275	● ● ●	0034.5626.22
10	250	2)	100	60	4000	1300	520	● ● ●	0034.5627.11
10	250	2)	100	60	4000	1300	520	● ● ●	0034.5627.22
12.5	250	3)	-	60	-	2500	750	● ●	0034.5628.11
12.5	250	3)	-	60	-	2500	750	● ●	0034.5628.22
16	250	3)	-	60	-	3300	1638	● ●	0034.5629.11
16	250	3)	-	60	-	3300	1638	● ●	0034.5629.22
20	250	3)	-	60	-	4200	3057	● ● ●	0034.5630.11
20	250	3)	-	60	-	4200	3057	● ● ●	0034.5630.22

■ Most Popular.

Availability for all products can be searched real-time: <http://www.schurter.com/Stock-Check/Stock-Check-SCHURTER>

1) 35 A @ 250 VAC

2) 10 In @ 250 VAC

3) 125 A @ 250 VAC

Packaging Unit

.xx = .11 Plastic Bag (100 pcs.)
.xx = .22 Blister Tape 33 cm Reel (1000 pcs.)