
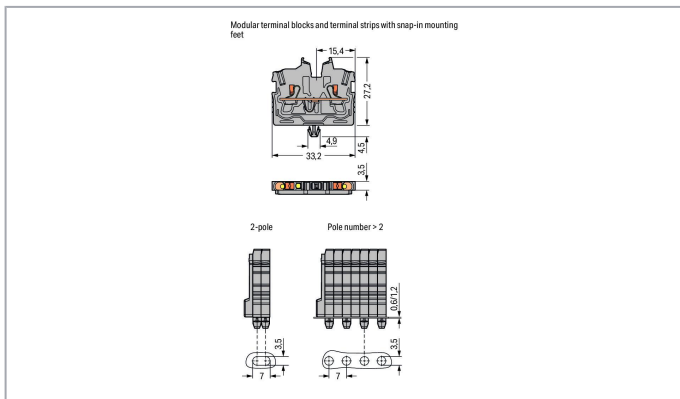
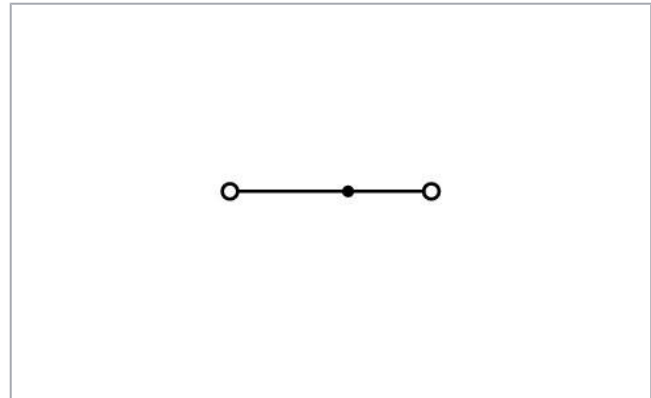
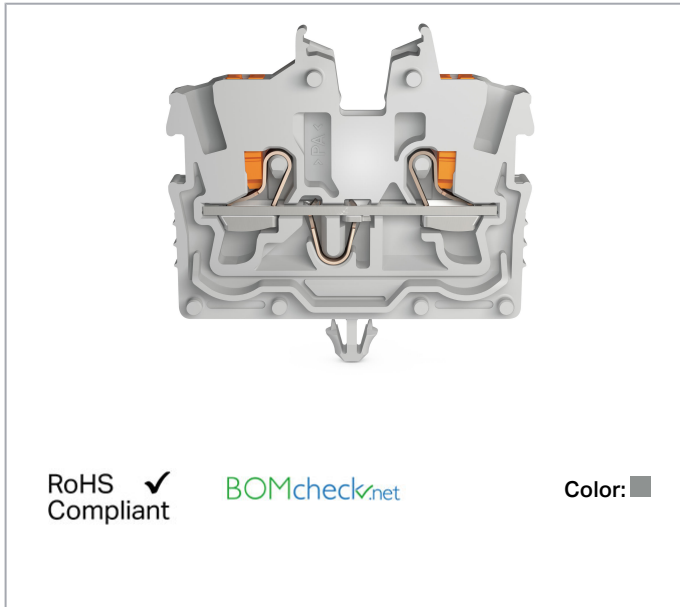


## Data sheet | Item number: 2250-311

2-conductor miniature through terminal block; with push-button; 1 mm<sup>2</sup>; with test port; side and center marking; with snap-in mounting foot; Push-in CAGE CLAMP®; 1,00 mm<sup>2</sup>; gray

[www.wago.com/2250-311](http://www.wago.com/2250-311)



### Data

#### Electrical data

#### Ratings per IEC/EN

Ratings per	IEC/EN 60947-7-1
Nominal voltage (III/3)	500 V
Rated surge voltage (III/3)	6 kV
Rated current	13.5 A

Subject to changes. Please also observe the further product documentation!

WAGO Kontakttechnik GmbH & Co. KG  
Hansastr. 27  
32423 Minden  
Phone: +49571 887-0 | Fax: +49571 887-169  
Email: [info.de@wago.com](mailto:info.de@wago.com) | Web: [www.wago.com](http://www.wago.com)

Do you have any questions about our products?  
We are always happy to take your call at 01788 568 008.



Rated current 2	17.5 A
Legend (ratings)	(III / 3) $\triangleq$ Overvoltage category III / Pollution degree 3

### Ratings per UL

Approvals per	UL 1059
Rated voltage UL (Use Group B)	300 V
Rated current UL (Use Group B)	10 A
Rated voltage UL (Use Group C)	300 V
Rated current UL (Use Group C)	10 A

### Ratings per CSA

Approvals per	C22.2 No 158
Rated voltage CSA (Use Group B)	300 V
Rated current CSA (Use Group B)	10 A
Rated voltage CSA (Use Group C)	300 V
Rated current CSA (Use Group C)	10 A

### Ex information

Rated voltage EN (Ex e II)	352 V
Rated current (Ex e II)	13.5 A
Rated current (Ex e II) with jumper	12 A

### Connection data

Connection technology	Push-in CAGE CLAMP <sup>®</sup>
Actuation type	Push-in Push-button Operating tool
Connectable conductor materials	Copper
Nominal cross-section	1 mm <sup>2</sup>
Solid conductor	0.14 ... 1.5 mm <sup>2</sup> / 24 ... 16 AWG
Solid conductor; push-in termination	0.5 ... 1.5 mm <sup>2</sup> / 20 ... 16 AWG
Fine-stranded conductor	0.14 ... 1.5 mm <sup>2</sup> / 24 ... 16 AWG
Fine-stranded conductor; with insulated ferrule	0.5 ... / 20 ... 18 AWG
Fine-stranded conductor; with ferrule; push-in termination	0.5 ... 0.75 mm <sup>2</sup> / 20 ... 18 AWG
Note (conductor cross-section)	Depending on the conductor characteristic, a conductor with a smaller cross-section can also be inserted via push-in termination.
Strip length	9 ... 11 mm / 0.35 ... 0.43 inch

Subject to changes. Please also observe the further product documentation!

Total number of connection points	2
Total number of potentials	1
Number of levels	1
Wiring type	Front-entry wiring
Number of jumper slots	1

### Physical data

Width	3.5 mm / 0.138 inch
Height from the surface	27.2 mm / 1.071 inch
Depth	33.2 mm / 1.307 inch

### Mechanical data

Design	horizontal type
Mounting type	Snap-in foot
Marking level	Center/side marking

### Material data


Color	gray
Insulation material	Polyamide (PA66)
Flammability class per UL94	V0
Weight	2.4 g

### Commercial data

Packaging type	BOX
Country of origin	DE
GTIN	4055143965637
Customs tariff number	8536901000

### Approvals / Certificates

#### Ex-Approvals

Logo	Approval	Additional Approval Text	Certificate name
	ATEX Physikalisch Technische Bundesanstalt	EN IEC 60079-0	PTB 19 ATEX 1019 U (II 2G Ex eb IIC Gb or I M 2 EX eb I Mb)
	CCCEX CQST/CNEx	CNCA-C23-01	2020312313000289

Subject to changes. Please also observe the further product documentation!






IECEX  
Physikalisch Technische Bundesanstalt


IEC 60079

IECEX PTB 19.0050  
U (Ex eb IIC Gb or  
EX eb I Mb)

## Country specific Approvals

Logo	Approval	Additional Approval Text	Certificate name
	CCA DEKRA Certification B.V.	EN 60998	NTR NL 7840
	CSA CSA	C22.2 No. 158	80034182
	KEMA/KEUR DEKRA Certification B.V.	EN 60998	71- 113957

## UL-Approvals

Logo	Approval	Additional Approval Text	Certificate name
	cURus Underwriters Laboratories Inc.	UL 1059	E45172- 20200212

## Counterpart



Item no.2250-321

2-conductor miniature through terminal block; with push-button; 1 mm<sup>2</sup>; with test port; side and center marking;  
Center terminal block without snap-in mounting foot, without mounting flange; Push-in CAGE CLAMP®; 1,00 mm<sup>2</sup>; gray 321

[www.wago.com/2250-321](http://www.wago.com/2250-321)

## Required accessories

End plate

Subject to changes. Please also observe the further product documentation!

WAGO Kontakttechnik GmbH & Co. KG  
Hansastr. 27  
32423 Minden  
Phone: +49571 887-0 | Fax: +49571 887-169  
Email: [info.de@wago.com](mailto:info.de@wago.com) | Web: [www.wago.com](http://www.wago.com)

Do you have any questions about our products?  
We are always happy to take your call at 01788 568 008.

**Item no.: 2050-391**

End plate; for terminal blocks with snap-in mounting foot; 3.4 mm thick; gray

[www.wago.com/2050-391](http://www.wago.com/2050-391)

## Compatible products

### ferrule

**Item no.: 216-241**Ferrule; Sleeve for 0.5 mm<sup>2</sup> / 20 AWG; insulated; electro-tin plated; electrolytic copper; gastight crimped; acc. to DIN 46228, Part 4/09.90; white[www.wago.com/216-241](http://www.wago.com/216-241)**Item no.: 216-242**Ferrule; Sleeve for 0.75 mm<sup>2</sup> / 18 AWG; insulated; electro-tin plated; electrolytic copper; gastight crimped; acc. to DIN 46228, Part 4/09.90; gray[www.wago.com/216-242](http://www.wago.com/216-242)**Item no.: 216-243**Ferrule; Sleeve for 1 mm<sup>2</sup> / AWG 18; insulated; electro-tin plated; electrolytic copper; gastight crimped; acc. to DIN 46228, Part 4/09.90; red[www.wago.com/216-243](http://www.wago.com/216-243)

### assembling

**Item no.: 209-120**

Mounting foot; can be snapped on terminal blocks with snap-in mounting foot; for mounting on relay-modules; 6.4 mm wide; gray

[www.wago.com/209-120](http://www.wago.com/209-120)**Item no.: 209-122**

Plastic end stop; for WSB markers; for 210-154 aluminum rail; gray

[www.wago.com/209-122](http://www.wago.com/209-122)**Item no.: 209-137**

Mounting adapter; can be used as end stop; 6.5 mm wide; gray

[www.wago.com/209-137](http://www.wago.com/209-137)

### Marking accessories

**Item no.: 2009-110**

Marking strips; for Smart Printer; on reel; not stretchable; plain; snap-on type; white

[www.wago.com/2009-110](http://www.wago.com/2009-110)**Item no.: 2009-113**

WMB-Inline; for Smart Printer; 2300 pieces on roll; plain; snap-on type; white

[www.wago.com/2009-113](http://www.wago.com/2009-113)**Item no.: 2009-113/000-002**

WMB-Inline; for Smart Printer; 2300 pieces on roll; plain; snap-on type; yellow

[www.wago.com/2009-113/000-002](http://www.wago.com/2009-113/000-002)**Item no.: 2009-113/000-005**

WMB-Inline; for Smart Printer; 2300 pieces on roll; plain; snap-on type; red

[www.wago.com/2009-113/000-005](http://www.wago.com/2009-113/000-005)**Item no.: 2009-113/000-006**

WMB-Inline; for Smart Printer; 2300 pieces on roll; plain; snap-on type; blue

[www.wago.com/2009-113/000-006](http://www.wago.com/2009-113/000-006)**Item no.: 2009-113/000-007**

WMB-Inline; for Smart Printer; 2300 pieces on roll; plain; snap-on type; gray

[www.wago.com/2009-113/000-007](http://www.wago.com/2009-113/000-007)

Subject to changes. Please also observe the further product documentation!

WAGO Kontakttechnik GmbH &amp; Co. KG

Hansastr. 27















32423 Minden

Phone: +49571 887-0 | Fax: +49571 887-169















Email: [info.de@wago.com](mailto:info.de@wago.com) | Web: [www.wago.com](http://www.wago.com)

Do you have any questions about our products?

We are always happy to take your call at 01788 568 008.

	<p><b>Item no.: 2009-113/000-012</b> WMB-Inline; for Smart Printer; 2300 pieces on roll; plain; snap-on type; orange</p>	<a href="http://www.wago.com/2009-113/000-012">www.wago.com/2009-113/000-012</a>
	<p><b>Item no.: 2009-113/000-017</b> WMB-Inline; for Smart Printer; 2300 pieces on roll; plain; snap-on type; light green</p>	<a href="http://www.wago.com/2009-113/000-017">www.wago.com/2009-113/000-017</a>
	<p><b>Item no.: 2009-113/000-023</b> WMB-Inline; for Smart Printer; 2300 pieces on roll; plain; snap-on type; green</p>	<a href="http://www.wago.com/2009-113/000-023">www.wago.com/2009-113/000-023</a>
	<p><b>Item no.: 2009-113/000-024</b> WMB-Inline; for Smart Printer; 2300 pieces on roll; plain; snap-on type; violet</p>	<a href="http://www.wago.com/2009-113/000-024">www.wago.com/2009-113/000-024</a>
	<p><b>Item no.: 2009-191</b> Group marker carrier</p>	<a href="http://www.wago.com/2009-191">www.wago.com/2009-191</a>
	<p><b>Item no.: 793-3501</b> WMB marking card; as card; plain; snap-on type; white</p>	<a href="http://www.wago.com/793-3501">www.wago.com/793-3501</a>
<b>Jumper</b>		
	<p><b>Item no.: 2000-402</b> Jumper; 2-way; insulated; light gray</p>	<a href="http://www.wago.com/2000-402">www.wago.com/2000-402</a>
	<p><b>Item no.: 2000-402/000-005</b> Jumper; 2-way; insulated; red</p>	<a href="http://www.wago.com/2000-402/000-005">www.wago.com/2000-402/000-005</a>
	<p><b>Item no.: 2000-402/000-006</b> Jumper; 2-way; insulated; blue</p>	<a href="http://www.wago.com/2000-402/000-006">www.wago.com/2000-402/000-006</a>
	<p><b>Item no.: 2000-402/000-018</b> Jumper; 2-way; insulated; yellow-green</p>	<a href="http://www.wago.com/2000-402/000-018">www.wago.com/2000-402/000-018</a>
	<p><b>Item no.: 2000-403</b> Jumper; 3-way; insulated; light gray</p>	<a href="http://www.wago.com/2000-403">www.wago.com/2000-403</a>
	<p><b>Item no.: 2000-403/000-005</b> Jumper; 3-way; insulated; red</p>	<a href="http://www.wago.com/2000-403/000-005">www.wago.com/2000-403/000-005</a>
	<p><b>Item no.: 2000-403/000-006</b> Jumper; 3-way; insulated; blue</p>	<a href="http://www.wago.com/2000-403/000-006">www.wago.com/2000-403/000-006</a>
	<p><b>Item no.: 2000-404</b> Jumper; 4-way; insulated; light gray</p>	<a href="http://www.wago.com/2000-404">www.wago.com/2000-404</a>

Subject to changes. Please also observe the further product documentation!

	<b>Item no.: 2000-404/000-005</b> Jumper; 4-way; insulated; red	<a href="http://www.wago.com/2000-404/000-005">www.wago.com/2000-404/000-005</a>
	<b>Item no.: 2000-404/000-006</b> Jumper; 4-way; insulated; blue	<a href="http://www.wago.com/2000-404/000-006">www.wago.com/2000-404/000-006</a>
	<b>Item no.: 2000-405</b> Jumper; 5-way; insulated; light gray	<a href="http://www.wago.com/2000-405">www.wago.com/2000-405</a>
	<b>Item no.: 2000-405/000-005</b> Jumper; 5-way; insulated; red	<a href="http://www.wago.com/2000-405/000-005">www.wago.com/2000-405/000-005</a>
	<b>Item no.: 2000-405/000-006</b> Jumper; 5-way; insulated; blue	<a href="http://www.wago.com/2000-405/000-006">www.wago.com/2000-405/000-006</a>
	<b>Item no.: 2000-405/011-000</b> Star point jumper; 3-way; insulated; light gray	<a href="http://www.wago.com/2000-405/011-000">www.wago.com/2000-405/011-000</a>
	<b>Item no.: 2000-406</b> Jumper; 6-way; insulated; light gray	<a href="http://www.wago.com/2000-406">www.wago.com/2000-406</a>
	<b>Item no.: 2000-406/000-005</b> Jumper; 6-way; insulated; red	<a href="http://www.wago.com/2000-406/000-005">www.wago.com/2000-406/000-005</a>
	<b>Item no.: 2000-406/000-006</b> Jumper; 6-way; insulated; blue	<a href="http://www.wago.com/2000-406/000-006">www.wago.com/2000-406/000-006</a>
	<b>Item no.: 2000-406/020-000</b> Delta jumper; insulated; light gray	<a href="http://www.wago.com/2000-406/020-000">www.wago.com/2000-406/020-000</a>
	<b>Item no.: 2000-407</b> Jumper; 7-way; insulated; light gray	<a href="http://www.wago.com/2000-407">www.wago.com/2000-407</a>
	<b>Item no.: 2000-407/000-005</b> Jumper; 7-way; insulated; red	<a href="http://www.wago.com/2000-407/000-005">www.wago.com/2000-407/000-005</a>
	<b>Item no.: 2000-407/000-006</b> Jumper; 7-way; insulated; blue	<a href="http://www.wago.com/2000-407/000-006">www.wago.com/2000-407/000-006</a>
	<b>Item no.: 2000-408</b> Jumper; 8-way; insulated; light gray	<a href="http://www.wago.com/2000-408">www.wago.com/2000-408</a>

Subject to changes. Please also observe the further product documentation!



**Item no.: 2000-408/000-005**  
Jumper; 8-way; insulated; red

[www.wago.com/2000-408/000-005](http://www.wago.com/2000-408/000-005)



**Item no.: 2000-408/000-006**  
Jumper; 8-way; insulated; blue

[www.wago.com/2000-408/000-006](http://www.wago.com/2000-408/000-006)



**Item no.: 2000-409**  
Jumper; 9-way; insulated; light gray

[www.wago.com/2000-409](http://www.wago.com/2000-409)



**Item no.: 2000-409/000-005**  
Jumper; 9-way; insulated; red

[www.wago.com/2000-409/000-005](http://www.wago.com/2000-409/000-005)



**Item no.: 2000-409/000-006**  
Jumper; 9-way; insulated; blue

[www.wago.com/2000-409/000-006](http://www.wago.com/2000-409/000-006)



**Item no.: 2000-410**  
Jumper; 10-way; insulated; light gray

[www.wago.com/2000-410](http://www.wago.com/2000-410)



**Item no.: 2000-410/000-005**  
Jumper; 10-way; insulated; red

[www.wago.com/2000-410/000-005](http://www.wago.com/2000-410/000-005)



**Item no.: 2000-410/000-006**  
Jumper; 10-way; insulated; blue

[www.wago.com/2000-410/000-006](http://www.wago.com/2000-410/000-006)



**Item no.: 2000-433**  
Jumper; from 1 to 3; insulated; light gray

[www.wago.com/2000-433](http://www.wago.com/2000-433)



**Item no.: 2000-433/000-005**  
Jumper; from 1 to 3; insulated; red

[www.wago.com/2000-433/000-005](http://www.wago.com/2000-433/000-005)



**Item no.: 2000-433/000-006**  
Jumper; from 1 to 3; insulated; blue

[www.wago.com/2000-433/000-006](http://www.wago.com/2000-433/000-006)



**Item no.: 2000-434**  
Jumper; from 1 to 4; insulated; light gray

[www.wago.com/2000-434](http://www.wago.com/2000-434)



**Item no.: 2000-435**  
Jumper; from 1 to 5; insulated; light gray

[www.wago.com/2000-435](http://www.wago.com/2000-435)



**Item no.: 2000-436**  
Jumper; from 1 to 6; insulated; light gray

[www.wago.com/2000-436](http://www.wago.com/2000-436)



**Item no.: 2000-437**  
Jumper; from 1 to 7; insulated; light gray

[www.wago.com/2000-437](http://www.wago.com/2000-437)

Subject to changes. Please also observe the further product documentation!





**Item no.: 2000-438**  
Jumper; from 1 to 8; insulated; light gray

[www.wago.com/2000-438](http://www.wago.com/2000-438)



**Item no.: 2000-439**  
Jumper; from 1 to 9; insulated; light gray

[www.wago.com/2000-439](http://www.wago.com/2000-439)



**Item no.: 2000-440**  
Jumper; from 1 to 10; insulated; light gray

[www.wago.com/2000-440](http://www.wago.com/2000-440)

#### Carrier rail



**Item no.: 210-154**  
Aluminum carrier rail; 1000 mm long; 18 mm wide; 7 mm high; silver-colored

[www.wago.com/210-154](http://www.wago.com/210-154)

#### tools



**Item no.: 210-647**  
Operating tool; Blade: 2.5 x 0.4 mm; with a partially insulated shaft; multicoloured

[www.wago.com/210-647](http://www.wago.com/210-647)



**Item no.: 210-648**  
Operating tool; Blade: 2.5 x 0.4 mm; with a partially insulated shaft; angled; short

[www.wago.com/210-648](http://www.wago.com/210-648)



**Item no.: 210-719**  
Operating tool; Blade: 2.5 x 0.4 mm; with a partially insulated shaft

[www.wago.com/210-719](http://www.wago.com/210-719)

#### check



**Item no.: 2009-174**  
Test plug adapter; for 4 mm Ø test plugs; for testing TOPJOB®S rail-mounted terminal blocks; gray

[www.wago.com/2009-174](http://www.wago.com/2009-174)



**Item no.: 2009-182**  
Testing tap; for max. 2.5 mm<sup>2</sup>; tool-free connection for individual test wires 0.08 - 2.5 mm; gray

[www.wago.com/2009-182](http://www.wago.com/2009-182)



**Item no.: 210-136**  
Test plug; 2 mm Ø; with 500 mm cable; red

[www.wago.com/210-136](http://www.wago.com/210-136)



**Item no.: 210-137**  
Test plug; 2.3 mm Ø; with 500 mm cable; yellow

[www.wago.com/210-137](http://www.wago.com/210-137)

#### Push-In type wire jumper



**Item no.: 2009-402**  
Push-in type wire jumper; 0.75 mm<sup>2</sup>; insulated; 60 mm long; gray

[www.wago.com/2009-402](http://www.wago.com/2009-402)



**Item no.: 2009-404**  
Push-in type wire jumper; 0.75 mm<sup>2</sup>; insulated; 110 mm long; gray

[www.wago.com/2009-404](http://www.wago.com/2009-404)



**Item no.: 2009-406**  
Push-in type wire jumper; 0.75 mm<sup>2</sup>; insulated; 250 mm long; gray

[www.wago.com/2009-406](http://www.wago.com/2009-406)

## Downloads

### Documentation

#### Additional Information

Technical explanations	3. 4. 2019	pdf	Download
------------------------	------------	-----	----------

Subject to changes. Please also observe the further product documentation!

## CAD/CAE-Data

### CAE data

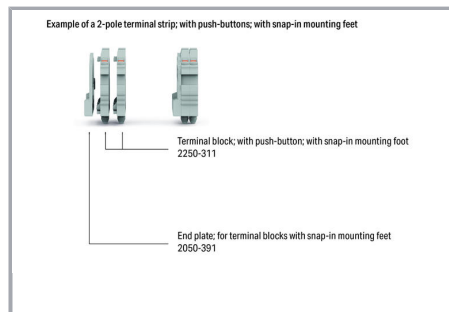
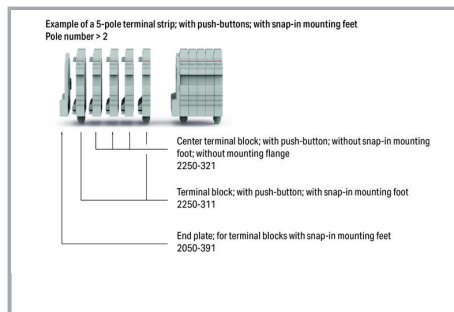
ZUKEN Portal 2250-311 [URL](#) [Download](#)

EPLAN Data Portal 2250-311 [URL](#) [Download](#)

### CAD data

2D/3D Models 2250-311 [URL](#) [Download](#)

## Installation Notes



## Conductor termination



Insert solid conductors via push-in termination.




Insert ferruled conductors via push-in termination.




Insert fine-stranded conductors via operating tool.

Subject to changes. Please also observe the further product documentation!




Remove all conductors via operating tool.


### Commoning




Insert a push-in type jumper bar and push down until it hits the backstop (example shows a 2000-406/020-000 Delta Jumper) (picture shows terminal blocks with push-buttons).



Marking strip (2009-110) inserted in the marking slot with jumper symbols of the inserted jumper (2000-406/020-000 Delta Jumper) (picture shows terminal blocks with push-buttons)




Insert a push-in type jumper bar and push down until it hits the backstop (example shows a 2000-405/011-000 Star Point Jumper) (picture shows terminal blocks with push-buttons).



Marking strip (2009-110) inserted in the marking slot with jumper symbols of the inserted jumper (2000-405/011-000 Delta Jumper) (picture shows terminal blocks with push-buttons)


### Testing

Subject to changes. Please also observe the further product documentation!



Testing with a 2 mm Ø 210-136 Test Plug (max. 42 V).


### Installation




Mounting a terminal strip with snap-in feet into holes.



Mounting a terminal strip with snap-in feet onto aluminum rail.




Terminal strip; with snap-in mounting feet  
Snapping a mounting foot (209-120)  
(Distance between mounting feet: approx. 20 ... 25 mm)




Terminal strip; with snap-in mounting feet; for DIN-35 rail (209-120 Mounting Foot) (picture shows terminal blocks with push-buttons)

### Marking


Subject to changes. Please also observe the further product documentation!




Snapping a marking strip (2009-113) into a marker slot.



Snapping a marking strip (2009-110) into a marker slot.



Marking strip (2009-110) inserted in the marking slot with jumper symbols of the inserted jumper (2000-406/020-000 Delta Jumper) (picture shows terminal blocks with push-buttons)



Marking strip (2009-110) inserted in the marking slot with jumper symbols of the inserted jumper (2000-405/011-000 Delta Jumper) (picture shows terminal blocks with push-buttons)

## Product family

### TOPJOB® S

TOPJOB® S: In various industrial applications and modern building installations, WAGO's wide and versatile range of rail-mount terminal blocks provides more than just reliable electrical connections.

[Show all products from the family](#)

Subject to changes. Please also observe the further product documentation!