

205843-1 ✓ ACTIVE

AMP | AMP CPC

TE Internal #: 205843-1

Circular Power Connectors, Housing, 250 VDC, Wire-to-Panel, 63 Position, Wire & Cable, Receptacle, Pin, Signal, Black, All Plastic, AMP CPC

[View on TE.com >](#)



Connectors > Power Connectors > Circular Power > Circular Power Connectors > CPC Connectors, Series 2



Connector Product Type: **Housing**

Operating Voltage: **250 VDC**

Connector System: **Wire-to-Panel**

Number of Positions: **63**

Sealable: **No**

[All CPC Connectors, Series 2 \(23\)](#)

Features

Product Type Features

Connector Product Type	Housing
Connector System	Wire-to-Panel
Sealable	No
Connector & Contact Terminates To	Wire & Cable
Connector & Housing Type	Receptacle
Circular Connector Shell Type	All Plastic

Configuration Features

Reverse Numbering	Without
Number of Positions	63
Number of Power Positions	0
Number of Signal Positions	63

Electrical Characteristics



Operating Voltage	250 VAC
-------------------	---------

Contact Features

Reverse Gender	No
----------------	----

Contact Type	Pin
--------------	-----

Contact Current Rating (Max)	7.5 A
------------------------------	-------

Contact Protection	With
--------------------	------

Mechanical Attachment

Mating Alignment Type	Keyed
-----------------------	-------

Mating Alignment	With
------------------	------

Panel Mount Feature Type	Flange with Mounting Holes
--------------------------	----------------------------

Mating Retention Type	Threaded Coupling
-----------------------	-------------------

Thread Size	1-3/8 - 18 UNEF-2A
-------------	--------------------

Connector Mounting Type	Panel Mount
-------------------------	-------------

Mating Retention	With
------------------	------

Panel Mount Feature	With
---------------------	------

Housing Features

Body Orientation	Straight
------------------	----------

Housing Color	Black
---------------	-------

Housing Material	Thermoplastic
------------------	---------------

Circular Connector Shell Size	23
-------------------------------	----

Dimensions

Compatible Insulation Diameter Range	1.73 mm [.068 in]
--------------------------------------	-------------------

Usage Conditions

Operating Temperature Range	-55 – 105 °C [-67 – 221 °F]
-----------------------------	-----------------------------

Fluid Resistance	None
------------------	------

Operation/Application

Circuit Application	Signal
---------------------	--------

Shielded	No
----------	----

Industry Standards

UL Flammability Rating	UL 94V-0
------------------------	----------

Packaging Features

Packaging Quantity	100
--------------------	-----



Packaging Method

Bag

Product Compliance

[For compliance documentation, visit the product page on TE.com>](#)

EU RoHS Directive 2011/65/EU	Compliant
EU ELV Directive 2000/53/EC	Compliant
China RoHS 2 Directive MIIT Order No 32, 2016	No Restricted Materials Above Threshold
EU REACH Regulation (EC) No. 1907/2006	Current ECHA Candidate List: JUNE 2023 (235) Candidate List Declared Against: JAN 2023 (233) Does not contain REACH SVHC
Halogen Content	BFR/CFR/PVC Free, but Br/Cl >900 ppm in other sources.
Solder Process Capability	Not applicable for solder process capability

Product Compliance Disclaimer

This information is provided based on reasonable inquiry of our suppliers and represents our current actual knowledge based on the information they provided. This information is subject to change. The part numbers that TE has identified as EU RoHS compliant have a maximum concentration of 0.1% by weight in homogenous materials for lead, hexavalent chromium, mercury, PBB, PBDE, DBP, BBP, DEHP, DIBP, and 0.01% for cadmium, or qualify for an exemption to these limits as defined in the Annexes of Directive 2011/65/EU (RoHS2). Finished electrical and electronic equipment products will be CE marked as required by Directive 2011/65/EU. Components may not be CE marked. Additionally, the part numbers that TE has identified as EU ELV compliant have a maximum concentration of 0.1% by weight in homogenous materials for lead, hexavalent chromium, and mercury, and 0.01% for cadmium, or qualify for an exemption to these limits as defined in the Annexes of Directive 2000/53/EC (ELV). Regarding the REACH Regulation, the information TE provides on SVHC in articles for this part number is based on the latest European Chemicals Agency (ECHA) 'Guidance on requirements for substances in articles' posted at this URL: <https://echa.europa.eu/guidance-documents/guidance-on-reach>

Compatible Parts



TE Part # CAT-AM71-C83998B
CPC Cable Clamps



TE Part # 213812-1
COUPLING RING, SZ 23, CPC





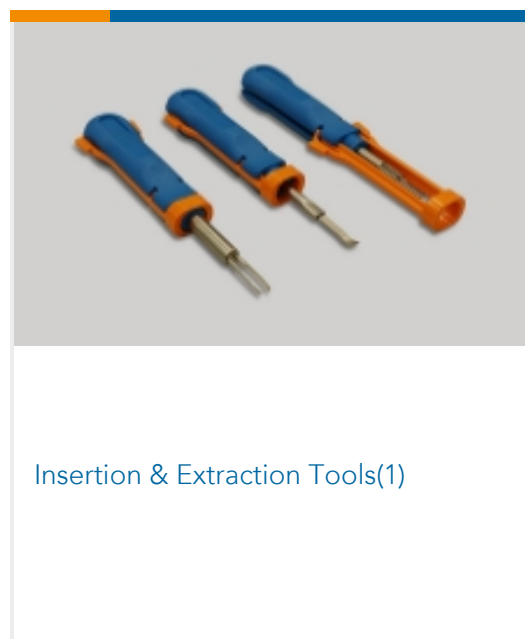




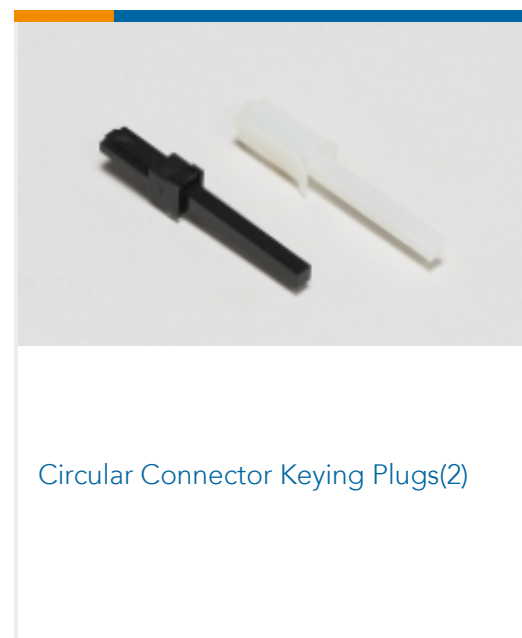



TE Part # 207299-4
FLANGE PLUG



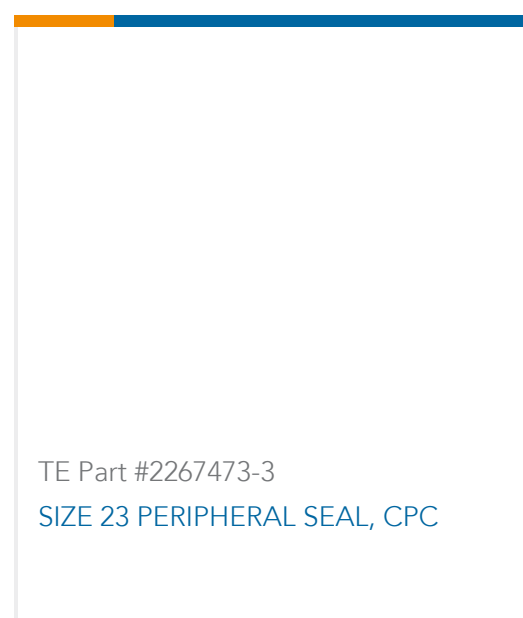
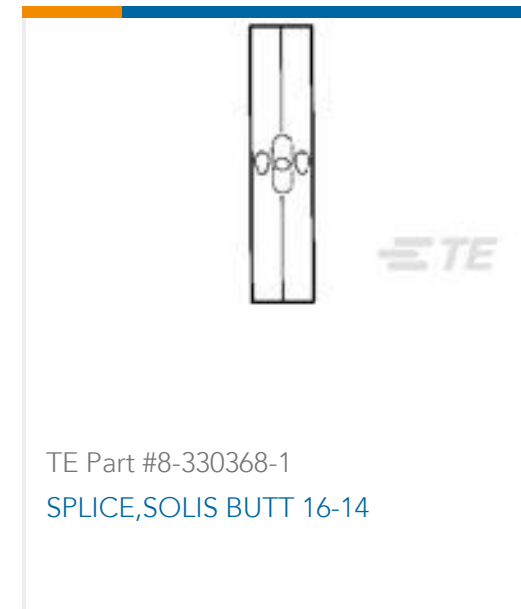
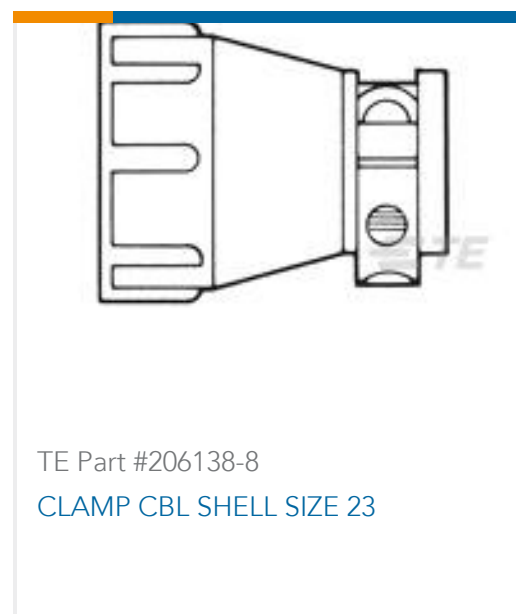
TE Part # 205842-1
CPC PLUG ASSEMBLY SIZE 23-63



Also in the Series | AMP CPC



Customers Also Bought



Documents

Product Drawings

[CPC RECPT ASSEMBLY SIZE 23-63](#)

English

CAD Files

Customer View Model

[ENG_CVM_205843-1_F.3d_igs.zip](#)

English

Customer View Model

[ENG_CVM_205843-1_F.3d_stp.zip](#)

English

Customer View Model

[ENG_CVM_205843-1_F.2d_dxf.zip](#)

English

[3D PDF](#)

English

[3D PDF](#)

3D



Customer View Model

[ENG_CVM_CVM_205843-1_L.2d_dxf.zip](#)

English

Customer View Model

[ENG_CVM_CVM_205843-1_L.3d_igs.zip](#)

English

Customer View Model

[ENG_CVM_CVM_205843-1_L.3d_stp.zip](#)

English

By downloading the CAD file I accept and agree to the [Terms and Conditions](#) of use.

Datasheets & Catalog Pages

[AMP Circular Connectors for Commercial Signal & Power Applications](#)

English

Product Specifications

[Connector, Circular Plastic](#)

English

[Product Specification](#)

English

[Product Specification](#)

English

Product Environmental Compliance

[MD_205843-1_12072011117](#)

English

[MD_205843-1_12072011117](#)

English

Instruction Sheets

[Instruction Sheet \(U.S.\)](#)

English

Agency Approvals

[UL Report](#)

English