

# 2JF0283P

## 5GNR Flexible Polymer Adhesive Mount

### Key Features

#### 5GNR

- 617-960 MHz
- 1427-2690 MHz
- 3300-5000 MHz
- 5150-5925 MHz

Self-Adhesive

Ultra Wideband

High Performance

Flexible Material

Ground Plane Independent

Dimensions 120 × 15 × 0.2 mm

Customizable Cable and Connector



## 1. Antenna and electrical specifications

Parameters	5GNR Antenna			
<b>Technologies</b>	5G, 4G, 3G and 2G			
<b>Standards</b>	5GNR/4GLTE/FirstNet/CBRS/LPWA/CAT-X/CAT-Mx/CAT-NBx/NB-IoT/3G/2G			
<b>Frequency (MHz)</b>	617-960	1427-2690	3300-5000	5150-5925
<b>Band (MHz)</b>	600, 700, 850, 900	1500, 1600, 1700, 1800, 1900, 2000, 2100, 2300, 2500, 2600	3300, 3500, 3600, 3700, 4500	5200, 5500, 5800
<b>5GNR Bands</b>	n5, n8, 12, n20, n28, n71, n81, n82, n83,	n1, n2, n3, n7, n25, n34, n38, n39, n40, n41, n50, n51, n66, n70, n74, n75, n76, n80, n84, n86	n77, n78, n79	
<b>4GLTE Bands</b>	B5, B6, B8, B12, B13, B14, B17, B18, B19, B20, B26, B27, B28, B29, B44, B67, B68, B71, B85	B1, B2, B3, B4, B7, B9, B10, B11, B21, B23, B24, B25, B30, B32, B33, B34, B35, B36, B37, B38, B39, B40, B41, B45, B50, B51, B65, B66, B69, B70, B74, B75, B76	B22, B42, B43, B48, B49, B52	B46, B47, B252, B255
<b>3GCELL Bands</b>	B5, B6, B8, B12, B13, B14, B19, B20, B26	B1, B2, B3, B4, B7, B9, B10, B11, B21, B25, B32, B33, B34, B35, B36, B37, B38, B39, B40	B22	
<b>2GCELL Bands</b>	710, 750, 810T, 850, 900P, 900E, 900R	1800DCS, 1900PCS		
<b>CDMACELL Bands</b>	BC0, BC2, BC3, BC7, BC9, BC10, BC12, BC18, BC19	BC1, BC4, BC6, BC8, BC13, BC14, BC15, BC16, BC20, BC21		
<b>Return Loss (dB)</b>	~-14.0	~-14.4	~-8.4	~-11.7
<b>VSWR</b>	~1.6:1	~1.5:1	~2.4:1	~1.9:1
<b>Efficiency (%)</b>	~53.4	~68.9	~51.9	~55.4
<b>Peak Gain (dBi)</b>	~0.8	~3.2	~3.9	~4.3
<b>Average Gain (dB)</b>	~-2.7	~-1.6	~-2.9	~-2.6
<b>Impedance (Ohm)</b>	50			
<b>Polarisation</b>	Linear			
<b>Radiation Pattern</b>	Omni-Directional			
<b>Max. Input Power (W)</b>	25			
<b>Connector Type</b>	U.FL Standard (Other Connectors Available)			
<b>Cable Length</b>	180mm Standard (Any Cable Length Available)			
<b>Cable Type</b>	1.37mm Mini-Coax Standard (Other Cables Available)			

### Antenna Measurement Conditions:

Mounted on 30 x 30 x 0.25 cm ABS Plate

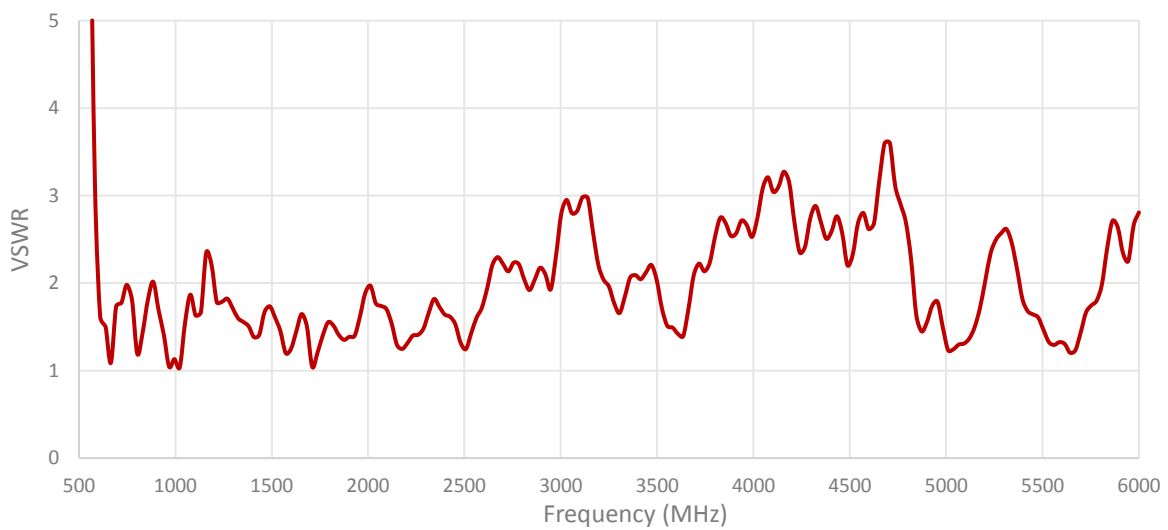
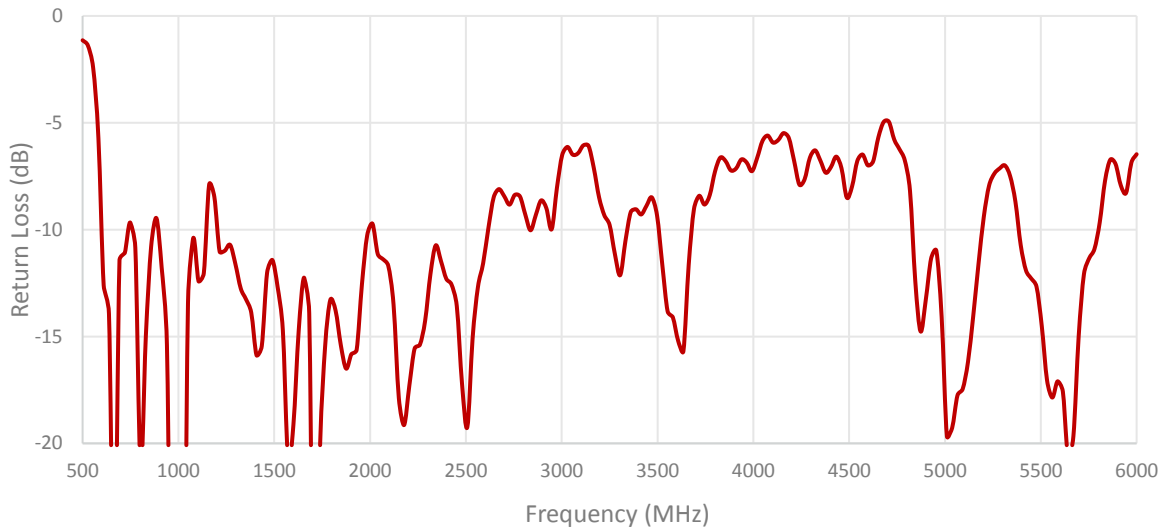
180 mm of 1.37 mm Mini-Coax Cable

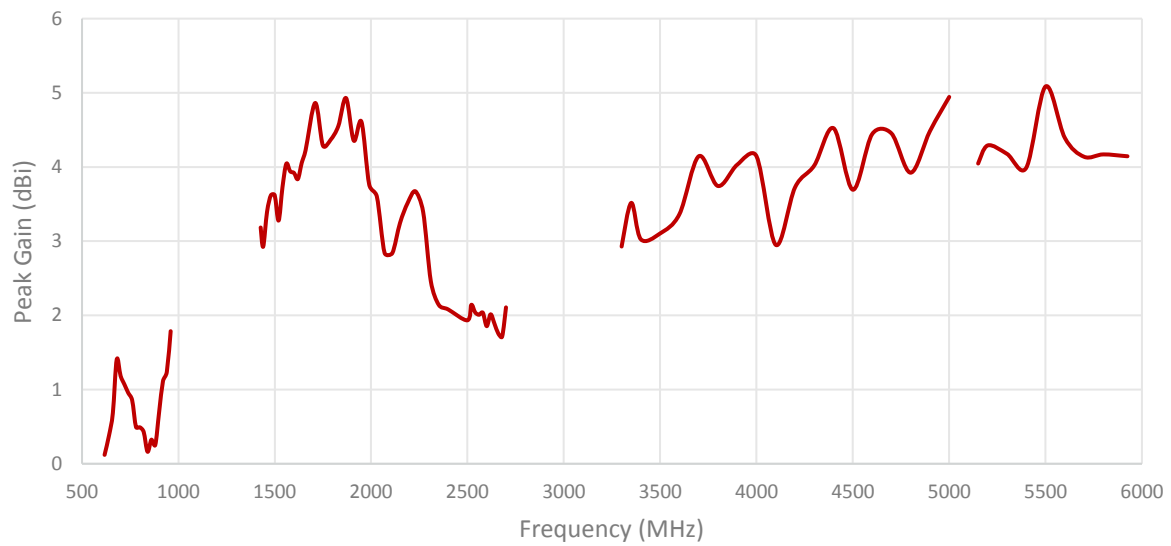
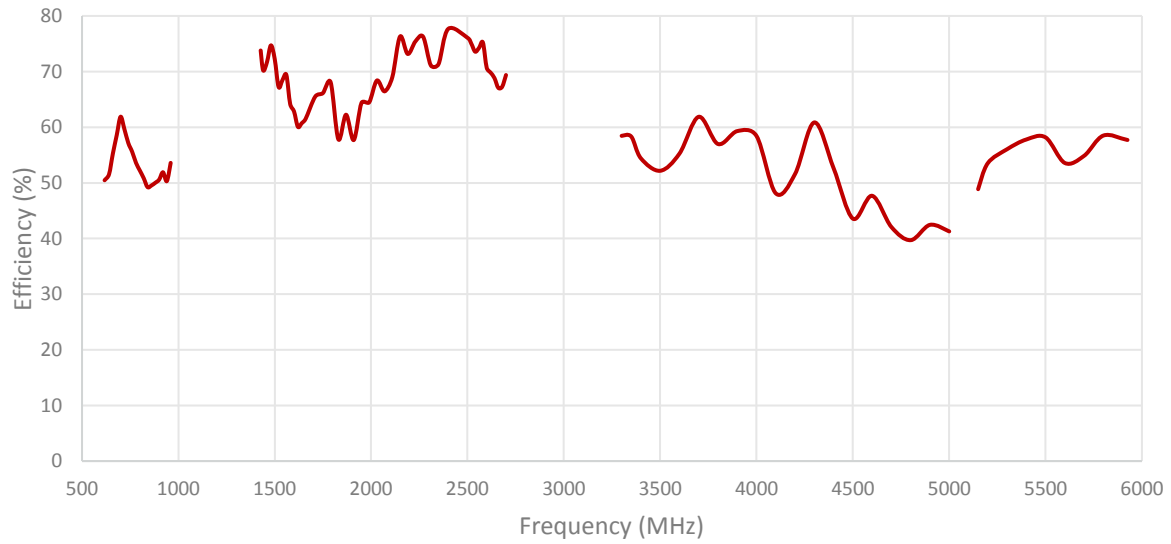
Measured in Certified CTIA 3D Anechoic Chamber

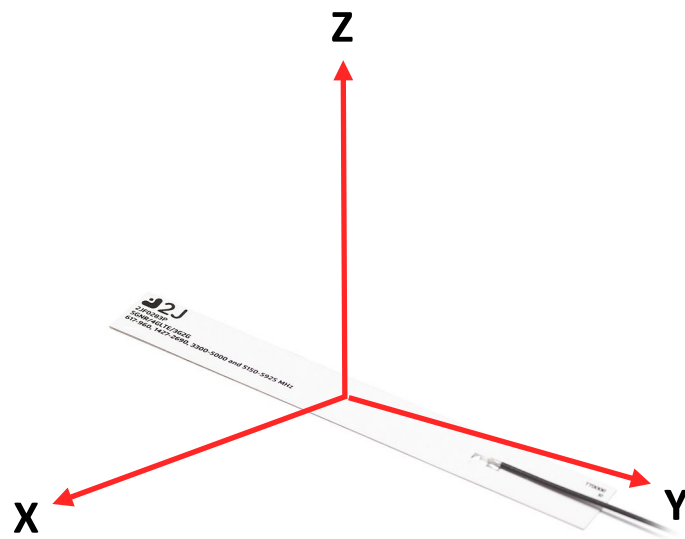
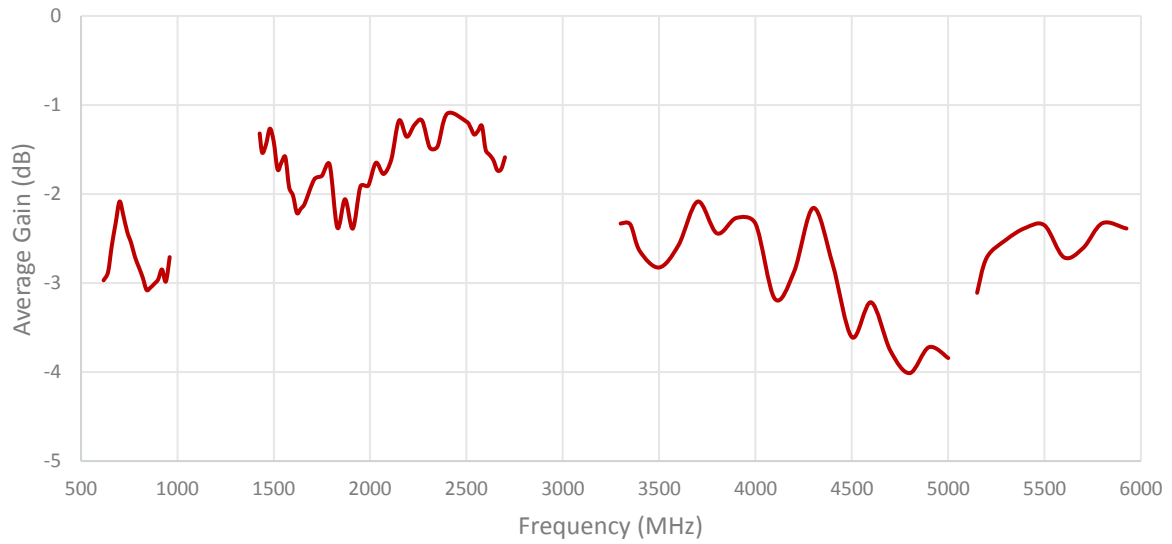
## 2. Mechanical and environmental specifications

Specifications	2JF0283P
<b>Mounting Type</b>	Adhesive Mount
<b>Dimensions (mm)</b>	120 × 15 × 0.2
<b>Material</b>	Flexible Polymer
<b>Radome color</b>	White
<b>Operating Temperature (C)</b>	-40 to +85
<b>Storage Temperature (C)</b>	-40 to +85
<b>Substance Compliance</b>	RoHS

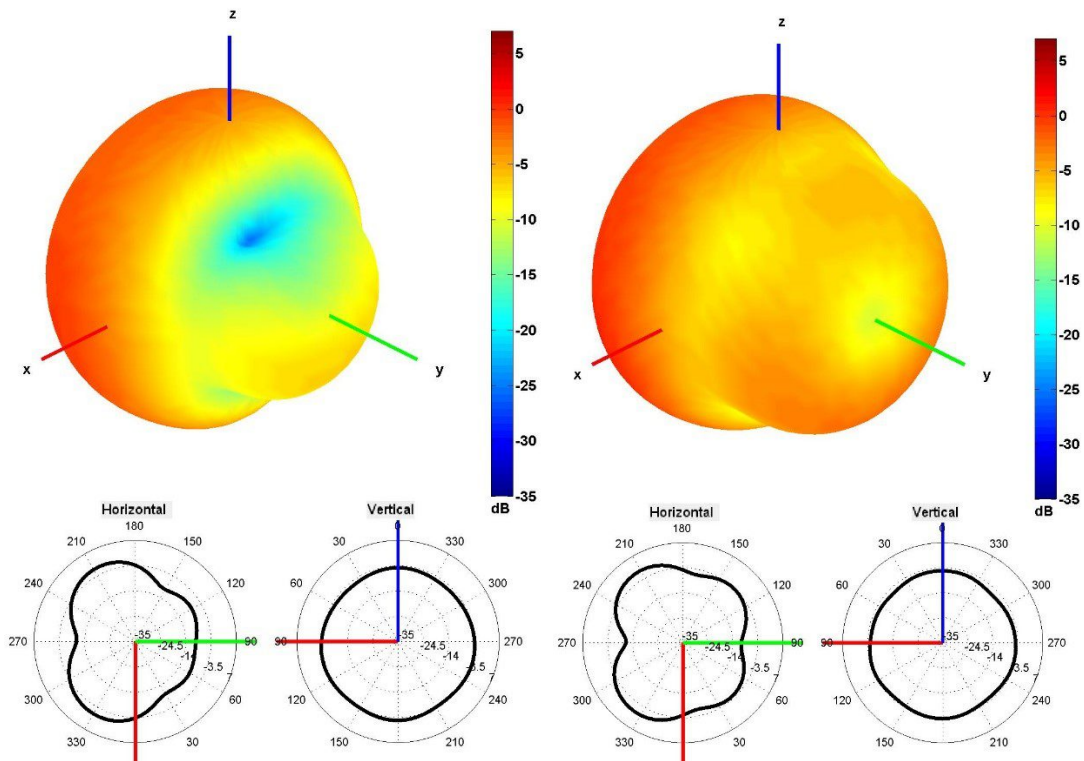
## 3. Antenna parameters



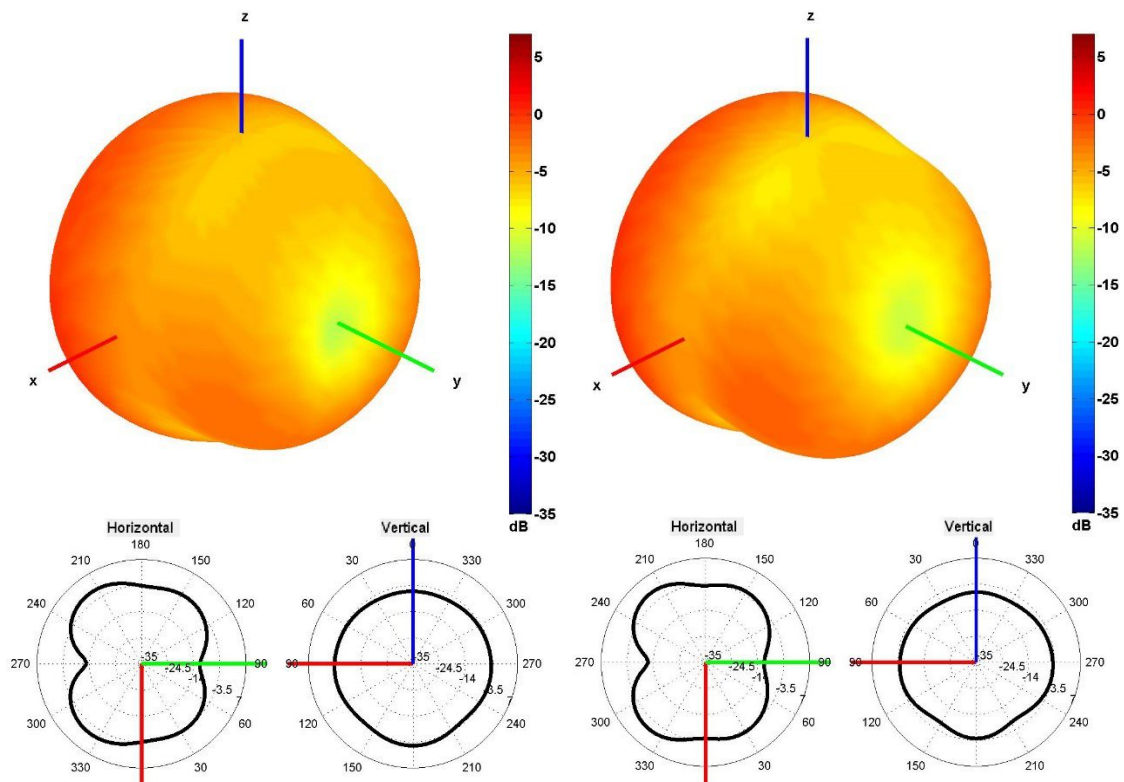




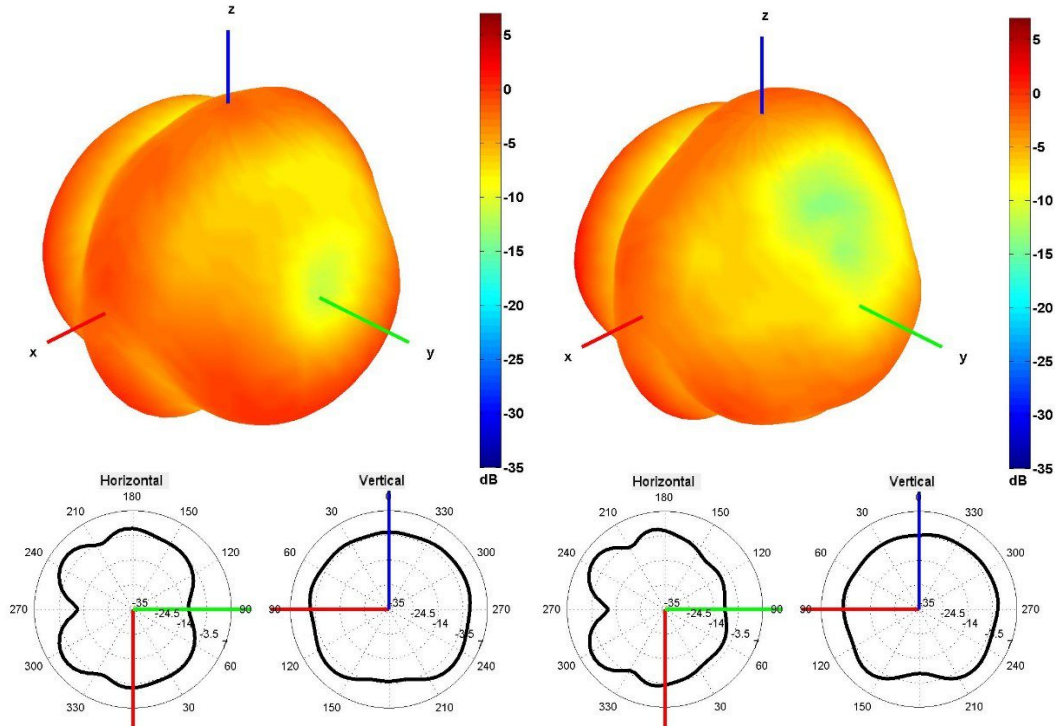
Radiation pattern reference



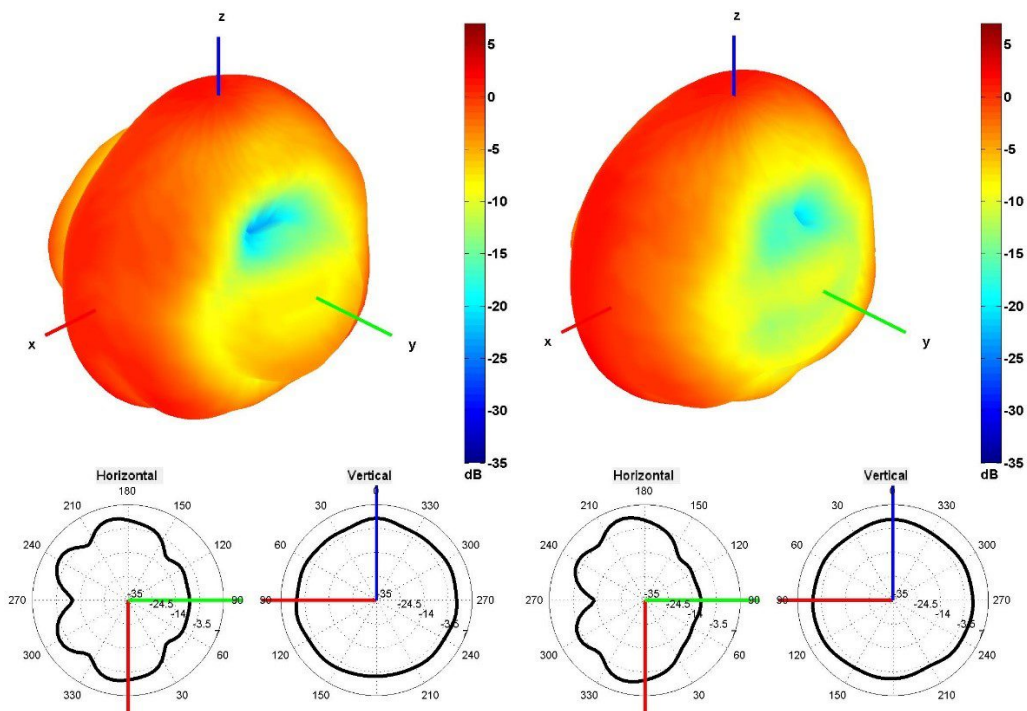
650 and 750 MHz Radiation pattern



850 and 940 MHz Radiation pattern

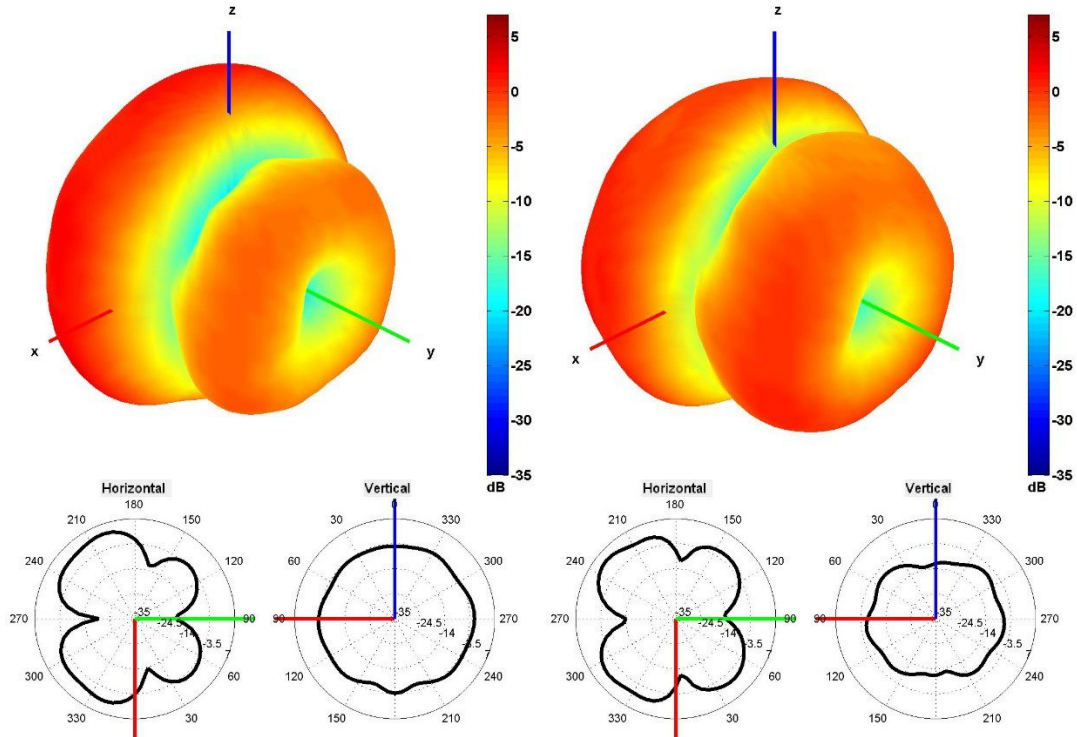


1500 and 1600 MHz Radiation pattern

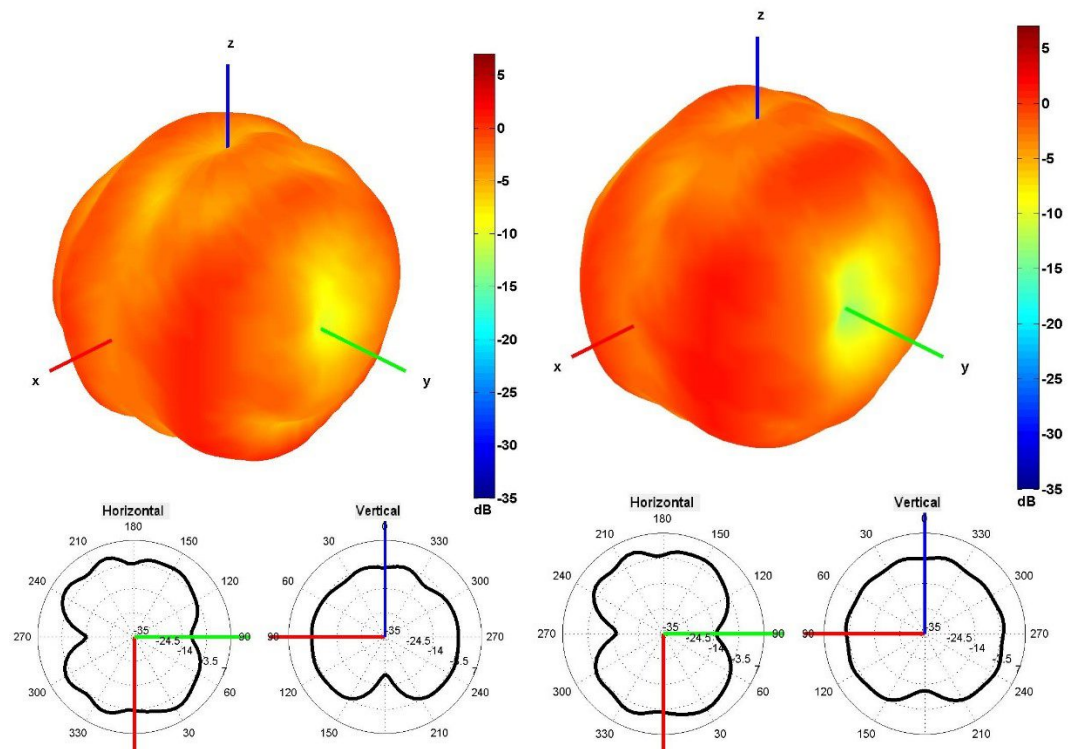


1750 and 1850 MHz Radiation pattern

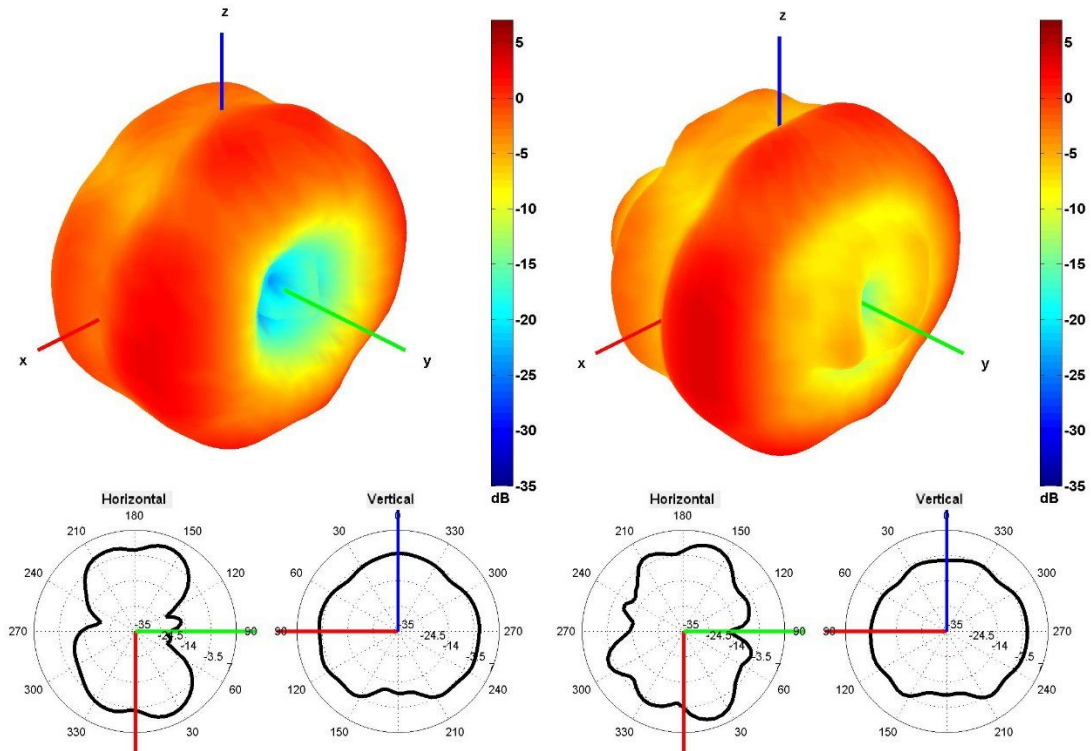




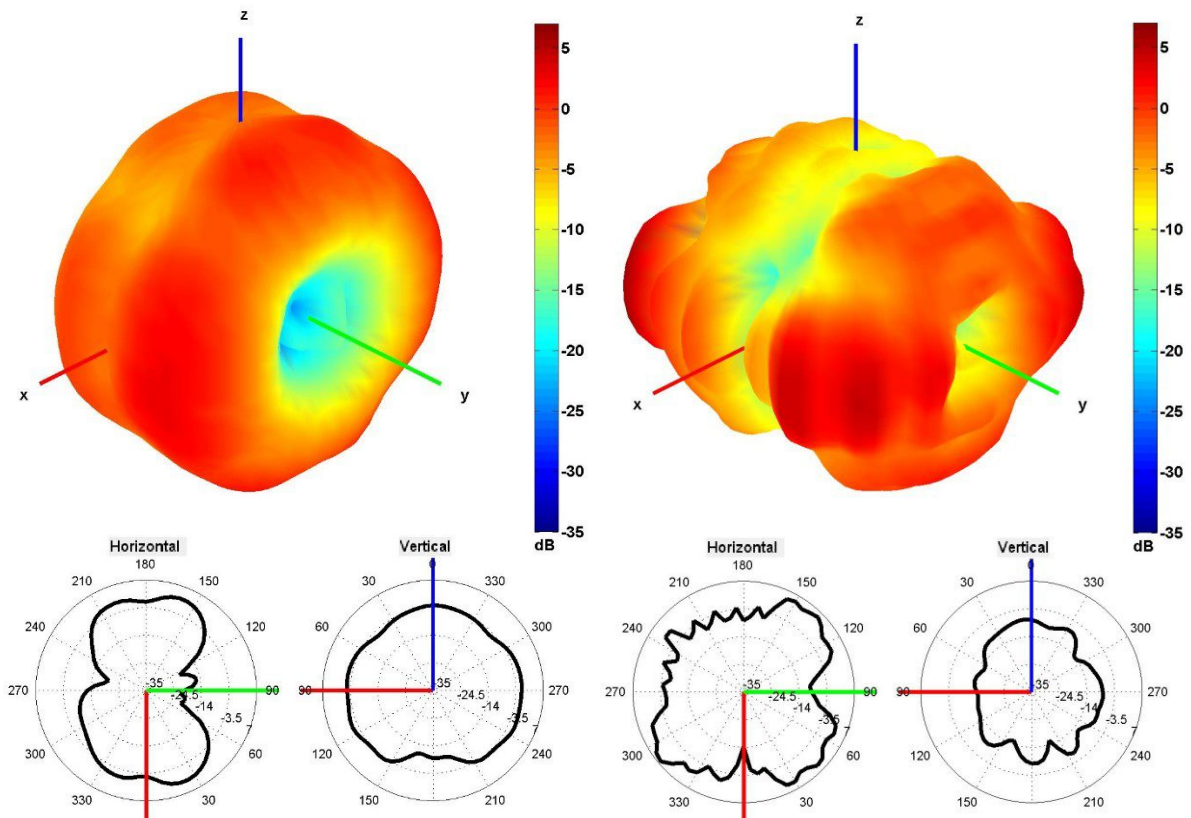
1950 and 2100 MHz Radiation pattern



2350 and 2600 MHz Radiation pattern

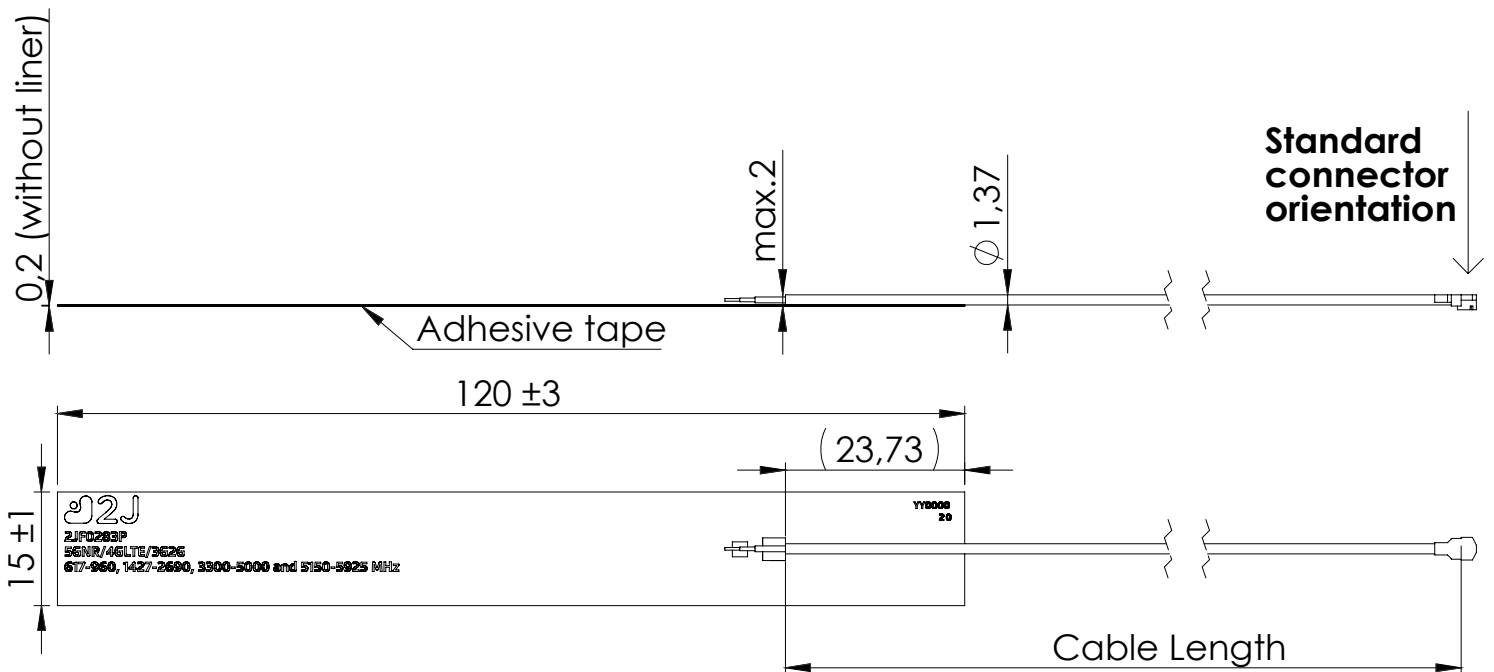


3350 and 3600 MHz Radiation pattern



4500 and 5500 MHz Radiation pattern

## 4. Antenna drawings



## 5. Antenna Images

