

Electronic housing - CM125-LG/H 35/BO BK - 2942904

Please be informed that the data shown in this PDF Document is generated from our Online Catalog. Please find the complete data in the user's documentation. Our General Terms of Use for Downloads are valid (<http://phoenixcontact.com/download>)



Complete housing with vents, Cross connection: without bus connector, Color: black, Width: 125 mm, Length: 102 mm, Height: 138 mm, Number of positions cross connector: not relevant


The illustration shows versions CM 125-LG/H 35/BO/DB/GH

Why buy this product

- ✓ Easy snap-on mounting on symmetrical DIN rails according to EN 60715
- ✓ Rugged housing technology
- ✓ Flexible accommodation of different connection elements (from high-position connectors to electronic PCBs)
- ✓ Shock and contamination-proof accommodation of electronic components



Key Commercial Data

Packing unit	5 STK
GTIN	 4 017918 080907
GTIN	4017918080907
Weight per Piece (excluding packing)	322.000 g
Custom tariff number	85369010
Country of origin	Germany

Technical data

General

Housing type	Complete housing
Housing material	Polycarbonate fiber reinforced
Color	black

Ambient conditions

Ambient temperature (operation)	-40 °C ... 105 °C (depending on power dissipation)
---------------------------------	--

Dimensions

Length	102 mm
--------	--------

Electronic housing - CM125-LG/H 35/BO BK - 2942904

Technical data

Dimensions

Height	138 mm
Width	125 mm
Depth	102 mm

Technical data

Flammability rating according to UL 94	V0
Power dissipation without gap	84.4 W
Power dissipation with 20 mm gap	109.7 W

Standards and Regulations

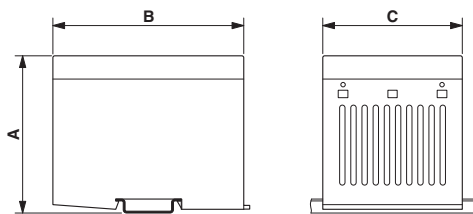
Flammability rating according to UL 94	V0
--	----

Environmental Product Compliance

China RoHS	Environmentally friendly use period: unlimited = EFUP-e
	No hazardous substances above threshold values

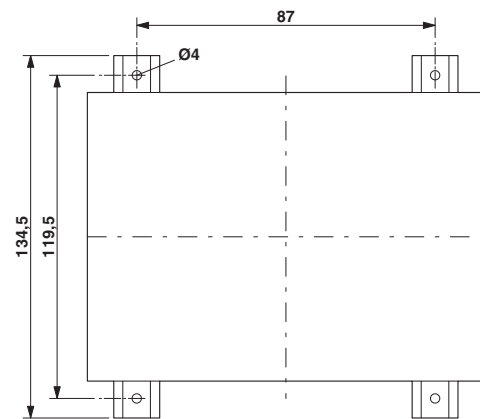
Drawings

Dimensional drawing



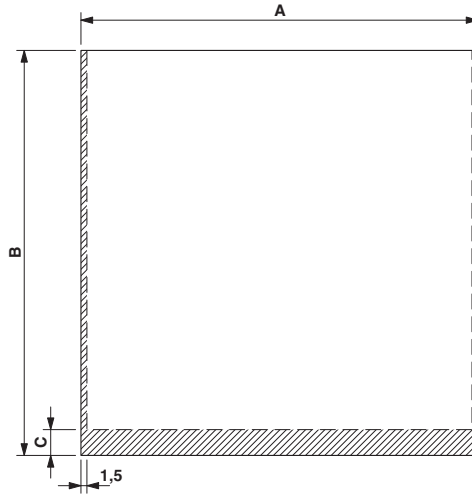
Dimension A: 138 mm; dimension B: 102 mm; dimension C: 125 mm

Dimensional drawing



Electronic housing - CM125-LG/H 35/BO BK - 2942904

Dimensional drawing



- PCB 1, 7: Dimension A: 122.5 mm; B: 124.8 mm; C: 0 mm
- PCB 8, 13: Dimension A: 100.0 mm; B: 124.8 mm; C: 6.5 mm
- PCB 9-12: Dimension A: 100.0 mm; B: 124.8 mm; C: 0 mm

Schematic diagram

