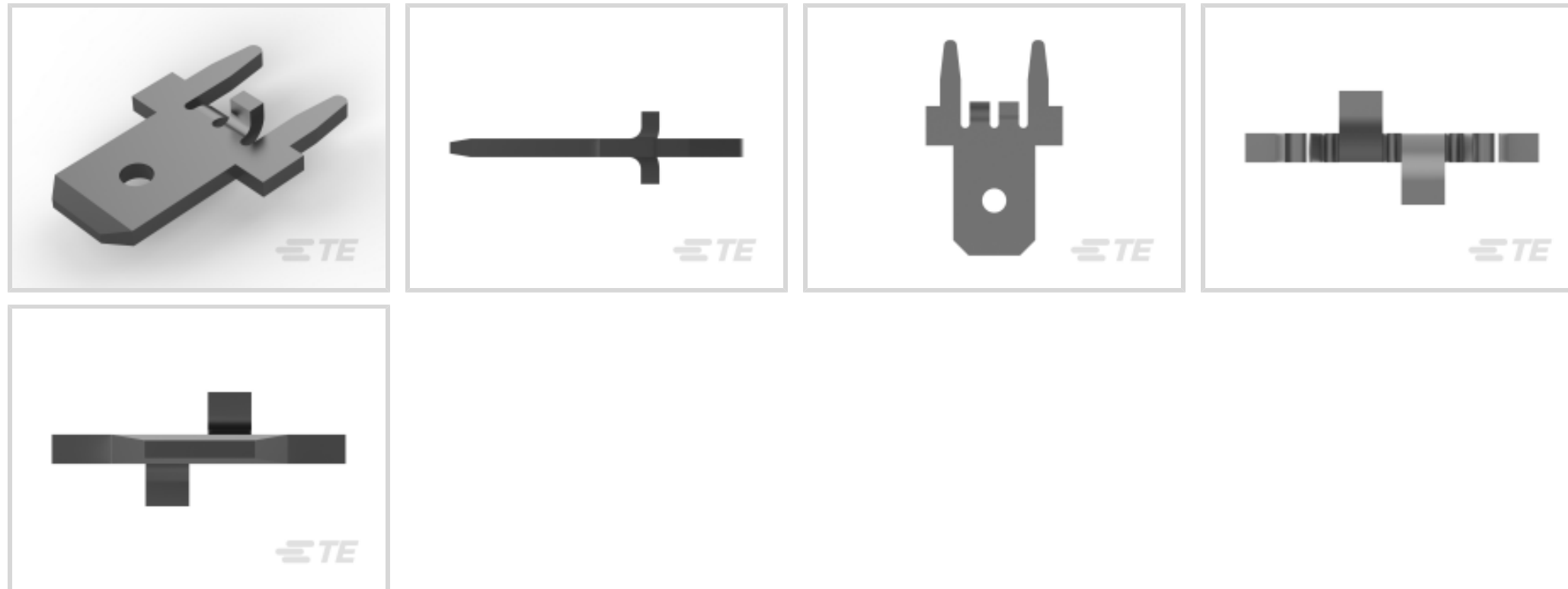




Terminals & Splices > PCB Terminals



PCB Terminal Type: **Tab**

PCB Thickness (Recommended): 1.57 mm [.062 in]

Mating Tab Width: 4.75 mm [.187 in]

Mating Tab Thickness: .81 mm [.032 in]

PCB Hole Diameter: 1.32 mm [.052 in]

Features

Contact Features

PCB Contact Termination Area Plating Material Thickness	3.81 μm[150 μin]
Contact Underplating Material Thickness	1.27 μm, 2.54 μm[50 μin][100 μin]
Contact Mating Area Plating Material Thickness	3.81 μm[150 μin]
PCB Terminal Type	Tab
Mating Tab Width	4.75 mm[.187 in]
Mating Tab Thickness	.81 mm[.032 in]
Terminal Plating Material	Tin
Contact Underplating Material	Brass
Terminal Size	4.75
Terminal Orientation	Straight

Termination Features

Termination Method to Printed Circuit Board	Through Hole - Solder
Product Terminates To	Printed Circuit Board

Mechanical Attachment



Wire Insulation Support	With
-------------------------	------

Dimensions

Extension Below Board	3.81 mm[.15 in]
Terminal Material Thickness	.81 mm[.032 in]
PCB Thickness (Recommended)	1.57 mm[.062 in]
PCB Hole Diameter	1.32 mm[.052 in]
Profile Height from PCB	8.63 mm[.344 in]

Usage Conditions

Insulation Option	Uninsulated
Operating Temperature Range	-30 – 110 °C[-22 – 230 °F]

Packaging Features

Packaging Quantity	10000
Packaging Method	Reel

Other

Terminals & Splices Comment	Insertion equipment available.
-----------------------------	--------------------------------

Product Compliance

[For compliance documentation, visit the product page on TE.com>](#)















EU RoHS Directive 2011/65/EU	Compliant
EU ELV Directive 2000/53/EC	Compliant
China RoHS 2 Directive MIIT Order No 32, 2016	No Restricted Materials Above Threshold
EU REACH Regulation (EC) No. 1907/2006	Current ECHA Candidate List: JUNE 2023 (235) Candidate List Declared Against: JAN 2023 (233) Does not contain REACH SVHC
Halogen Content	Low Halogen - Br, Cl, F, I < 900 ppm per homogenous material. Also BFR/CFR/PVC Free
Solder Process Capability	Wave solder capable to 265°C

Product Compliance Disclaimer

This information is provided based on reasonable inquiry of our suppliers and represents our current actual knowledge based on the information they provided. This information is subject to change. The part numbers that TE has identified as EU RoHS compliant have a maximum concentration of 0.1% by weight in homogenous materials for lead, hexavalent chromium, mercury, PBB, PBDE, DBP, BBP, DEHP, DIBP, and 0.01% for cadmium, or qualify for an exemption to these limits as defined in the Annexes of Directive 2011/65/EU (RoHS2). Finished electrical and electronic equipment products will be CE marked as required by Directive 2011/65/EU. Components may not be CE marked. Additionally, the part

numbers that TE has identified as EU ELV compliant have a maximum concentration of 0.1% by weight in homogenous materials for lead, hexavalent chromium, and mercury, and 0.01% for cadmium, or qualify for an exemption to these limits as defined in the Annexes of Directive 2000/53/EC (ELV). Regarding the REACH Regulation, the information TE provides on SVHC in articles for this part number is based on the latest European Chemicals Agency (ECHA) 'Guidance on requirements for substances in articles' posted at this URL: <https://echa.europa.eu/guidance-documents/guidance-on-reach>

Compatible Parts

 <p>TE Part # 1217332-1 187 FASTON,PCB TAB,TCBR</p>	 <p>TE Part # 63525-1 187 FASTON TAB TPBR</p>	 <p>TE Part # 1217124-1 187 FASTON,PCB TAB,TNBR</p>	 <p>TE Part # 63823-1 187 FASTON TAB TPBR</p>
 <p>TE Part # 1217127-1 250 FASTON,PCB TAB,TPBR</p>	 <p>TE Part # 63862-1 250 FASTON TAB TPBR</p>	 <p>TE Part # 1217126-1 250 FASTON,PCB TAB,TPBR</p>	 <p>TE Part # 1217539-1 250 FASTON,PCB TAB,TCBR</p>
 <p>TE Part # 63603-1 187 FASTON TAB TPBR</p>	 <p>TE Part # 1217062-1 187 FASTON,FLAG,PCB TAB,TNBR</p>	 <p>TE Part # 1217125-1 250 FASTON,PCB TAB,TPBR</p>	 <p>TE Part # 1742361-1 187 FASTON,PCB TAB,TPBR</p>
 <p>TE Part # 1217124-3 187 FASTON,PCB TAB,TNBR</p>	 <p>TE Part # 63838-1 187 FASTON TAB TPBR</p>		

Also in the Series | **FASTON 187**



Crimp Terminal Housings(42)



Insertion & Extraction Tools(1)



Joints & Splices(1)



PCB Terminals(42)




Quick Disconnects(209)

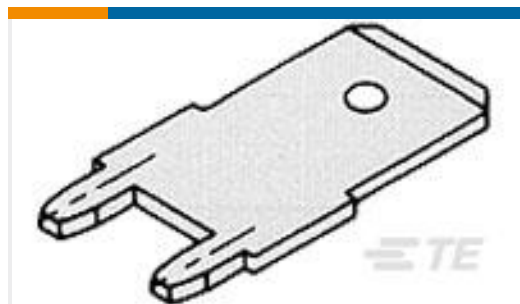


Splices(1)

Customers Also Bought



TE Part #1-1123723-7
3.96 EP HDR ASSY 7P(NATURAL)




TE Part #1217566-1
250 FASTON,PCB TAB,TCBR



TE Part #9-2176093-0
RP 2A 0.25W 88K7 0.1% 25PPM 1K RL



TE Part #3-2176326-4
CRGP 0603 5K6 1%



TE Part #8807794001
CGPT-12/4-X-SP



TE Part #1217861-2
250 FASTON,PCB TAB,TCBR



TE Part #1986712-4
SCREWLESS, SW,4P,5.08 PCB



TE Part #5-1879207-0
RN 0603 499K 0.1% 10PPM 1K RL



TE Part #2-1423091-1
T9AV1L22-12

Documents



Product Drawings

[187 FASTON,PCB TAB,TNBR](#)

English

CAD Files

[3D PDF](#)

3D

Customer View Model

[ENG_CVM_CVM_1217133-1_H_c-1217133-1-h.2d_dxf.zip](#)

English

Customer View Model

[ENG_CVM_CVM_1217133-1_H_c-1217133-1-h.3d_igs.zip](#)

English

Customer View Model

[ENG_CVM_CVM_1217133-1_H_c-1217133-1-h.3d_stp.zip](#)

English

By downloading the CAD file I accept and agree to the [Terms and Conditions](#) of use.

Datasheets & Catalog Pages

[FASTON PCB Tabs and Receptacles](#)

English

Product Specifications

[Application Specification](#)

English

[Wire Preparation And Crimp Inspection Guide](#)

English

Product Environmental Compliance

[MD_1217133-1_03302018817_dmtec](#)

English

[MD_1217133-1_03302018817_dmtec](#)

English

Agency Approvals

[CSA Certificate](#)

English

[CSA Certificate](#)

English