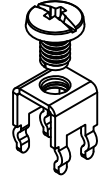
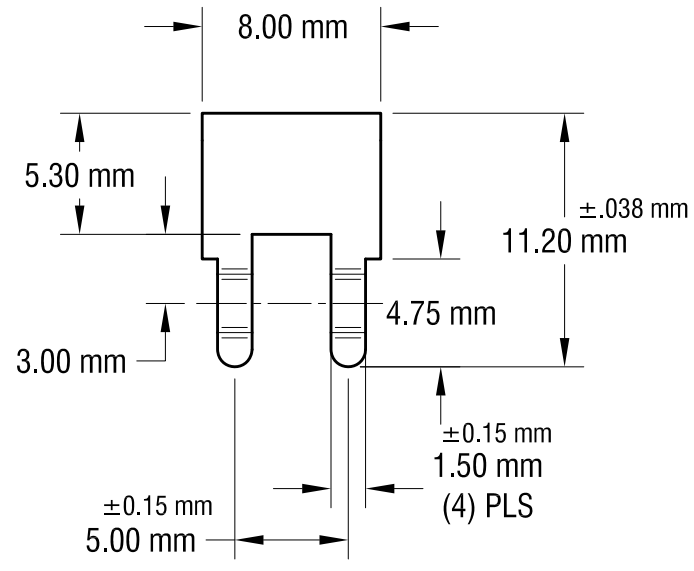
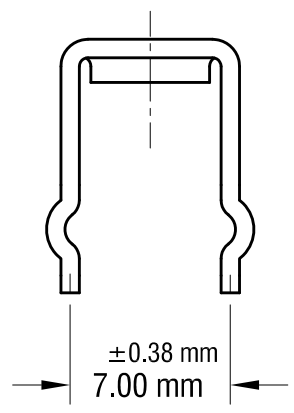
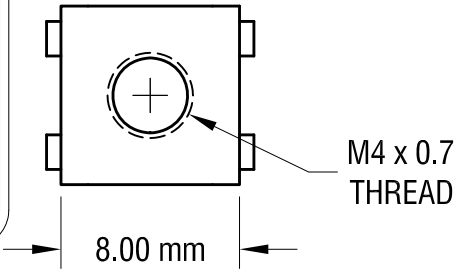
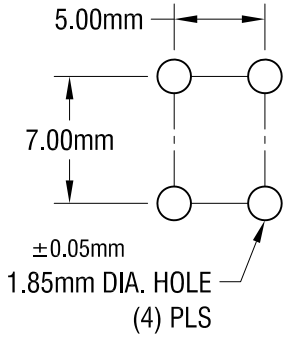


THIS DOCUMENT IS THE PROPERTY OF KEYSTONE ELECTRONICS CORP. AND SHALL NOT BE REPRODUCED, DISTRIBUTED OR USED AS A BASIS FOR MANUFACTURE WITHOUT PRIOR WRITTEN PERMISSION FROM KEYSTONE ELECTRONICS CORP.

**ACTUAL SIZE**



**MOUNTING DETAIL**



**NOTE:**

- 1. TERMINAL:  
 MAT'L - 0.81mm TH'K BRASS, MATTE TIN PLATE  
 SCREW : ONE (1) M4 x 0.7 x 6.35mm L.  
 (SUPPLIED LOOSE)  
 MAT'L - BRASS, NICKEL PLATE  
 HEAD OF SCREW IS POWDER COATED  
 WITH COLOR AS INDICATED IN CHART.
- 2. ALL DIMENSIONS ARE IN MILLIMETERS.

**PC SCREW TERMINAL WITH COLORED SCREW HEAD**

PART NO.	HEAD COLOR	PART NO.	HEAD COLOR
7796-2	RED	7796-5	BLUE
7796-3	BLACK	7796-6	GREEN
7796-4	WHITE	7796-7	YELLOW

**KEYSTONE ELECTRONICS CORP.**

www.keyelco.com • ASTORIA, N.Y. 11105-2017 • Tel (718) 956-8900

PART NAME			
PC METRIC SCREW TERMINAL			
MATERIAL			
AS NOTED			
FINISH		DRN BY	DATE
AS NOTED		NT	6.03.15
		APP'D	SCALE
		LN	3X
TOLERANCES	INCH [MM]	CODE	DWG NO.
DECIMAL	± [± 0.25]	C	7796-2 - 7796-7
ANGULAR	± 1°		
UNLESS OTHERWISE SPECIFIED			

DATE	DESCRIPTION	REV.