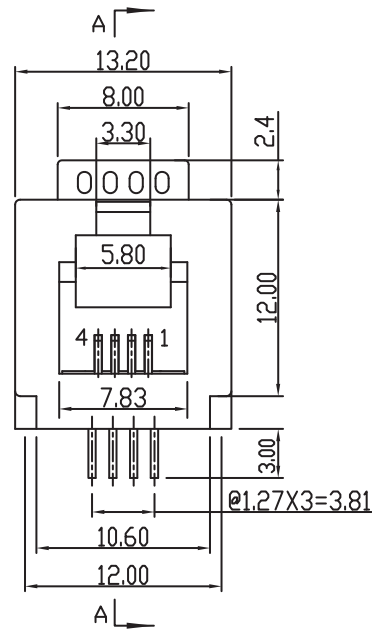
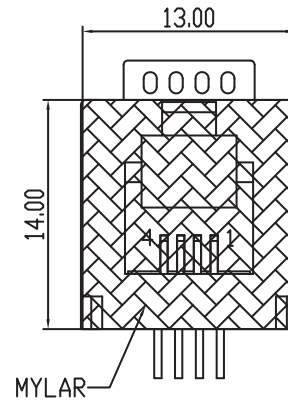
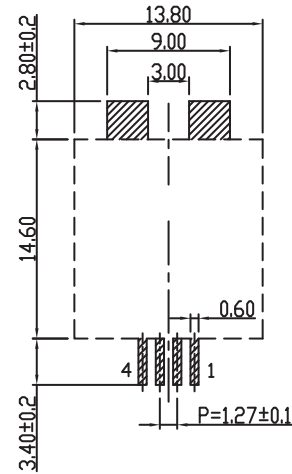


SECTION A-A



PCB LAYOUT - COMPONENT VIEW



TECHNICAL CHARACTERISTICS

MATERIAL
 INSULATOR: LCP
 FLAMABILITY RATING: UL94-V0
 COLOR: BLACK
 CONTACT MATERIAL: COPPER ALLOY
 CONTACT TYPE: STAMPED
 CONTACT PLATING: SELECTIVE GOLD ON CONTACT AREA; TIN ON SOLDERING TAILS
 QUALITY CLASS: 500 MATING CYLCES

ENVIRONMENTAL
 OPERATING TEMPERATURE: -40°C UP TO +85°C
 COMPLIANCE: LEAD FREE AND ROHS

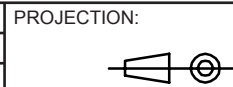
ELECTRICAL
 CURRENT RATING: 1.5A
 WORKING VOLTAGE: 120V AC
 INSULATION RESISTANCE: >500 MΩ
 WITHSTANDING VOLTAGE: 1000 VAC/min
 CONTACT RESISTANCE: 20 mΩ max

STANDARD
 CERTIFIED: E324776

SOLDERING
 JEDEC LEAD FREE REFLOW SOLDERING PROCESS

PACKAGING
 TAPE & REEL WITH MYLAR

RoHS Compliant			
G			
F			
E			
D			
C			
B			
A	29-JUL-14	PDF	AS
REV	DATE	FILE	BY



APPROVAL: RJ

GENERAL TOLERANCE
 .X = +/- 0.3
 .XX = +/- 0.20

UNIT: MM
 SCALE:
 SHEET: 1/1
 DRAW: AS



DESCRIPTION: VERTICAL PLASTIC MODULAR JACK SMT 4P4C TOP ENTRY

WERI PART NO: 634 104 149 621

SIZE
A4

1

2

3

4

5

Cautions and Warnings:

This electronic component is designed and developed with the intention for use in general electronics equipments.

Before incorporating the components into any equipments in the field such as aerospace, aviation, nuclear control, submarine, transportation, (automotive control, train control, ship control), transportation signal, disaster prevention, medical, public information network etc. where higher safety and reliability are especially required or if there is possibility of direct damage or injury to human body, Würth Elektronik must be asked for a written approval.

In addition, even electronic component in general electronic equipments, when used in electrical circuits that require high safety, reliability functions or performance, the sufficient reliability evaluation-check for the safety must be performed before by the user before usage.

A

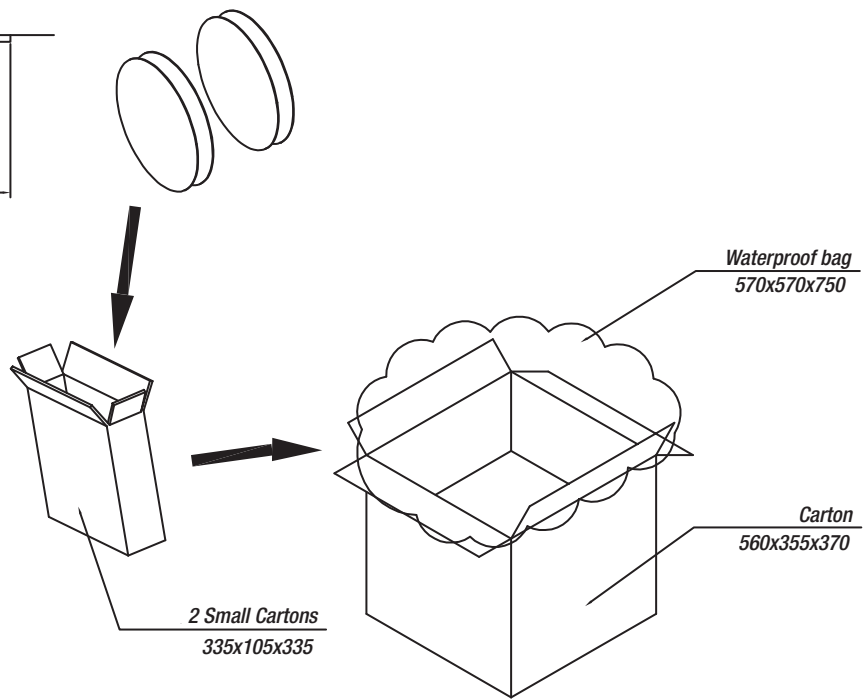
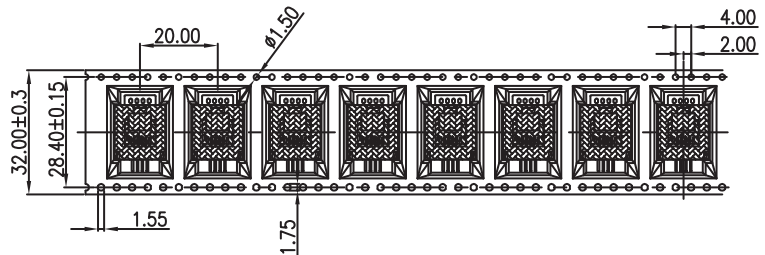
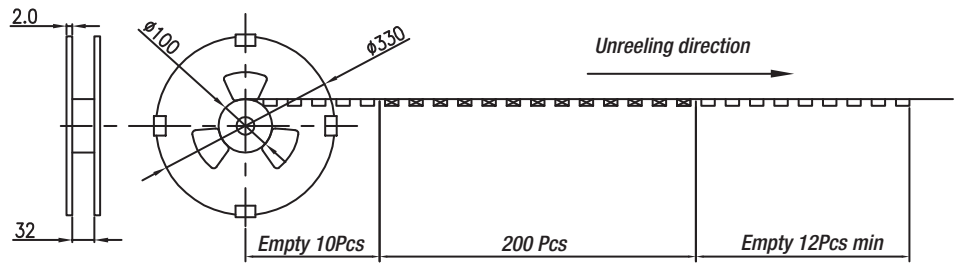
B

C

RoHS Compliant

G				PROJECTION: 	GENERAL TOLERANCE .X = +/- 0.2 .XX = +/- 0.15		
F							
E							
D							
C				APPROVAL: JC	UNIT: MM	DESCRIPTION: DISCLAIMER	SIZE A4
B					SCALE:		
A	10-SEP-14	PDF	QL		SHEET: 1/1	WERI PART NO: DISCLAIMER	
REV	DATE	FILE	BY		DRAW: QL		

D



200pcs/reel
10 reels/Carton
2000pcs/Carton

RoHS Compliant				PROJECTION: 	GENERAL TOLERANCE .X = +/- 0.2 .XX = +/- 0.15		DESCRIPTION: VERTICAL PLASTIC MODULAR JACK SMT 4P4C TOP ENTRY	SIZE A4
G								
F								
E								
D				APPROVAL: RJ	UNIT: MM	WERI PART NO: 634 104 149 621		
C					SCALE:			
B					SHEET: 1/1			
A	23-JUL-14	PDF	AS		DRAW: AS			
REV	DATE	FILE	BY					