

AC axial fan

straight blades (A series)



ebm-papst Mulfingen GmbH & Co. KG

Bachmühle 2
74673 Mulfingen
Phone: +49 7938 81-0
Fax: +49 7938 81-110
www.ebmpapst.com
info1@de.ebmpapst.com

Nominal data

Type	A4D315-AC20-02						
Motor	M4D068-EC						
Phase		3~	3~	3~	3~	3~	3~
Nominal voltage	[V]	230	230	230	400	400	400
Connection		D	D	D	Y	Y	Y
Frequency	[Hz]	50	60	60	50	60	60
Type of data definition		rfa	rfa	rfa	rfa	rfa	rfa
Valid for approval / standard		CE	CE	UL	CE	CE	UL
Speed	[min ⁻¹]	1400	1590	1590	1400	1590	1590
Power input	[W]	78	115	120	78	115	115
Current draw	[A]	0,33	0,37	0,37	0,19	0,21	0,21
Max. back pressure	[Pa]	150	150	150	150	150	150
Max. ambient temperature	[°C]	80	60	60	80	60	60
Air flow	[m ³ /h]	1990	2260	2260	1990	2260	2260
Back pressure	[Pa]	0	0	0	0	0	0
Sound pressure level	[dB(A)]	65	68	68	65	68	68

ml = max. load · me = max. efficiency · rfa = running at free air · cs = customer specs · cu = customer unit
Subject to alterations

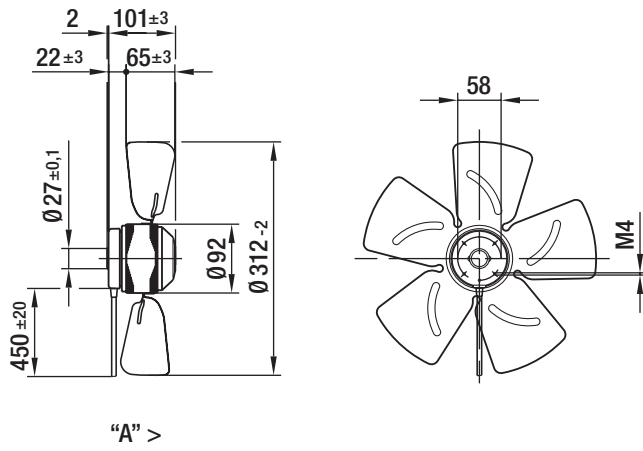
AC axial fan

straight blades (A series)

Technical features

Size	315 mm
Operation mode	Continuous operation (S1)
Direction of rotation	Clockwise, seen on rotor
Direction of air flow	"A"
Insulation class	"B"
Cable exit	Lateral
Bearing motor	Ball bearing
Mass	2.8 kg
Material of impeller	Sheet steel, coated in black
Number of blades	5
Type of protection	IP 44 - depending on position
Protection class	I
Approval	CCC

Product drawing

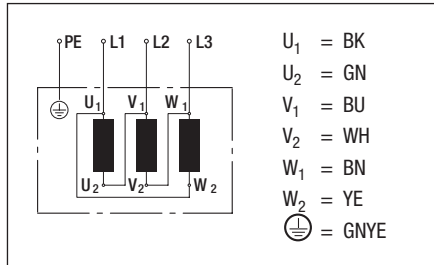


AC axial fan

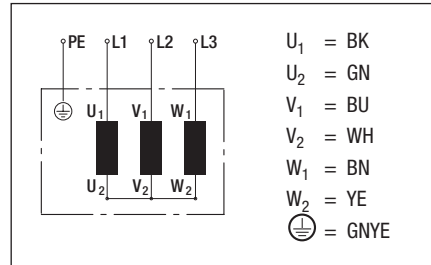
straight blades (A series)

Connection screen

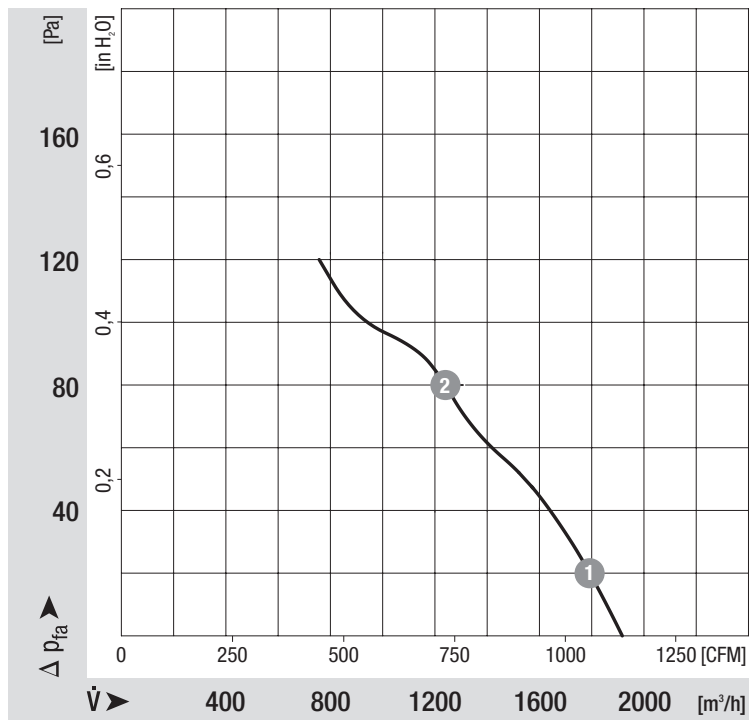
Delta (3~ 230 VAC)



Star (3~ 400 VAC)



Charts: Air flow 50 Hz



Measured values

	n	P ₁	I
	[min ⁻¹]	[W]	[A]
1	1390	82	0.19
2	1370	95	0.20

Charts: Air flow 60 Hz

