

2JF0383P

5GNR Flexible Polymer Adhesive Mount

Key Features

5GNR

- 617-960 MHz
- 1427-2690 MHz
- 3300-5000 MHz
- 5150-5925 MHz

Self-Adhesive

Ultra Wideband

High Performance

Flexible Material

Ground Plane Independent

Dimensions 152.4 × 35 × 0.2 mm

Customizable Cable and Connector



1. Antenna and electrical specifications

Parameters	5G NR Antenna			
Technologies	5G, 4G, 3G and 2G			
Standards	5G NR/4G LTE/FirstNet/CBRS/LPWA/CAT-X/CAT-Mx/CAT-NBx/NB-IoT/3G/2G			
Frequency (MHz)	617-960	1427-2690	3300-5000	5150-5925
Band (MHz)	600, 700, 850, 900	1500, 1600, 1700, 1800, 1900, 2000, 2100, 2300, 2500, 2600	3300, 3500, 3600, 3700, 4500	5200, 5500, 5800
5G NR Bands	n5, n8, 12, n20, n28, n71, n81, n82, n83,	n1, n2, n3, n7, n25, n34, n38, n39, n40, n41, n50, n51, n66, n70, n74, n75, n76, n80, n84, n86	n77, n78, n79	
4G LTE Bands	B5, B6, B8, B12, B13, B14, B17, B18, B19, B20, B26, B27, B28, B29, B44, B67, B68, B71, B85	B1, B2, B3, B4, B7, B9, B10, B11, B21, B23, B24, B25, B30, B32, B33, B34, B35, B36, B37, B38, B39, B40, B41, B45, B50, B51, B65, B66, B69, B70, B74, B75, B76	B22, B42, B43, B48, B49, B52	B46, B47, B252, B255
3G CELL Bands	B5, B6, B8, B12, B13, B14, B19, B20, B26	B1, B2, B3, B4, B7, B9, B10, B11, B21, B25, B32, B33, B34, B35, B36, B37, B38, B39, B40	B22	
2G CELL Bands	710, 750, 810T, 850, 900P, 900E, 900R	1800DCS, 1900PCS		
CDMA CELL Bands	BC0, BC2, BC3, BC7, BC9, BC10, BC12, BC18, BC19	BC1, BC4, BC6, BC8, BC13, BC14, BC15, BC16, BC20, BC21		
Return Loss (dB)	~-8.0	~-11.6	~-8.7	~-7.8
VSWR	~2.6:1	~1.9:1	~2.3:1	~2.5:1
Efficiency (%)	~60.0	~67.8	~52.9	~50.4
Peak Gain (dBi)	~2.0	~2.8	~3.3	~5.3
Average Gain (dB)	~-2.4	~-1.7	~-2.8	~-3.4
Impedance (Ohm)	50			
Polarisation	Linear			
Radiation Pattern	Omni-Directional			
Max. Input Power (W)	25			
Connector Type	U.FL Standard (Other Connectors Available)			
Cable Length	180mm Standard (Any Cable Length Available)			
Cable Type	1.37mm Mini-Coax Standard (Other Cables Available)			

Antenna Measurement Conditions:

Mounted on 30 x 30 x 0.25 cm ABS Plate

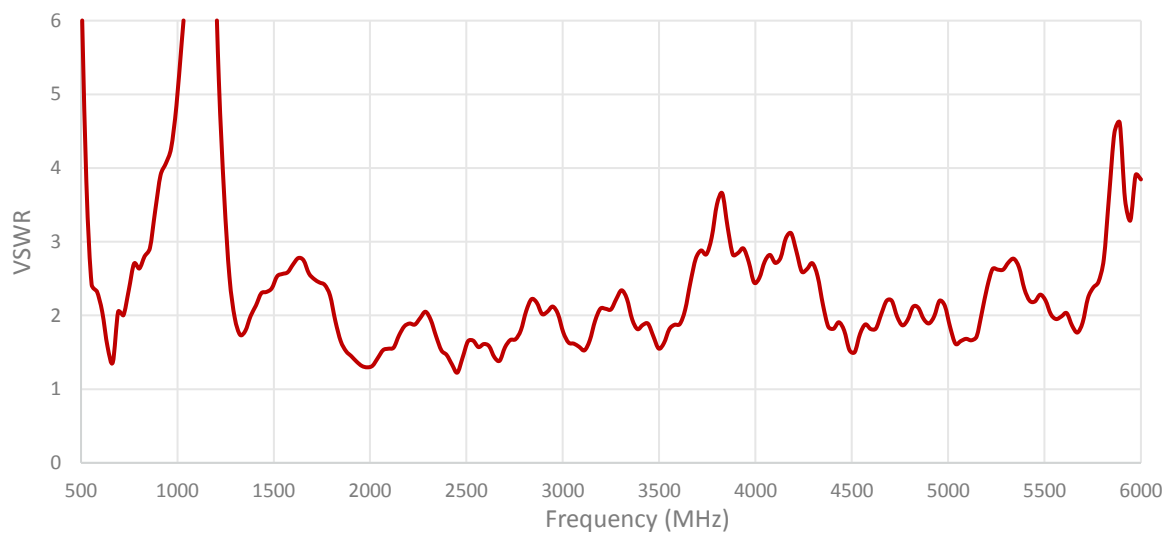
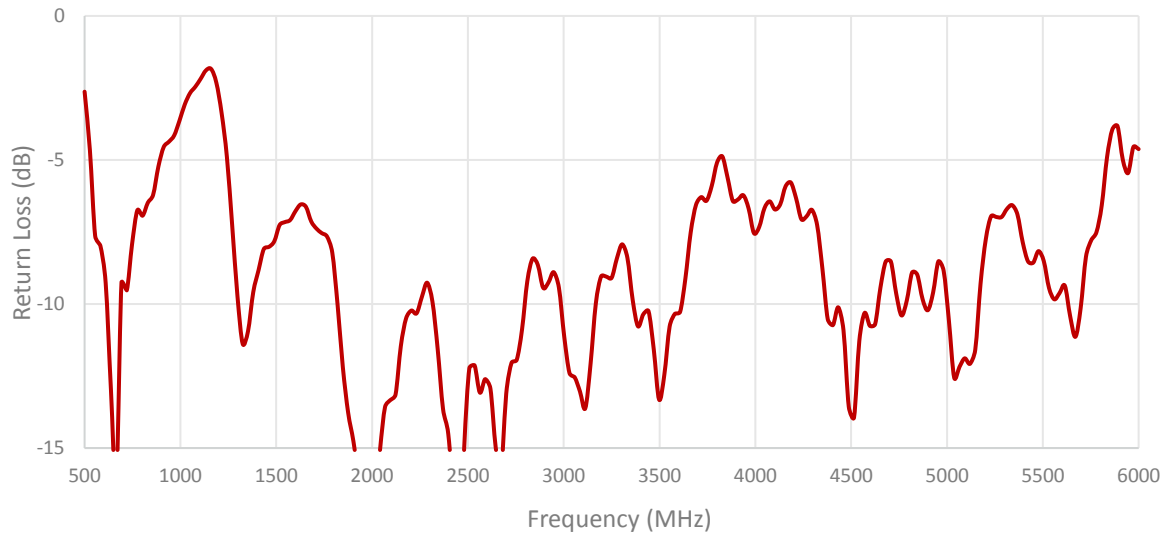
180 mm of 1.37 mm Mini-Coax Cable

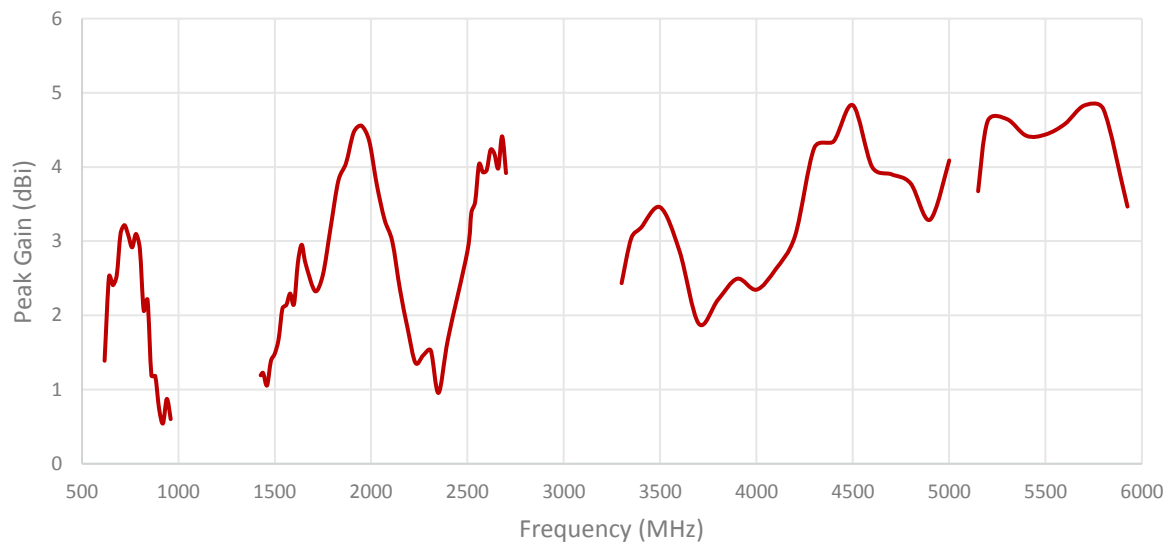
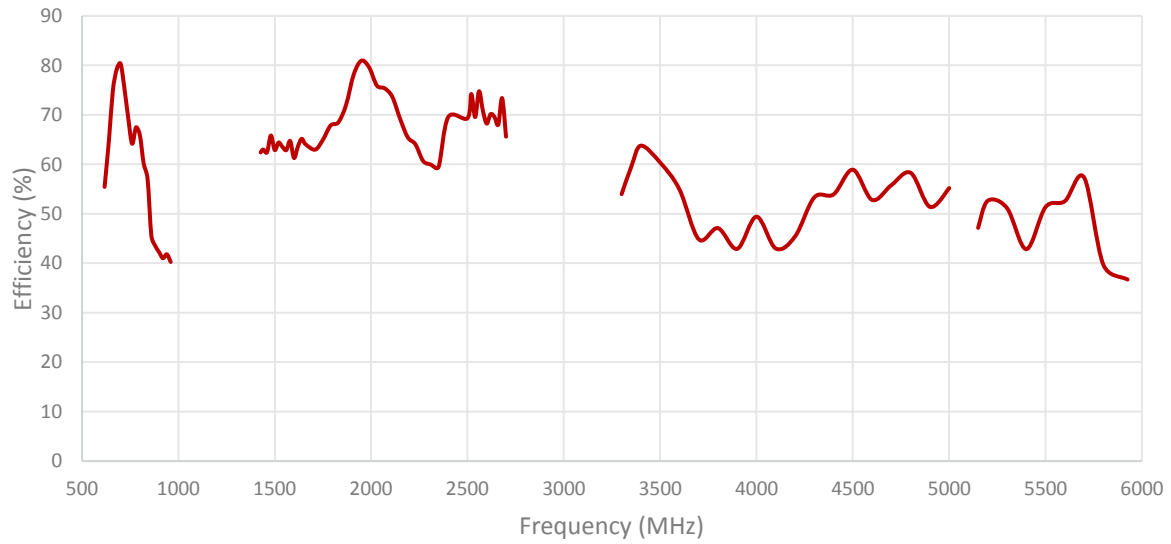
Measured in Certified CTIA 3D Anechoic Chamber

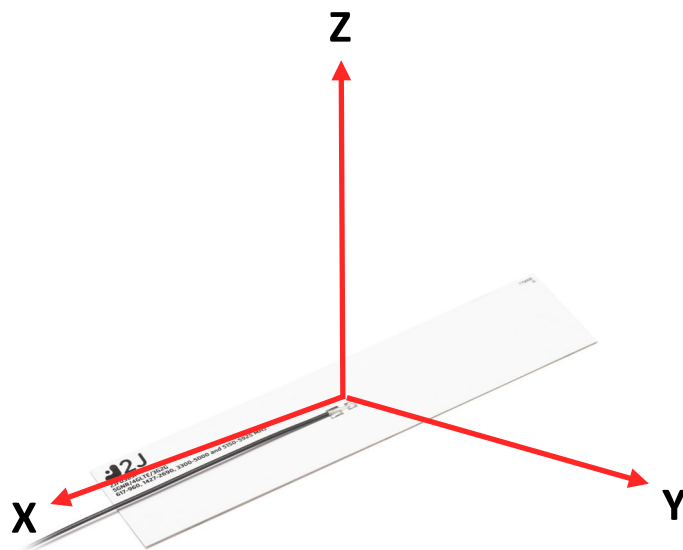
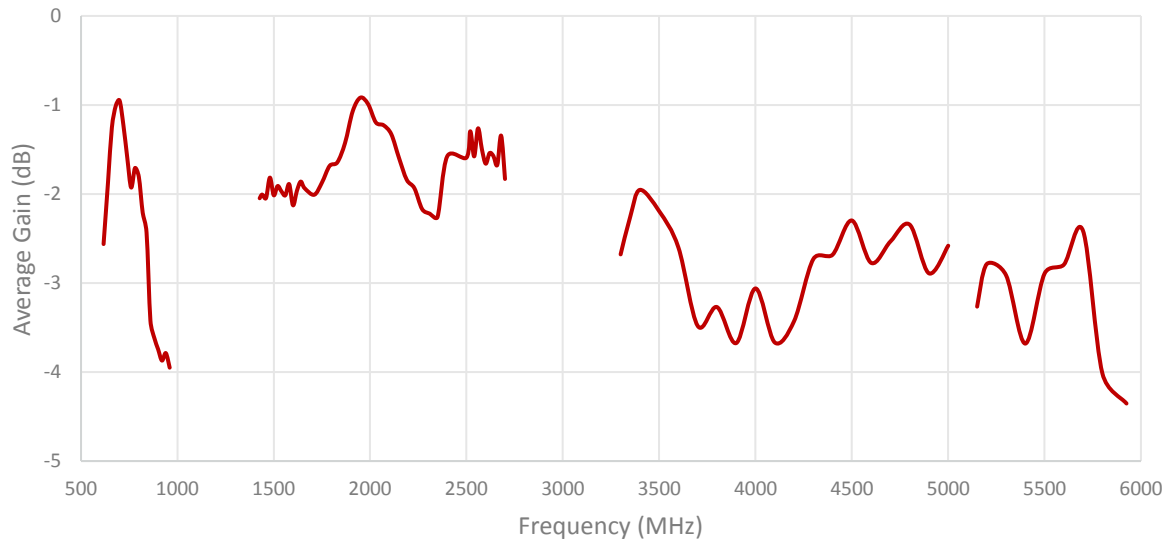
2. Mechanical and environmental specifications

Specifications	2JF0383P
Mounting Type	Adhesive Mount
Dimensions (mm)	152.4 × 35 × 0.2
Material	Flexible Polymer
Radome color	White
Operating Temperature (C)	-40 to +85
Storage Temperature (C)	-40 to +85
Substance Compliance	RoHS

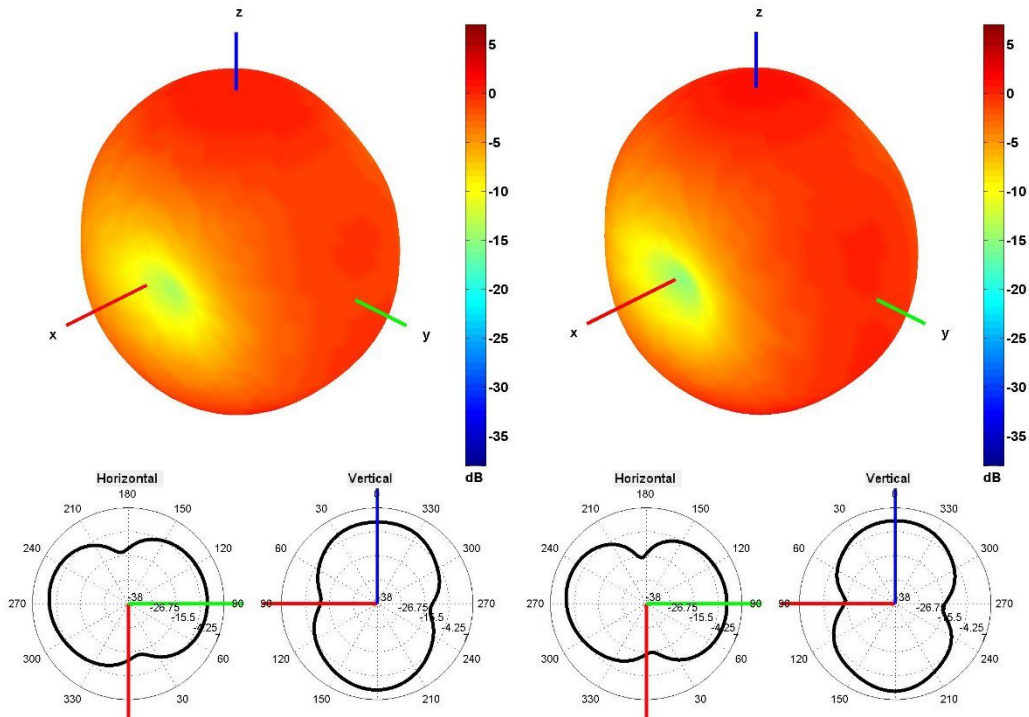
3. Antenna parameters



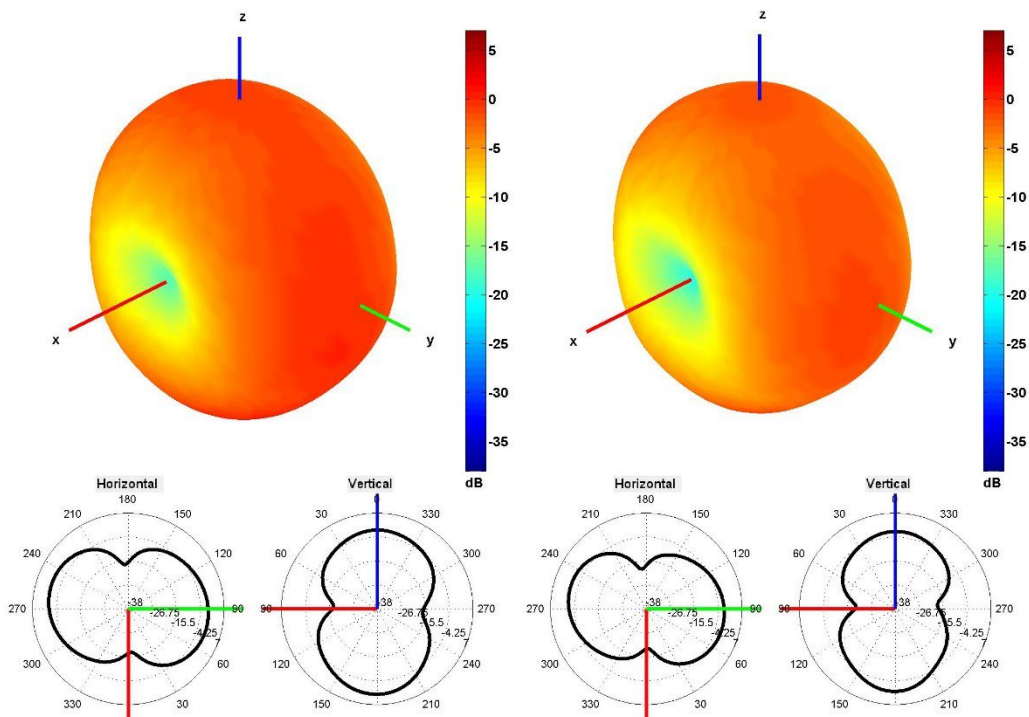




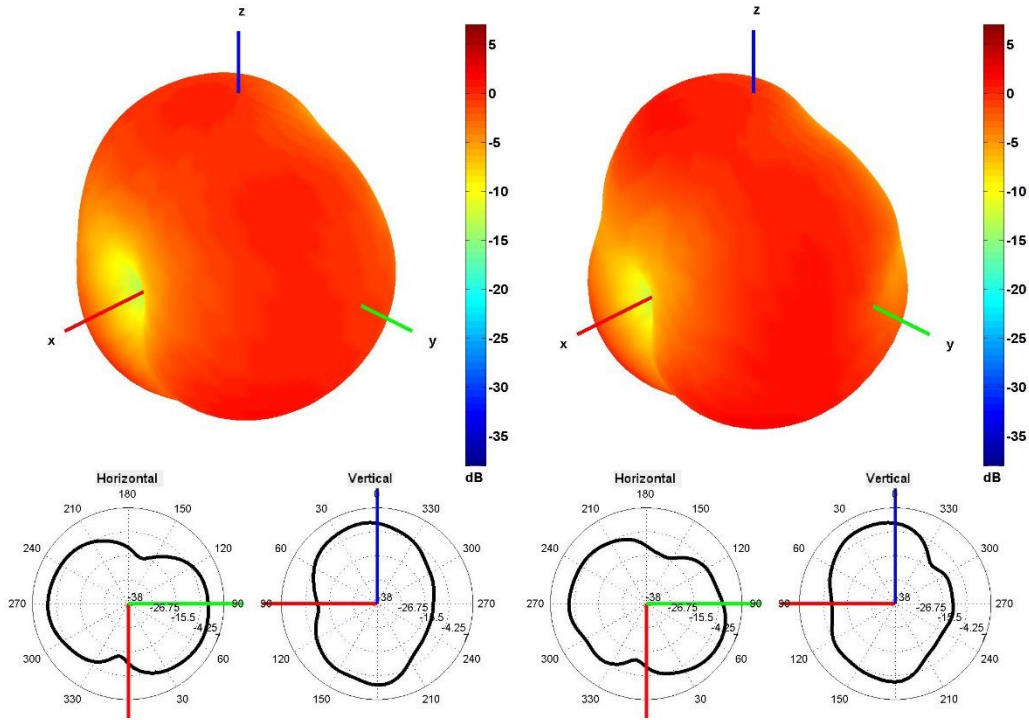
Radiation pattern reference



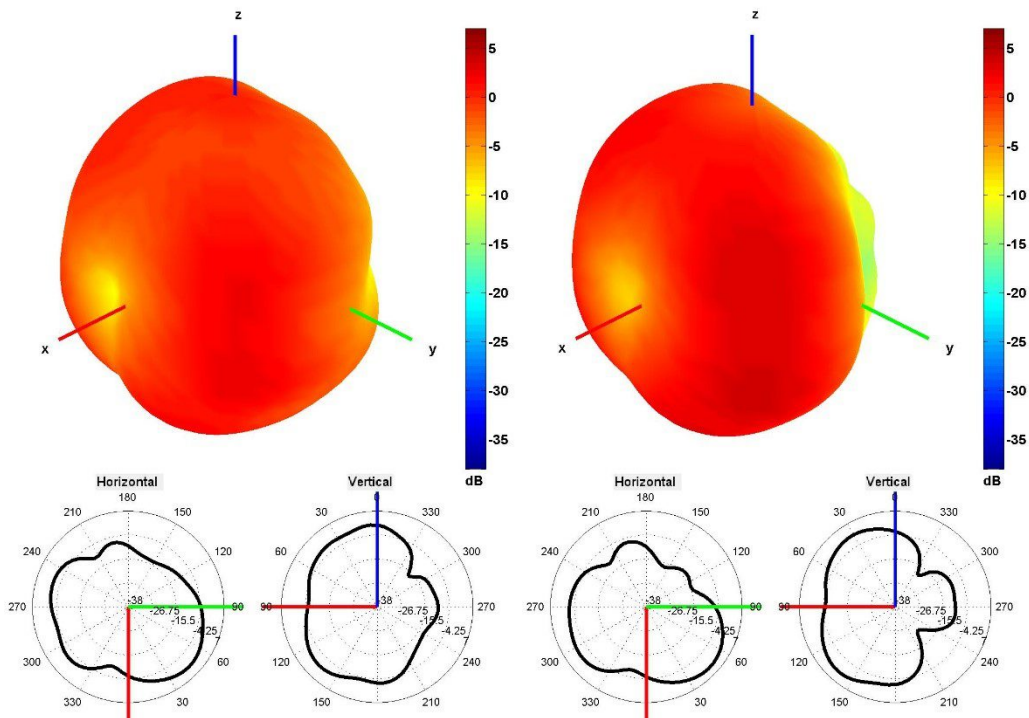
650 and 750 MHz Radiation pattern



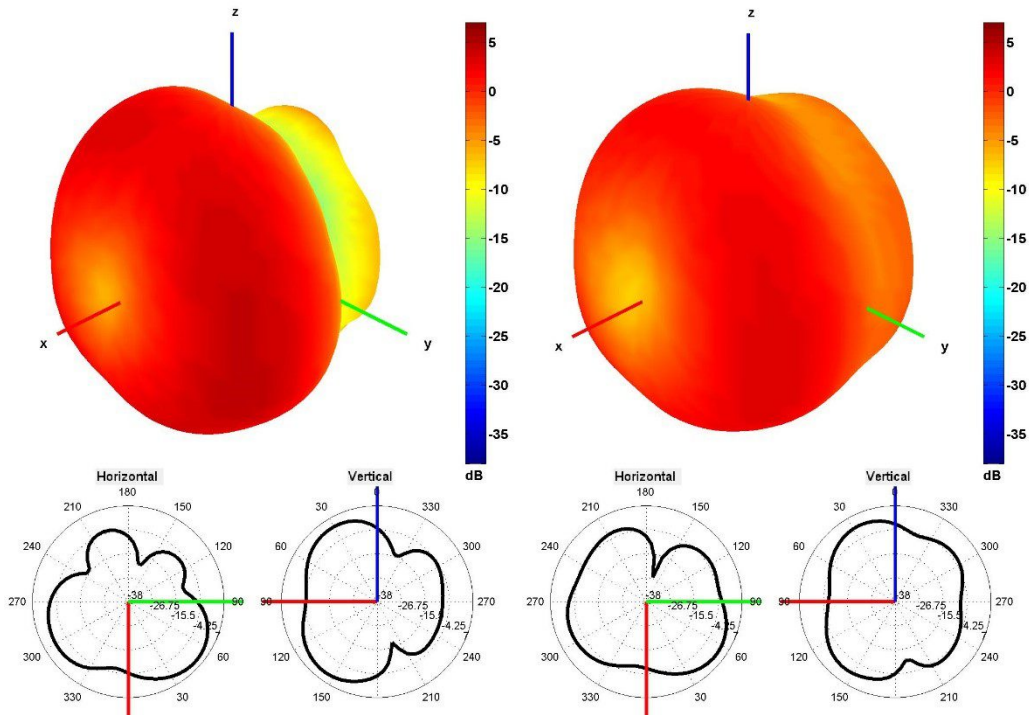
850 and 940 MHz Radiation pattern



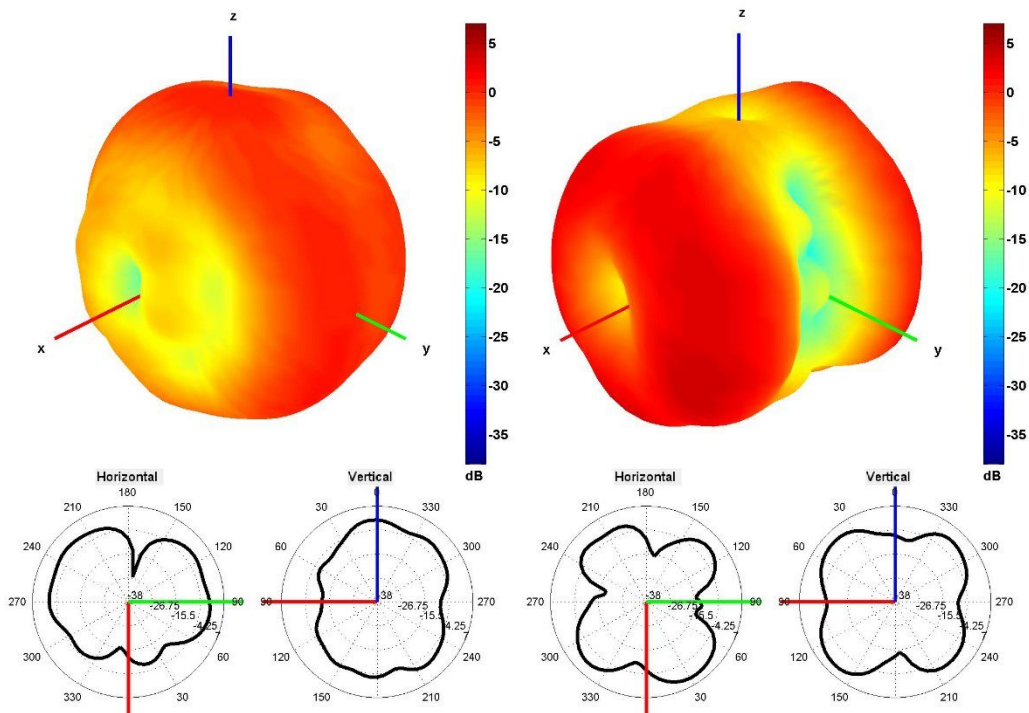
1500 and 1600 MHz Radiation pattern



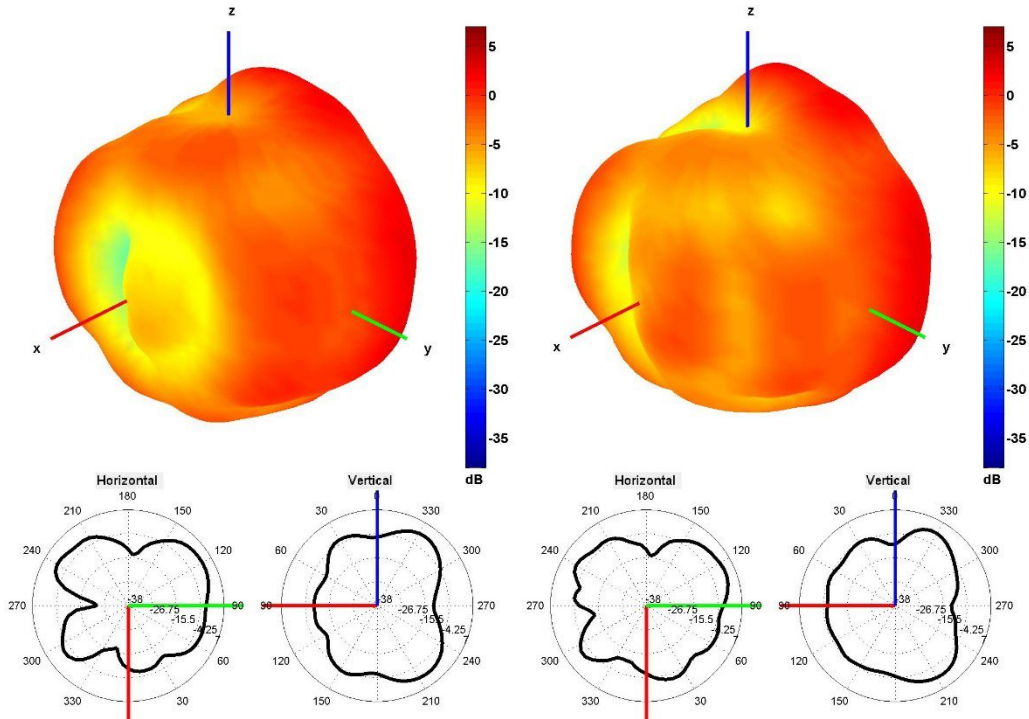
1750 and 1850 MHz Radiation pattern



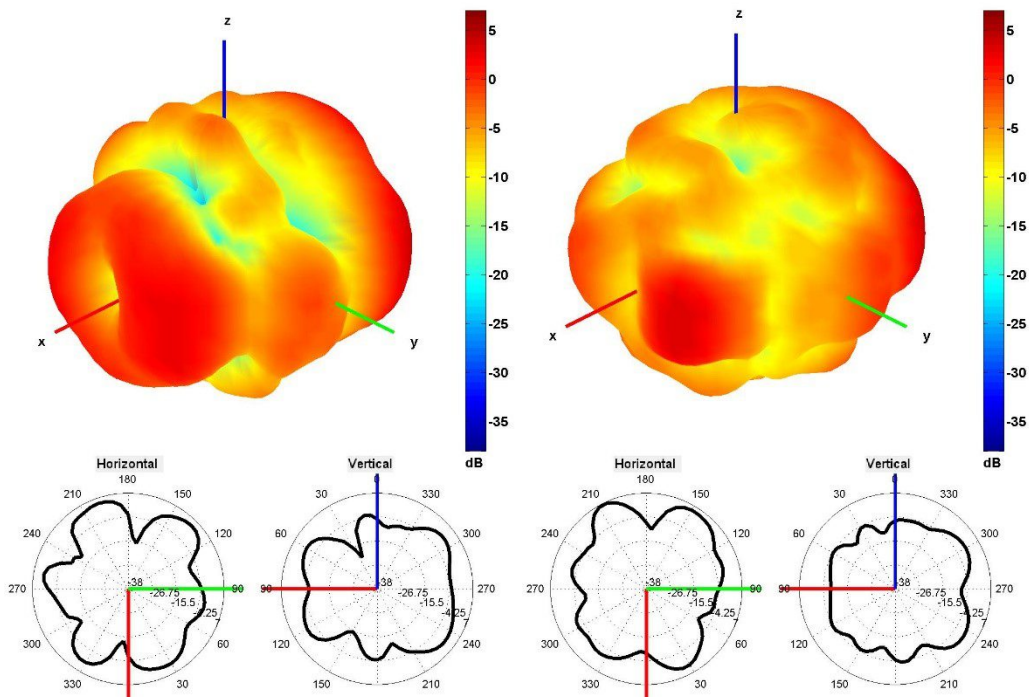
1950 and 2100 MHz Radiation pattern



2350 and 2600 MHz Radiation pattern



3350 and 3600 MHz Radiation pattern



4500 and 5500 MHz Radiation pattern

5. Antenna Images

