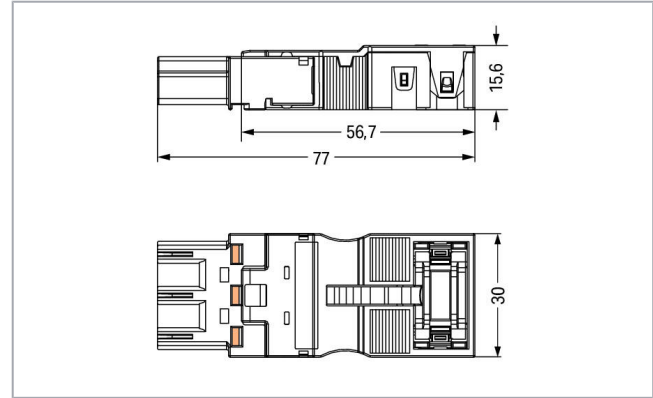



Data sheet | Item number: 770-213/035-000

Plug; with strain relief housing; 3-pole; Cod. A; 4,00 mm²; black

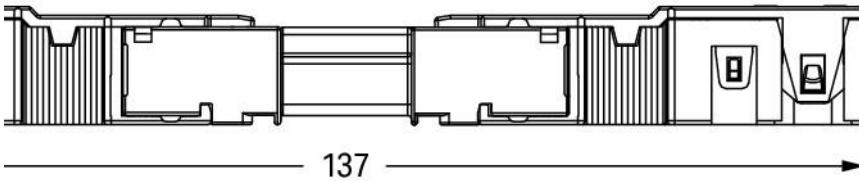
www.wago.com/770-213/035-000



RoHS
Compliant ✓

[BOMcheck.net](https://www.bomcheck.net)

Color: ■



Overall length when mated

Item description

- Protected against mismatching and maintenance-free
- Push-in CAGE CLAMP® spring pressure connection technology allows solid conductors to be simply pushed into a unit.
- Two wire connections per pole for loops or bridges
- Additional variable coding is possible.

Subject to changes. Please also observe the further product documentation!

WAGO Kontakttechnik GmbH & Co. KG
Hansastr. 27
32423 Minden
Phone: +49571 887-0 | Fax: +49571 887-169
Email: info.de@wago.com | Web: www.wago.com

Do you have any questions about our products?
We are always happy to take your call at +49 (571) 887-44222.

Data

Electrical data

Note on contact resistance	approx. 1 mΩ of contact resistance approx. 0.25 mΩ contact transition plug/socket
----------------------------	---

Ratings per IEC/EN

Ratings per	IEC/EN 60664-1
Nominal voltage (III/3)	250 V
Rated surge voltage (III/3)	4 kV
Rated current	25 A
Legend (ratings)	(III / 3) ≙ Overvoltage category III / Pollution degree 3

Ratings per UL

Hinweis für den amerikanischen Markt	Application note for the U.S. market (USR): Some versions may also be used for current interruption in accordance with the UL certificate in select applications with currents below 16 A and voltages up to 600 V. For further information, please contact your local sales office.
Rated voltage UL 1977	600 V
Rated current UL 1977	23 A

Connection data

Connection technology	Push-in CAGE CLAMP®
Actuation type	Operating tool Push-in
Nominal cross-section	4 mm ²
Solid conductor	0.5 ... 4 mm ² / 20 ... 12 AWG
Solid conductor; push-in termination	1.5 ... 4 mm ² / 16 ... 12 AWG
Stranded conductor	0.5 ... 2.5 mm ² / 20 ... 14 AWG
Fine-stranded conductor	0.5 ... 4 mm ² / 20 ... 12 AWG
Fine-stranded conductor; with insulated ferrule	0.25 ... 1.5 mm ² / 20 ... 16 AWG
Fine-stranded conductor; with uninsulated ferrule	0.25 ... 2.5 mm ² / 20 ... 14 AWG
Fine-stranded conductor; with ferrule; push-in termination	1.5 mm ² / 16 AWG
Strip length	9 mm / 0.35 inch
Note (strip length)	see also packaging or instructions
Pole No.	3
Total number of connection points	6

Subject to changes. Please also observe the further product documentation!



Total number of potentials	3
Ground function	with preceding ground contact
Connectable sheathed cable diameter	7 ... 11.5 mm
Conductor entry direction to mating direction	0°
Strip length (outer insulation)	48 mm

Physical data

Pin spacing	10 mm / 0.394 inch
Width	30 mm / 1.181 inch
Height	15.6 mm / 0.614 inch
Depth	77 mm / 3.031 inch

Mechanical data

Application	General mains applications
Coding	A
Marking	L N
Potential marking	L N
Mating force of a plug-in connection	approx. 20 ... 70 N (depending on pole number)
Retention force of a plug-in connection	Locked: > 80 N
Unmating force of a plug-in connection	Unlocked: approx. 20 ... 70 N (depending on pole number)
Number of mating cycles	200, without resistive load
Protection type	IP 2xD
Note on protection type	When mated and secured with a strain relief housing: IP2xC (These compact connectors are not designed for use in open, easily accessible areas!)
Suitable	for quick assembly

Plug-in connection

Contact type (pluggable connector)	Male connector/plug
Connector (connection type)	for conductor
Mismating protection	Yes
Note on mismating protection	All WINSTA [®] components are 100% protected against mismating when: a.) plugging different numbers of poles b.) plugging while rotated 180 c.) plugging while laterally staggered d.) plugging one pole
Locking lever	Can be retrofitted
Locking of plug-in connection	locking lever
Hinweis zur Verriegelung	All connectors for mounted installations (snap-in versions for

Subject to changes. Please also observe the further product documentation!



lighting fixtures or devices, all types of PCB and distribution connectors) are factory-equipped with locking levers to ensure plugs and sockets are securely locked. Additional locking levers are only required for flying leads (plug/socket).

Strain relief	Strain relief house, for quick assembly
---------------	---

Material data

Color	black
Insulation material	Polyamide (PA66)
Clamping spring material	Chrome nickel spring steel (CrNi)
Contact material	Copper or copper alloy (surface-treated)
Fire load	0.439 MJ
Strain relief color	black
Weight	18.1 g

Environmental requirements


Processing temperature	-5 ... +40 °C
Continuous operating temperature	-35 ... +85 °C
Note on continuous operating temperature	Insulating parts for temperatures ≤ 105 °C

Commercial data

Packaging type	BOX
Country of origin	DE
GTIN	4055143209151
Customs tariff number	85366990990












Approvals / Certificates

Ship Approvals

Logo	Approval	Additional Approval Text	Certificate name
	LR Lloyds Register	IEC 61984	02/20050 (E6)

Subject to changes. Please also observe the further product documentation!

Counterpart

	Item no.770-103 Socket; with strain relief housing; 3-pole; Cod. A; 4,00 mm ² ; black	www.wago.com/770-103
	Item no.770-203 Socket; 3-pole; Cod. A; 4,00 mm ² ; black	www.wago.com/770-203
	Item no.770-203/035-000 Socket; with strain relief housing; 3-pole; Cod. A; 4,00 mm ² ; black	www.wago.com/770-203/035-000
	Item no.770-606 T-distribution connector; 3-pole; Cod. A; 1 input; 2 outputs; 2 locking levers; black	www.wago.com/770-606
	Item no.770-607 3-way distribution connector; 3-pole; Cod. A; 1 input; 3 outputs; black	www.wago.com/770-607
	Item no.770-608 5-way distribution connector; 3-pole; Cod. A; 1 input; 5 outputs; outputs on both sides; black	www.wago.com/770-608
	Item no.770-611 Three-phase to single-phase distribution connector; with phase selection; 5-pole/3-pole; Cod. A; 1 input; 2 outputs; with cable connection on the input side; black	www.wago.com/770-611
	Item no.770-615 T-distribution connector; 3-pole; Cod. A; 1 input; 2 outputs; 3 locking levers; for flying leads; black	www.wago.com/770-615
	Item no.770-633 h-distribution connector; 3-pole; Cod. A; 1 input; 2 outputs; 2 locking levers; black	www.wago.com/770-633
	Item no.770-634 h-distribution connector; 3-pole; Cod. A; 1 input; 2 outputs; outputs on one side; 2 locking levers; black	www.wago.com/770-634
	Item no.770-635 h-distribution connector; 3-pole; Cod. A; 1 input; 2 outputs; outputs on both sides; 3 locking levers; for flying leads; black	www.wago.com/770-635

Item no.770-636

Subject to changes. Please also observe the further product documentation!



h-distribution connector; 3-pole; Cod. A; 1 input; 2 outputs; outputs on one side; 3 locking levers; for flying leads; black

www.wago.com/770-636



Item no.770-638

Distribution connector for switches; Single-pole and throttle two-way circuit; 3-pole; Cod. A/S; 1 input; 5 outputs; black

www.wago.com/770-638



Item no.770-637

Distribution connector for switches; Single-pole switch and series circuit; 3-pole; Cod. A/S; 1 input; 5 outputs; black

www.wago.com/770-637



Item no.770-640

Three-phase to single-phase distribution connector; with phase selection; 5-pole/3-pole; Cod. A; 1 input; 5 outputs; black

www.wago.com/770-640



Item no.770-703/009-000

Snap-in socket; with protruding mating face; 3-pole; Cod. A; 4,00 mm²; black

www.wago.com/770-703/009-000



Item no.770-703

Snap-in socket; 3-pole; Cod. A; 4,00 mm²; black

www.wago.com/770-703



Item no.770-803

Socket for PCBs; straight; 3-pole; Cod. A; black

www.wago.com/770-803



Item no.770-803/011-000

Socket for PCBs; angled; 3-pole; Cod. A; black

www.wago.com/770-803/011-000



Item no.771-9993/006-101

pre-assembled interconnecting cable; Eca; Socket/plug; 3-pole; Cod. A; H05VV-F 3G 1.5 mm²; 1 m; 1,50 mm²; black

www.wago.com/771-9993/006-101

Required accessories

Locking lever



Item no.: 770-101

Locking lever; for flying leads; for manual operation; black

www.wago.com/770-101



Item no.: 770-111

Locking lever; for flying leads; for tool operation; black

www.wago.com/770-111



Item no.: 770-121

Locking lever; for flying leads; for manual operation; white

www.wago.com/770-121



Item no.: 770-131

Locking lever; for flying leads; for tool operation; white

www.wago.com/770-131

Subject to changes. Please also observe the further product documentation!

WAGO Kontakttechnik GmbH & Co. KG

Hansastr. 27

32423 Minden

Phone: +49571 887-0 | Fax: +49571 887-169

Email: info.de@wago.com | Web: www.wago.com

Do you have any questions about our products?

We are always happy to take your call at +49 (571) 887-44222.

tools



Item no.: 770-383
Operating tool; 3-way; green

www.wago.com/770-383

protection



Item no.: 770-360
Lockout cap; for plugs; 5-pole; separable; yellow

www.wago.com/770-360

Compatible products

tools



Item no.: 210-719
Operating tool; Blade: 2.5 x 0.4 mm; with a partially insulated shaft

www.wago.com/210-719

Coding



Item no.: 770-401
Coding pin; for plugs; Plastic; gray

www.wago.com/770-401

Marking accessories



Item no.: 770-450
Marker card; Plastic; white

www.wago.com/770-450



Item no.: 770-450/000-001
Marker card; Plastic; green

www.wago.com/770-450/000-001



Item no.: 770-450/000-002
Marker card; Plastic; yellow

www.wago.com/770-450/000-002



Item no.: 770-450/000-005
Marker card; Plastic; red

www.wago.com/770-450/000-005



Item no.: 770-450/000-006
Marker card; Plastic; blue

www.wago.com/770-450/000-006



Item no.: 770-450/000-012
Marker card; Plastic; orange

www.wago.com/770-450/000-012

shield connection



Item no.: 770-523
Shield connecting plate; 3-pole; for sockets and plugs; silver-colored

www.wago.com/770-523

Subject to changes. Please also observe the further product documentation!

Downloads Documentation

Bid Text

770-213/035-000 doc - Datei	8. 6. 2015	doc 24.1 kB	Download
770-213/035-000 X81 - Datei	19. 2. 2019	xml 3.1 kB	Download

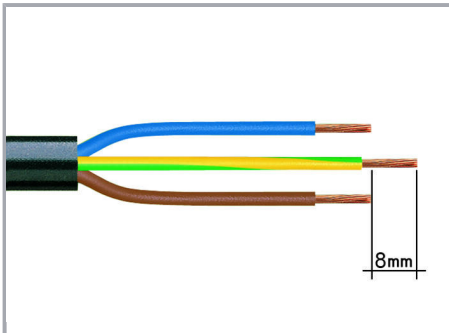
Environmental Product Compliance

Compliance Search


Environmental Product Compliance 770-213/035-000 Plug; with strain relief housing; 3-pole; Cod. A; 4,00 mm ² ; black	URL	Download
--	-----	----------

Installation Notes


Conductor termination



1. Strip length, outer insulation = 35 mm (2-pole), 55 mm (3- to 5-pole)
2. Strip length = 9 mm
3. Extended ground conductor = 8 mm




To terminate fine-stranded conductors, open the clamping unit via screwdriver (2.5 mm blade width) and insert a stripped conductor until it hits the backstop.



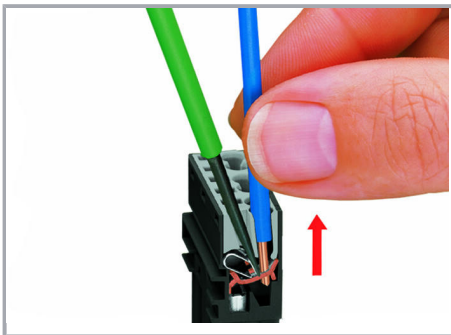
Insert the stripped solid conductor until it hits the backstop.

Subject to changes. Please also observe the further product documentation!



To terminate fine-stranded conductors, open the clamping unit via screwdriver (2.5 mm blade width) and insert a stripped conductor until it hits the backstop.

Conductor removal




To remove the conductor, actuate the clamp via screwdriver (2.5 mm blade width) and pull out the conductor.

Coding

Subject to changes. Please also observe the further product documentation!




Simply cut off the coding pin from the socket.




Insert coding pin into plug (break first) until it engages.

Shield termination




Connector with shield termination




Apply the shield to the sheathed cable.

Strip length, outer insulation = 55 mm

Shield length = 10 mm



Push the shield connecting plate into the connector until fully inserted.



First insert the wired connector into a strain relief housing, then snap cover and tighten screw.

Subject to changes. Please also observe the further product documentation!



Product family

WINSTA® MIDI

[Show all products from the family](#)

Subject to changes. Please also observe the further product documentation!

WAGO Kontakttechnik GmbH & Co. KG
Hansastr. 27
32423 Minden
Phone: +49571 887-0 | Fax: +49571 887-169
Email: info.de@wago.com | Web: www.wago.com

Do you have any questions about our products?
We are always happy to take your call at +49 (571) 887-44222.