

## Distribution block - PTFIX 18X1,5-G WH - 3002892

Please be informed that the data shown in this PDF Document is generated from our Online Catalog. Please find the complete data in the user's documentation. Our General Terms of Use for Downloads are valid (<http://phoenixcontact.com/download>)



Distribution block, internally jumpered, connection method: Push-in connection, number of connections: 18, cross section: 0.14 mm<sup>2</sup> - 1.5 mm<sup>2</sup>, AWG: 26 - 16, width: 39.9 mm, height: 17.6 mm, color: white, mounting type: adhesive

The figure shows the version PTFIX 6X1,5 in gray

### Why buy this product

- Space-saving, thanks to the compact design
- Flexible use, thanks to DIN rail and direct mounting
- Space-saving potential distribution, thanks to compact micro potential distributors
- Convenient test options, thanks to test openings at every terminal point
- Clear arrangement thanks to marking of all terminal points

### Key Commercial Data

|                                      |                                |
|--------------------------------------|--------------------------------|
| Packing unit                         | 20 STK                         |
| GTIN                                 |                                |
| GTIN                                 | 4055626432984                  |
| Weight per Piece (excluding packing) | 0.010 kg                       |
| Custom tariff number                 | 85369010                       |
| Country of origin                    | Poland                         |
| Note                                 | Made to Order (non-returnable) |

### Technical data

#### General

|                       |  |
|-----------------------|--|
| Note                  | The blocks can be bridged with one another via the conductor shaft. For corresponding plug-in bridges, see accessories |
| Number of levels      | 1  |
| Number of connections | 18   |
| Potentials            | 1  |
| Nominal cross section | 1.5 mm <sup>2</sup>  |

# Distribution block - PTFIX 18X1,5-G WH - 3002892

## Technical data

### General

|   |                   |
|---|-------------------|
| Color   | white             |
| Insulating material                             | PA                |
| Flammability rating according to UL 94          | V0                |
| Rated surge voltage                             | 6 kV              |
| Degree of pollution                             | 3                 |
| Overvoltage category                            | III               |
| Insulating material group                       | I                 |
| Maximum power dissipation for nominal condition | 0.56 W            |
| Ambient temperature (operation)                 | -60 °C ... 130 °C |
| Maximum load current                            | 17.5 A            |
| Nominal current I <sub>N</sub>                  | 17.5 A            |
| Nominal voltage U <sub>N</sub>                  | 500 V             |
| Open side panel                                 | No                |

### Dimensions

|        |         |
|--------|---------|
| Width  | 39.9 mm |
| Length | 20 mm   |
| Height | 17.6 mm |

### Connection data

|  |                      |
|--|----------------------|
| Connection method  | Push-in connection   |
| Connection in acc. with standard   | IEC 60998-2-2        |
| Conductor cross section solid min.   | 0.14 mm <sup>2</sup> |
| Conductor cross section solid max.   | 1.5 mm <sup>2</sup>  |
| Conductor cross section AWG min.   | 26                   |
| Conductor cross section AWG max.   | 16                   |
| Conductor cross section flexible min.                                      | 0.14 mm <sup>2</sup> |
| Conductor cross section flexible max.                                      | 1.5 mm <sup>2</sup>  |
| Min. AWG conductor cross section, flexible                                 | 26                   |
| Max. AWG conductor cross section, flexible                                 | 16                   |
| Conductor cross section flexible, with ferrule without plastic sleeve min. | 0.25 mm <sup>2</sup> |
| Conductor cross section flexible, with ferrule without plastic sleeve max. | 1.5 mm <sup>2</sup>  |
| Conductor cross section flexible, with ferrule with plastic sleeve min.    | 0.25 mm <sup>2</sup> |
| Conductor cross section flexible, with ferrule with plastic sleeve max.    | 1.5 mm <sup>2</sup>  |
| Stripping length   | 8 mm ... 10 mm       |
| Internal cylindrical gage  | A1 / B1              |

### Standards and Regulations

|  |               |
|--|---------------|
| Connection in acc. with standard       | IEC 60998-2-2 |
| Flammability rating according to UL 94 | V0            |

### Environmental Product Compliance

|            |   |
|------------|---|
| China RoHS | Environmentally friendly use period: unlimited = EFUP-e |
|------------|---|

# Distribution block - PTFIX 18X1,5-G WH - 3002892

## Technical data

### Environmental Product Compliance

|  |  |
|--|--|
|  | No hazardous substances above threshold values |
|--|--|

## Drawings

### Circuit diagram



## Classifications

### eCl@ss

|            |          |
|------------|----------|
| eCl@ss 4.0 | 27141120 |
| eCl@ss 4.1 | 27141120 |
| eCl@ss 5.0 | 27141120 |
| eCl@ss 5.1 | 27141120 |
| eCl@ss 6.0 | 27141120 |
| eCl@ss 7.0 | 27141120 |
| eCl@ss 8.0 | 27141120 |
| eCl@ss 9.0 | 27141120 |

### ETIM

|          |          |
|----------|----------|
| ETIM 2.0 | EC000897 |
| ETIM 3.0 | EC000897 |
| ETIM 4.0 | EC000897 |
| ETIM 5.0 | EC000897 |
| ETIM 6.0 | EC000897 |

### UNSPSC

|               |          |
|---------------|----------|
| UNSPSC 6.01   | 30211811 |
| UNSPSC 7.0901 | 39121410 |
| UNSPSC 11     | 39121410 |
| UNSPSC 12.01  | 39121410 |
| UNSPSC 13.2   | 39121410 |

## Approvals

### Approvals

#### Approvals


CSA / UL Recognized / cUL Recognized / cULus Recognized


## Distribution block - PTFIX 18X1,5-G WH - 3002892


### Approvals

Ex Approvals

#### Approval details

|                                |   |   |       |
|--------------------------------|---|---|-------|
| CSA                            |  | <a href="http://www.csagroup.org/services/testing-and-certification/certified-product-listing/">http://www.csagroup.org/services/testing-and-certification/certified-product-listing/</a> | 13631 |
|                                | B   | C   | D     |
| mm <sup>2</sup> /AWG/kcmil     | 26-14   | 26-14   | 26-14 |
| Nominal current I <sub>N</sub> | 15 A  | 15 A  | 15 A  |
| Nominal voltage U <sub>N</sub> | 300 V   | 300 V   | 150 V |

|                                |   |   |              |
|--------------------------------|---|---|--------------|
| UL Recognized                  |  | <a href="http://database.ul.com/cgi-bin/XYV/template/LISEXT/1FRAME/index.htm">http://database.ul.com/cgi-bin/XYV/template/LISEXT/1FRAME/index.htm</a> | FILE E 60425 |
|                                | B   | C   | D            |
| mm <sup>2</sup> /AWG/kcmil     | 26-14   | 26-14   | 26-14        |
| Nominal current I <sub>N</sub> | 15 A  | 15 A  | 15 A         |
| Nominal voltage U <sub>N</sub> | 300 V   | 300 V   | 150 V        |

|                                |   |   |              |
|--------------------------------|---|---|--------------|
| cUL Recognized                 |  | <a href="http://database.ul.com/cgi-bin/XYV/template/LISEXT/1FRAME/index.htm">http://database.ul.com/cgi-bin/XYV/template/LISEXT/1FRAME/index.htm</a> | FILE E 60425 |
|                                | B   | C   | D            |
| mm <sup>2</sup> /AWG/kcmil     | 26-14   | 26-14   | 26-14        |
| Nominal current I <sub>N</sub> | 15 A  | 15 A  | 15 A         |
| Nominal voltage U <sub>N</sub> | 300 V   | 300 V   | 150 V        |

|                  |   |   |
|------------------|---|---|
| cULus Recognized |  | <a href="http://database.ul.com/cgi-bin/XYV/template/LISEXT/1FRAME/index.htm">http://database.ul.com/cgi-bin/XYV/template/LISEXT/1FRAME/index.htm</a> |
|------------------|---|---|

### Accessories

Accessories

Jumper

## Distribution block - PTFIX 18X1,5-G WH - 3002892

### Accessories

Plug-in bridge - FBS 2-4 - 3030116



Plug-in bridge, pitch: 4.2 mm, number of positions: 2, color: red

---

Plug-in bridge - FBS 2-4 BU - 3030117



Plug-in bridge, pitch: 4.2 mm, number of positions: 2, color: blue

---

Plug-in bridge - FBS 2-4 GY - 3030118



Plug-in bridge, pitch: 4.2 mm, number of positions: 2, color: gray

---

### Labeled terminal marker

Marking foil for zack marker strip - SK 3,8 REEL P4,15 WH CUS - 0825990

Marking foil for zack marker strip, white, labeled according to customer specifications, Mounting type: adhesive, for terminal block width: 4.15 mm, Lettering field: continuous x 3.8 mm

---

### Screwdriver tools

Screwdriver - SZF 0-0,4X2,5 - 1204504



Actuation tool, for ST terminal blocks, also suitable for use as a bladed screwdriver, size: 0.4 x 2.5 x 75 mm, 2-component grip, with non-slip grip

---

### Terminal marking

## Distribution block - PTFIX 18X1,5-G WH - 3002892

### Accessories

Marking foil for zack marker strip - TML (EX3,8)R - 0801837



Marking foil for zack marker strip, Roll, white, unlabeled, can be labeled with: THERMOMARK ROLL, THERMOMARK ROLL X1, THERMOMARK ROLLMASTER 300/600, THERMOMARK X1.2, THERMOMARK S1.1, Mounting type: adhesive, for terminal block width: 30000 mm, Lettering field: 30,000 x 3.8 mm

Marking foil for zack marker strip - TML (104X3,8)R - 0801833



Marking foil for zack marker strip, Roll, white, unlabeled, can be labeled with: THERMOMARK ROLL, THERMOMARK ROLL X1, THERMOMARK ROLLMASTER 300/600, THERMOMARK X1.2, THERMOMARK S1.1, Mounting type: adhesive, for terminal block width: 104 mm, Lettering field: 104 x 3.8 mm

Accessories - MPS-MT 1-S4-B RD - 1982800



Test plugs - MPS-MT 1-S - 1944372



Test plugs, consisting of  $\varnothing$  1 mm test pin, 150 mm conductor length, and  $\varnothing$  2 mm socket