




Data Sheet | Item Number: 207-1373

Gelbox; inline connection; for cables; with gel; 221 Series; max. 4 mm² connectors;
without splicing connectors; Size 2; gray

<https://www.wago.com/207-1373>



Color: ■ gray





Note on Packaging Unit (PU) and Subpackaging Unit (SPU):
If you order a full PU, you will receive our eco-friendly, sustainable cardboard blisters packed in a shelf-ready box.
If you order a quantity smaller than a full PU, you will receive the eco-friendly, sustainable cardboard blisters without a shelf-ready box.

Please refer to the system description for the splicing connectors that can be used.

Your benefits:

- Easy, fast and safe to use
- Can be used immediately and accessed again later
- Silicon-free
- Label-free
- Suitable for indefinite storage
- The complete system consisting of WAGO's gelboxes and splicing connectors has been VDE-tested and IPX8-certified.

Connection data

Connection 1	
Actuation type	Locking system

Physical data

Width	41.7 mm / 1.614 inches
Height	17.8 mm / 0.669 inches
Depth	56.9 mm / 2.205 inches

Mechanical data

Design	Size 2
Mounting type	Flying leads
Protection type	IPX8
Suitable	für Durchgangsverbinder 4 mm²

Material data

Note (material data)	Information on material specifications can be found here
Color	gray
Housing material	Polypropylene
Fire load	0 MJ
Weight	19.8 g

Environmental requirements

Ambient temperature (operation)	-55 ... +85 °C
Ambient temperature (storage)	0 ... +40 °C

Commercial data

PU (SPU)	28 (4) pcs
Country of origin	DE
GTIN	4066966350067
Customs tariff number	85389099990



Environmental Product Compliance	
RoHS Compliance Status	Compliant,No Exemption

Downloads

Environmental Product Compliance	
Compliance Search	
Environmental Product Compliance 207-1373	

Documentation

System Description		
System Description 207 Series Gel boxes	pdf 1156.45 KB	
System Description 207 Series Gel boxes	pdf 1191.37 KB	

Installation Notes



Lift the flap and pull the cover perforation forward.



Press in the perforation on the sides.



Tear off the cover from the perforation.



As a counter display: Bend the rear flap at the fold, straighten it and fix it in the cardboard cut-out



If the flap is not required, tear off from the perforation.