

Printed-circuit board connector - PC 5/ 3-STF1-7,62 - 1777846

Please be informed that the data shown in this PDF Document is generated from our Online Catalog. Please find the complete data in the user's documentation. Our General Terms of Use for Downloads are valid (<http://phoenixcontact.com/download>)

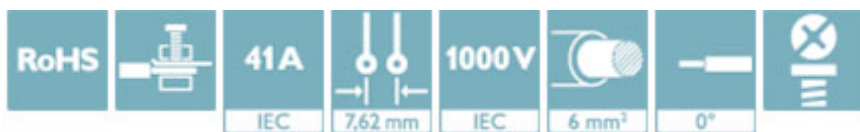
Plug component, nominal current: 41 A, rated voltage (III/2): 1000 V, number of positions: 3, pitch: 7.62 mm, connection method: Screw connection with tension sleeve, Color: green, contact surface: Tin




The figure shows a 5-pos. version of the product

Why buy this product

- ✓ Well-known connection principle allows worldwide use
- ✓ Low temperature rise, thanks to maximum contact force
- ✓ Allows connection of two conductors
- ✓ Integrated double steel spring provides additional safety in the event of temperature and power fluctuations
- ✓ 600 V UL approval in the smallest of dimensions
- ✓ Screwable flange for superior mechanical stability



Key Commercial Data

| | |
|--------------------------------------|---|
| Packing unit | 50 STK |
| Minimum order quantity | 50 STK |
| GTIN |  4 046356 522984 |
| GTIN | 4046356522984 |
| Weight per Piece (excluding packing) | 15.800 g |
| Custom tariff number | 85366990 |
| Country of origin | Germany |

Technical data

Dimensions

| | |
|--------------|----------|
| Length [l] | 9.5 mm |
| Width [w] | 38.09 mm |
| Height [h] | 19.7 mm |
| Pitch | 7.62 mm |
| Dimension a | 15.24 mm |

Printed-circuit board connector - PC 5/ 3-STF1-7,62 - 1777846

Technical data

General

| | |
|--|---|
| Range of articles | PC 5/...-STF1 |
| Type of contact | Female connector |
| Number of positions | 3 |
| Connection method | Screw connection with tension sleeve |
| Insulating material group | I |
| Rated surge voltage (III/3) | 8 kV |
| Rated surge voltage (III/2) | 8 kV |
| Rated surge voltage (II/2) | 6 kV |
| Rated voltage (III/3) | 1000 V |
| Rated voltage (III/2) | 1000 V |
| Rated voltage (II/2) | 1000 V |
| Nominal current I_N | 41 A |
| Nominal cross section | 6 mm ² |
| Maximum load current | 41 A |
| Insulating material | PA |
| Flammability rating according to UL 94 | V0 |
| Internal cylindrical gage | A4 |
| Stripping length | 10 mm |
| Screw thread | M3 |
| Tightening torque, min | 0.5 Nm |
| Tightening torque max | 0.8 Nm |
| Note | Tightening torque $\leq 4 \text{ mm}^2$ is 0.5 Nm to 0.6 Nm, $> 4 \text{ mm}^2$ is 0.7 Nm to 0.8 Nm |

Connection data

| | |
|---|----------------------|
| Conductor cross section solid min. | 0.2 mm ² |
| Conductor cross section solid max. | 10 mm ² |
| Conductor cross section flexible min. | 0.2 mm ² |
| Conductor cross section flexible max. | 6 mm ² |
| Conductor cross section flexible, with ferrule without plastic sleeve min. | 0.25 mm ² |
| Conductor cross section flexible, with ferrule without plastic sleeve max. | 6 mm ² |
| Conductor cross section flexible, with ferrule with plastic sleeve min. | 0.25 mm ² |
| Conductor cross section flexible, with ferrule with plastic sleeve max. | 4 mm ² |
| Conductor cross section AWG min. | 24 |
| Conductor cross section AWG max. | 10 |
| 2 conductors with same cross section, solid min. | 0.2 mm ² |
| 2 conductors with same cross section, solid max. | 2.5 mm ² |
| 2 conductors with same cross section, stranded min. | 0.2 mm ² |
| 2 conductors with same cross section, stranded max. | 4 mm ² |
| 2 conductors with same cross section, stranded, ferrules without plastic sleeve, min. | 0.25 mm ² |

Printed-circuit board connector - PC 5/ 3-STF1-7,62 - 1777846

Technical data

Connection data

| | |
|---|----------------------|
| 2 conductors with same cross section, stranded, ferrules without plastic sleeve, max. | 1.5 mm ² |
| 2 conductors with same cross section, stranded, TWIN ferrules with plastic sleeve, min. | 0.25 mm ² |
| 2 conductors with same cross section, stranded, TWIN ferrules with plastic sleeve, max. | 2.5 mm ² |
| Minimum AWG according to UL/CUL | 24 |
| Maximum AWG according to UL/CUL | 8 |

Standards and Regulations

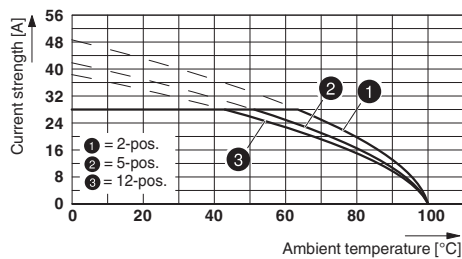
| | |
|--|-----|
| Connection in acc. with standard | CUL |
| Flammability rating according to UL 94 | V0 |

Environmental Product Compliance

| | |
|------------|---|
| China RoHS | Environmentally Friendly Use Period = 50 |
| | For details about hazardous substances go to tab "Downloads", Category "Manufacturer's declaration" |

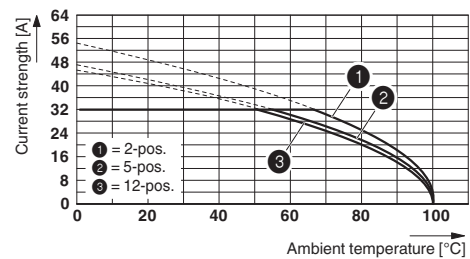
Drawings

Diagram



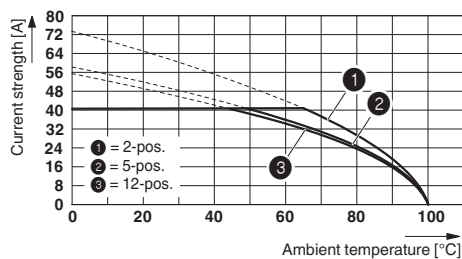
Type: PC 5/...-STF1-7,62 with PC 4/...-G-7,62 and BF-PC 4
 Conductor cross section: 4 mm²

Diagram



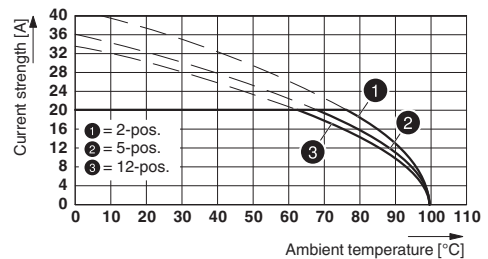
Type: PC 5/...-STF1-7,62 with PC 5/...-GF-7,62
 Conductor cross section: 6 mm²

Diagram



Type: PC 5/...-STF1-7,62 with PC 5/...-GF-7,62
 Conductor cross section: 10 mm²

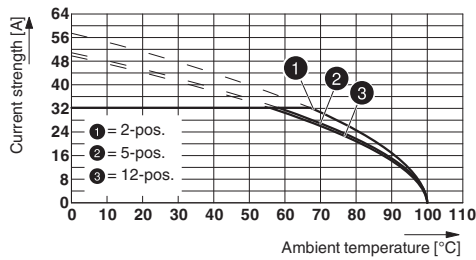
Diagram



Type: PC 5/...-STF1-7,62 with PCVK 4-7,62 and PCVK 4-7,62-F

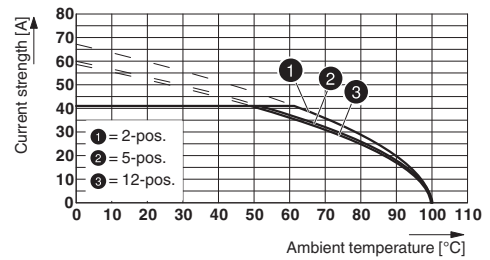
Printed-circuit board connector - PC 5/ 3-STF1-7,62 - 1777846

Diagram



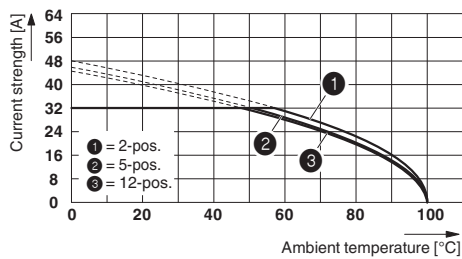
Type: PC 5/...-ST(F)1-7,62 with PC 5/...-GU(F)-7,62
 Conductor cross section: 6 mm²

Diagram



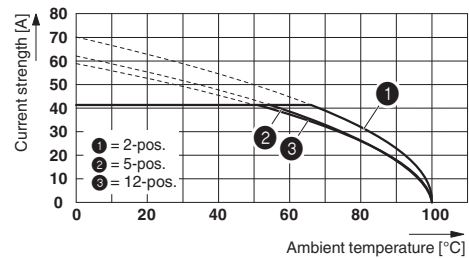
Type: PC 5/...-ST(F)1-7,62 with PC 5/...-G(F)U-7,62
 Conductor cross section: 10 mm²

Diagram



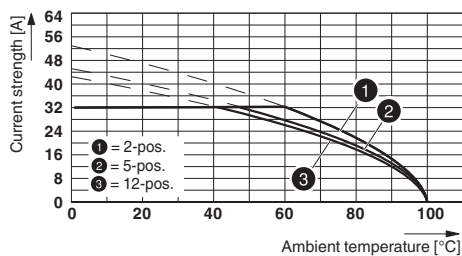
Type: PC 5/...-STF1-7,62 with PCV 5/...-GF-7,62
 Conductor cross section: 6 mm²

Diagram



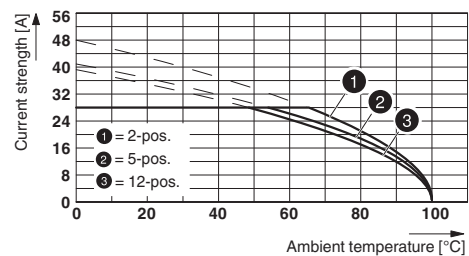
Type: PC 5/...-STF1-7,62 with PCV 5/...-GF-7,62
 Conductor cross section: 10 mm²

Diagram



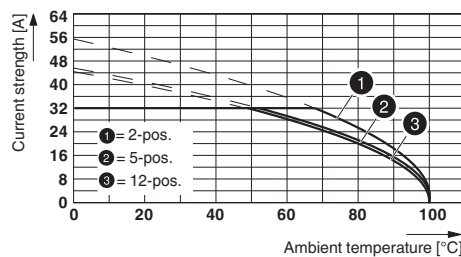
Type: PC 5/...-STF1-7,62 with PC 4/...-G-7,62 and BF-PC 4
 Conductor cross section: 6 mm²

Diagram



Type: PC 5/...-STF1-7,62 with PCV 4/...-G-7,62 and BF-PC 4
 Conductor cross section: 4 mm²

Diagram



Type: PC 5/...-STF1-7,62 with PCV 4/...-G-7,62 and BF-PC 4

Printed-circuit board connector - PC 5/ 3-STF1-7,62 - 1777846

Conductor cross section: 6 mm²

Classifications

eCl@ss

| | |
|------------|----------|
| eCl@ss 4.0 | 27141109 |
| eCl@ss 4.1 | 27141109 |
| eCl@ss 5.0 | 27141190 |
| eCl@ss 5.1 | 27141190 |
| eCl@ss 6.0 | 27261101 |
| eCl@ss 7.0 | 27440402 |
| eCl@ss 8.0 | 27440309 |
| eCl@ss 9.0 | 27440309 |

ETIM

| | |
|----------|----------|
| ETIM 3.0 | EC001121 |
| ETIM 4.0 | EC002643 |
| ETIM 5.0 | EC002638 |
| ETIM 6.0 | EC002638 |

UNSPSC

| | |
|---------------|----------|
| UNSPSC 6.01 | 30211801 |
| UNSPSC 7.0901 | 39121432 |
| UNSPSC 11 | 39121432 |
| UNSPSC 12.01 | 39121432 |
| UNSPSC 13.2 | 39121409 |

Approvals


Approvals

Approvals

UL Recognized / cUL Recognized / EAC / cULus Recognized

Ex Approvals

Approval details

| | | | |
|--------------------------------|---|---|--------------|
| UL Recognized |  | http://database.ul.com/cgi-bin/XYV/template/LISEXT/1FRAME/index.htm | FILE E 60425 |
| | B | C | |
| mm ² /AWG/kcmil | 24-8 | 24-8 | |
| Nominal current I _N | 41 A | 41 A | |

Printed-circuit board connector - PC 5/ 3-STF1-7,62 - 1777846

Approvals

| | | |
|--------------------|-------|-------|
| | B | C |
| Nominal voltage UN | 600 V | 600 V |

| | | | |
|----------------------------|-------|---|--------------|
| cUL Recognized | | http://database.ul.com/cgi-bin/XYV/template/LISEXT/1FRAME/index.htm | FILE E 60425 |
| | B | C | |
| mm ² /AWG/kcmil | 24-8 | 24-8 | |
| Nominal current IN | 41 A | 41 A | |
| Nominal voltage UN | 600 V | 600 V | |

| | | |
|-----|--|---------|
| EAC | | B.01742 |
|-----|--|---------|

| | | |
|------------------|--|---|
| cULus Recognized | | http://database.ul.com/cgi-bin/XYV/template/LISEXT/1FRAME/index.htm |
|------------------|--|---|

Accessories

Accessories

Coding element

Coding profile - CP-PC RD - 1701967



Coding profile, for plugging into the coding ribs of the plug at a later date, insulating material, color: Red

Labeled terminal marker

Marker card - SK 7,62/3,8:FORTL.ZAHLEN - 0804549



Marker card, Card, white, labeled, Horizontal: Consecutive numbers 1 - 10, 11 - 20, etc. up to 91 - 100, Mounting type: adhesive, for terminal block width: 7.62 mm, Lettering field: 7.62 x 3.8 mm

Printed-circuit board connector - PC 5/ 3-STF1-7,62 - 1777846

Accessories

Marker card - SK 3,8 REEL P7,62 WH CUS - 0825128



Marker card, can be ordered: By card, white, labeled according to customer specifications, Mounting type: adhesive, for terminal block width: 7.62 mm, Lettering field: continuous x 3.8 mm

Screwdriver tools

Screwdriver - SZS 0,6X3,5 - 1205053



Actuation tool, for ST terminal blocks, insulated, also suitable for use as a bladed screwdriver, size: 0.6 x 3.5 x 100 mm, 2-component grip, with non-slip grip

Terminal marking

Marker card - SK U/3,8 WH:UNBEDRUCKT - 0803906



Marker card, Sheet, white, unlabeled, can be labeled with: CMS-P1-PLOTTER, PLOTMARK, Office printing systems, Mounting type: adhesive, for terminal block width: 210 mm, Lettering field: 186 x 3.8 mm

Marker strip - SK 3,8 WH:REEL - 0805218



Marker strip, Roll, white, unlabeled, can be labeled with: THERMOMARK ROLL, THERMOMARK ROLL X1, THERMOMARK ROLLMASTER 300/600, THERMOMARK X1.2, THERMOMARK S1.1, Mounting type: adhesive, for terminal block width: 90000 mm, Lettering field: continuous x 3.8 mm

Additional products

Printed-circuit board connector - IPC 5/ 3-STGF-7,62 - 1709270



Plug component, nominal current: 41 A, rated voltage (III/2): 1000 V, number of positions: 3, pitch: 7.62 mm, connection method: Screw connection with tension sleeve, Color: green, contact surface: Tin

Printed-circuit board connector - PC 5/ 3-STF1-7,62 - 1777846

Accessories

Printed-circuit board connector - ISPC 5/ 3-STGF-7,62 - 1749214



Plug component, nominal current: 41 A, rated voltage (III/2): 1000 V, number of positions: 3, pitch: 7.62 mm, connection method: Push-in spring connection, Color: green, contact surface: Tin

Printed-circuit board connector - PC 5/ 3-GF-7,62 - 1720806



Header, nominal current: 41 A, rated voltage (III/2): 630 V, number of positions: 3, pitch: 7.62 mm, Color: green, contact surface: Tin, mounting: Wave soldering

Printed-circuit board connector - PC 5/ 3-GFU-7,62 - 1721025



Header, nominal current: 41 A, rated voltage (III/2): 630 V, number of positions: 3, pitch: 7.62 mm, Color: green, contact surface: Tin, mounting: Wave soldering

Printed-circuit board connector - PCV 5/ 3-GF-7,62 - 1720916



Header, nominal current: 41 A, rated voltage (III/2): 630 V, number of positions: 3, pitch: 7.62 mm, Color: green, contact surface: Tin, mounting: Wave soldering

Printed-circuit board connector - DFK-PC 5/ 3-GF-7,62 - 1727702



Header, nominal current: 41 A, rated voltage (III/2): 630 V, number of positions: 3, pitch: 7.62 mm, Color: green, contact surface: Tin, mounting: Wave soldering

Printed-circuit board connector - PC 5/ 3-STF1-7,62 - 1777846

Accessories

Printed-circuit board connector - DFK-PC 5/ 3-GFU-7,62 - 1727922



Header, nominal current: 41 A, rated voltage (III/2): 630 V, number of positions: 3, pitch: 7.62 mm, Color: green, contact surface: Tin, mounting: Wave soldering

Printed-circuit board connector - DFK-PCV 5/ 3-GF-7,62 - 1716409



Header, nominal current: 41 A, rated voltage (III/2): 630 V, number of positions: 3, pitch: 7.62 mm, Color: green, contact surface: Tin, mounting: Wave soldering

Printed-circuit board connector - DFK-PC 5/ 3-GF-SH-7,62 - 1716072



Header, nominal current: 41 A, rated voltage (III/2): 630 V, number of positions: 3, pitch: 7.62 mm, Color: green, contact surface: Tin, mounting: Wave soldering

Printed-circuit board connector - DFK-PC 5/ 3-GFU-SH-7,62 - 1716182



Header, nominal current: 41 A, rated voltage (III/2): 630 V, number of positions: 3, pitch: 7.62 mm, Color: green, contact surface: Tin, mounting: Wave soldering

Printed-circuit board connector - DFK-PC 5/ 3-STF-7,62 - 1716629



Plug component, nominal current: 41 A, rated voltage (III/2): 1000 V, number of positions: 3, pitch: 7.62 mm, connection method: Screw connection with tension sleeve, Color: green, contact surface: Tin