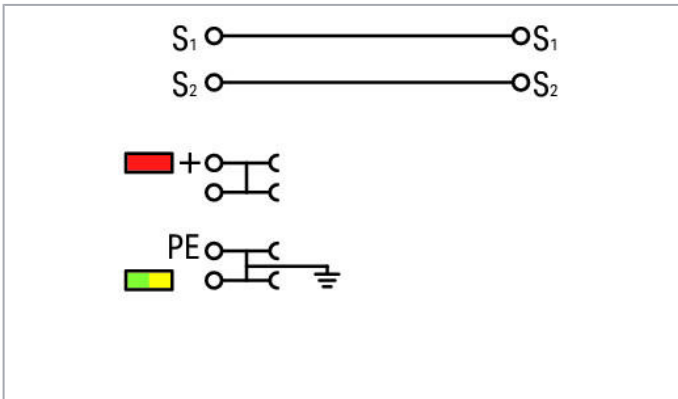
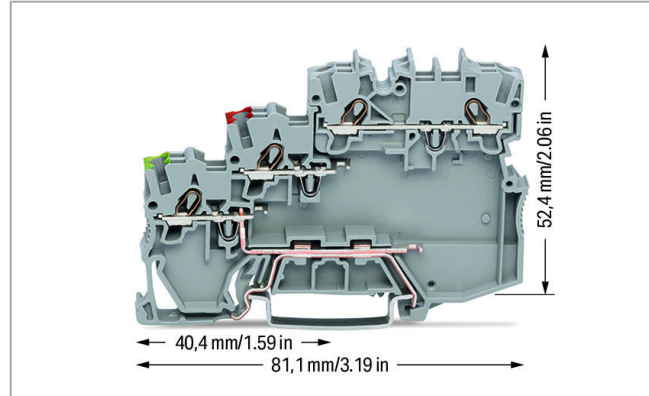



Data sheet | Item number: 2000-5317/101-000

3-conductor actuator supply terminal block; for NPN-(low-side) switching actuators; with ground contact; with colored conductor entries; 1 mm²; Push-in CAGE CLAMP®; 1,00 mm²; gray

www.wago.com/2000-5317/101-000



Item description

3.5 mm spacing per signal (2 x 3.5 mm = 7 mm)

The double spacing per pole of this terminal block series maximizes connectivity. For example, ten sensors may be connected using only five sensor terminal blocks plus a power supply terminal block.

Data

Electrical data

Subject to changes. Please also observe the further product documentation!

WAGO Kontakttechnik GmbH & Co. KG
Hansastr. 27
32423 Minden
Phone: +49571 887-0 | Fax: +49571 887-169
Email: info.de@wago.com | Web: www.wago.com

Do you have any questions about our products?
We are always happy to take your call at 01788 568 008.



Ratings per IEC/EN

Ratings per	IEC/EN 60947-7-1
Nominal voltage (III/3)	250 V
Rated surge voltage (III/3)	4 kV
Rated current	13.5 A
Legend (ratings)	(III / 3) $\hat{=}$ Overvoltage category III / Pollution degree 3

Ratings per UL

Approvals per	UL 1059
Rated voltage UL (Use Group B)	300 V
Rated current UL (Use Group B)	15 A
Rated voltage UL (Use Group D)	300 V
Rated current UL (Use Group D)	15 A

Ratings per CSA

Approvals per	C22.2 No 158
Rated voltage CSA (Use Group C)	300 V
Rated current CSA (Use Group C)	10 A

Connection data

Connection technology	Push-in CAGE CLAMP®
Actuation type	Push-in Open Tool Slot
Connectable conductor materials	Copper
Nominal cross-section	1 mm ²
Solid conductor	0.14 ... 1.5 mm ² / 24 ... 16 AWG
Solid conductor; push-in termination	0.5 ... 1.5 mm ² / 20 ... 16 AWG
Fine-stranded conductor	0.14 ... 1.5 mm ² / 24 ... 16 AWG
Fine-stranded conductor; with insulated ferrule	0.5 ... 0.75 mm ² / 20 ... 18 AWG
Fine-stranded conductor; with ferrule; push-in termination	0.5 ... 0.75 mm ² / 20 ... 18 AWG
Note (conductor cross-section)	Depending on the conductor characteristic, a conductor with a smaller cross-section can also be inserted via push-in termination.
Strip length	9 ... 11 mm / 0.35 ... 0.43 inch
Total number of connection points	8
Total number of potentials	4
Number of levels	3

Subject to changes. Please also observe the further product documentation!

WAGO Kontakttechnik GmbH & Co. KG
 Hansastr. 27
 32423 Minden
 Phone: +49571 887-0 | Fax: +49571 887-169
 Email: info.de@wago.com | Web: www.wago.com

Do you have any questions about our products?
 We are always happy to take your call at 01788 568 008.



Wiring type	Front-entry wiring
Number of jumper slots	4

Physical data

Width	7 mm / 0.276 inch
Height	81.1 mm / 3.193 inch

Mechanical data

Design	horizontal type
Mounting type	DIN-35 rail
Marking level	Center/side marking



Material data

Color	gray
Insulation material	Polyamide (PA66)
Weight	17.4 g

Commercial data

Packaging type	BOX
Country of origin	DE
GTIN	4055143408172
Customs tariff number	85369010000


Approvals / Certificates**Country specific Approvals**

Logo	Approval	Additional Approval Text	Certificate name
	CCA DEKRA Certification B.V.	EN 60947	71- 102841
	CCA DEKRA Certification B.V.	EN 60947	NTR NL 7671
	CSA DEKRA Certification B.V.	C22.2 No. 158	2130762

Subject to changes. Please also observe the further product documentation!




UL-Approvals

Logo	Approval	Additional Approval Text	Certificate name
	UL Underwriters Laboratories Inc.	UL 1059	20190930- E45172




Required accessories

End plate




	Item no.: 2000-5391 End and intermediate plate; 1 mm thick; for 3-conductor terminal blocks; gray	www.wago.com/2000-5391
--	--	--

Compatible products



Push-In type wire jumper

	Item no.: 2009-402 Push-in type wire jumper; 0.75 mm ² ; insulated; 60 mm long; gray	www.wago.com/2009-402
	Item no.: 2009-404 Push-in type wire jumper; 0.75 mm ² ; insulated; 110 mm long; gray	www.wago.com/2009-404
	Item no.: 2009-406 Push-in type wire jumper; 0.75 mm ² ; insulated; 250 mm long; gray	www.wago.com/2009-406
















tools

	Item no.: 210-647 Operating tool; Blade: 2.5 x 0.4 mm; with a partially insulated shaft; multicoloured	www.wago.com/210-647
	Item no.: 210-648 Operating tool; Blade: 2.5 x 0.4 mm; with a partially insulated shaft; angled; short	www.wago.com/210-648
	Item no.: 210-719 Operating tool; Blade: 2.5 x 0.4 mm; with a partially insulated shaft	www.wago.com/210-719


















Marking accessories

	Item no.: 2000-121 Adaptor; gray	www.wago.com/2000-121
	Item no.: 2009-110 Marking strips; for Smart Printer; on reel; not stretchable; plain; snap-on type; white	www.wago.com/2009-110

Subject to changes. Please also observe the further product documentation!

	Item no.: 2009-113 WMB-Inline; for Smart Printer; 2300 pieces on roll; plain; snap-on type; white	www.wago.com/2009-113
	Item no.: 2009-113/000-002 WMB-Inline; for Smart Printer; 2300 pieces on roll; plain; snap-on type; yellow	www.wago.com/2009-113/000-002
	Item no.: 2009-113/000-005 WMB-Inline; for Smart Printer; 2300 pieces on roll; plain; snap-on type; red	www.wago.com/2009-113/000-005
	Item no.: 2009-113/000-006 WMB-Inline; for Smart Printer; 2300 pieces on roll; plain; snap-on type; blue	www.wago.com/2009-113/000-006
	Item no.: 2009-113/000-007 WMB-Inline; for Smart Printer; 2300 pieces on roll; plain; snap-on type; gray	www.wago.com/2009-113/000-007
	Item no.: 2009-113/000-012 WMB-Inline; for Smart Printer; 2300 pieces on roll; plain; snap-on type; orange	www.wago.com/2009-113/000-012
	Item no.: 2009-113/000-017 WMB-Inline; for Smart Printer; 2300 pieces on roll; plain; snap-on type; light green	www.wago.com/2009-113/000-017
	Item no.: 2009-113/000-023 WMB-Inline; for Smart Printer; 2300 pieces on roll; plain; snap-on type; green	www.wago.com/2009-113/000-023
	Item no.: 2009-113/000-024 WMB-Inline; for Smart Printer; 2300 pieces on roll; plain; snap-on type; violet	www.wago.com/2009-113/000-024
	Item no.: 2009-191 Group marker carrier	www.wago.com/2009-191
	Item no.: 793-3501 WMB marking card; as card; plain; snap-on type; white	www.wago.com/793-3501
check		
	Item no.: 2000-510 TOPJOB®S L-type test plug module; modular; for jumper contact slot; 1,00 mm ² ; gray	www.wago.com/2000-510
	Item no.: 2000-552 Modular TOPJOB®S connector; modular; for jumper contact slot; 2-pole; 1,00 mm ² ; gray	www.wago.com/2000-552
	Item no.: 2000-553 Modular TOPJOB®S connector; modular; for jumper contact slot; 3-pole; 1,00 mm ² ; gray	www.wago.com/2000-553
	Item no.: 2000-554 Modular TOPJOB®S connector; modular; for jumper contact slot; 4-pole; 1,00 mm ² ; gray	www.wago.com/2000-554

Subject to changes. Please also observe the further product documentation!

	Item no.: 2000-555 Modular TOPJOB®S connector; modular; for jumper contact slot; 5-pole; 1,00 mm ² ; gray	www.wago.com/2000-555
	Item no.: 2000-556 Modular TOPJOB®S connector; modular; for jumper contact slot; 6-pole; 1,00 mm ² ; gray	www.wago.com/2000-556
	Item no.: 2000-557 Modular TOPJOB®S connector; modular; for jumper contact slot; 7-pole; 1,00 mm ² ; gray	www.wago.com/2000-557
	Item no.: 2000-558 Modular TOPJOB®S connector; modular; for jumper contact slot; 8-pole; 1,00 mm ² ; gray	www.wago.com/2000-558
	Item no.: 2000-559 Modular TOPJOB®S connector; modular; for jumper contact slot; 9-pole; 1,00 mm ² ; gray	www.wago.com/2000-559
	Item no.: 2000-560 Modular TOPJOB®S connector; modular; for jumper contact slot; 10-pole; 1,00 mm ² ; gray	www.wago.com/2000-560
	Item no.: 2009-174 Test plug adapter; for 4 mm Ø test plugs; for testing TOPJOB®S rail-mounted terminal blocks; gray	www.wago.com/2009-174
	Item no.: 2009-182 Testing tap; for max. 2.5 mm ² ; tool-free connection for individual test wires 0.08 - 2.5 mm; gray	www.wago.com/2009-182
	Item no.: 210-136 Test plug; 2 mm Ø; with 500 mm cable; red	www.wago.com/210-136
	Item no.: 210-137 Test plug; 2.3 mm Ø; with 500 mm cable; yellow	www.wago.com/210-137
Protective Warning Marker		
	Item no.: 2000-115 Protective warning marker; with high-voltage symbol, black; for 5 terminal blocks; yellow	www.wago.com/2000-115
Carrier rail		
	Item no.: 210-112 Steel carrier rail; 35 x 7.5 mm; 1 mm thick; 2 m long; slotted; according to EN 60715; "Hole width 25 mm; silver-colored	www.wago.com/210-112
	Item no.: 210-113 Steel carrier rail; 35 x 7.5 mm; 1 mm thick; 2 m long; unslotted; according to EN 60715; silver-colored	www.wago.com/210-113
	Item no.: 210-114 Steel carrier rail; 35 x 15 mm; 1.5 mm thick; 2 m long; unslotted; similar to EN 60715; silver-colored	www.wago.com/210-114
	Item no.: 210-115 Steel carrier rail; 35 x 7.5 mm; 1 mm thick; 2 m long; slotted; according to EN 60715; "Hole width 18 mm; silver-colored	www.wago.com/210-115
	Item no.: 210-118 Steel carrier rail; 35 x 15 mm; 2.3 mm thick; 2 m long; unslotted; according to EN 60715; silver-colored	www.wago.com/210-118
	Item no.: 210-196 Aluminum carrier rail; 35 x 8.2 mm; 1.6 mm thick; 2 m long; unslotted; similar to EN 60715; silver-colored	www.wago.com/210-196

Subject to changes. Please also observe the further product documentation!



Item no.: 210-197

Steel carrier rail; 35 x 15 mm; 1.5 mm thick; 2 m long; slotted; similar to EN 60715; silver-colored

www.wago.com/210-197



Item no.: 210-198

Copper carrier rail; 35 x 15 mm; 2.3 mm thick; 2 m long; unslotted; according to EN 60715; copper-colored

www.wago.com/210-198

Jumper



Item no.: 2000-402

Jumper; 2-way; insulated; light gray

www.wago.com/2000-402



Item no.: 2000-402/000-005

Jumper; 2-way; insulated; red

www.wago.com/2000-402/000-005



Item no.: 2000-402/000-006

Jumper; 2-way; insulated; blue

www.wago.com/2000-402/000-006



Item no.: 2000-402/000-018

Jumper; 2-way; insulated; yellow-green

www.wago.com/2000-402/000-018



Item no.: 2000-403

Jumper; 3-way; insulated; light gray

www.wago.com/2000-403



Item no.: 2000-403/000-005

Jumper; 3-way; insulated; red

www.wago.com/2000-403/000-005



Item no.: 2000-403/000-006

Jumper; 3-way; insulated; blue

www.wago.com/2000-403/000-006



Item no.: 2000-404

Jumper; 4-way; insulated; light gray

www.wago.com/2000-404



Item no.: 2000-404/000-005

Jumper; 4-way; insulated; red

www.wago.com/2000-404/000-005



Item no.: 2000-404/000-006

Jumper; 4-way; insulated; blue

www.wago.com/2000-404/000-006



Item no.: 2000-405

Jumper; 5-way; insulated; light gray

www.wago.com/2000-405



Item no.: 2000-405/000-005

Jumper; 5-way; insulated; red

www.wago.com/2000-405/000-005

Subject to changes. Please also observe the further product documentation!



Item no.: 2000-405/000-006
Jumper; 5-way; insulated; blue

www.wago.com/2000-405/000-006



Item no.: 2000-405/011-000
Star point jumper; 3-way; insulated; light gray

www.wago.com/2000-405/011-000



Item no.: 2000-406
Jumper; 6-way; insulated; light gray

www.wago.com/2000-406



Item no.: 2000-406/000-005
Jumper; 6-way; insulated; red

www.wago.com/2000-406/000-005



Item no.: 2000-406/000-006
Jumper; 6-way; insulated; blue

www.wago.com/2000-406/000-006



Item no.: 2000-406/020-000
Delta jumper; insulated; light gray

www.wago.com/2000-406/020-000



Item no.: 2000-407
Jumper; 7-way; insulated; light gray

www.wago.com/2000-407



Item no.: 2000-407/000-005
Jumper; 7-way; insulated; red

www.wago.com/2000-407/000-005



Item no.: 2000-407/000-006
Jumper; 7-way; insulated; blue

www.wago.com/2000-407/000-006



Item no.: 2000-408
Jumper; 8-way; insulated; light gray

www.wago.com/2000-408



Item no.: 2000-408/000-005
Jumper; 8-way; insulated; red

www.wago.com/2000-408/000-005



Item no.: 2000-408/000-006
Jumper; 8-way; insulated; blue

www.wago.com/2000-408/000-006



Item no.: 2000-409
Jumper; 9-way; insulated; light gray

www.wago.com/2000-409



Item no.: 2000-409/000-005
Jumper; 9-way; insulated; red

www.wago.com/2000-409/000-005

Subject to changes. Please also observe the further product documentation!



Item no.: 2000-409/000-006
Jumper; 9-way; insulated; blue

www.wago.com/2000-409/000-006



Item no.: 2000-410
Jumper; 10-way; insulated; light gray

www.wago.com/2000-410



Item no.: 2000-410/000-005
Jumper; 10-way; insulated; red

www.wago.com/2000-410/000-005



Item no.: 2000-410/000-006
Jumper; 10-way; insulated; blue

www.wago.com/2000-410/000-006



Item no.: 2000-433
Jumper; from 1 to 3; insulated; light gray

www.wago.com/2000-433



Item no.: 2000-433/000-005
Jumper; from 1 to 3; insulated; red

www.wago.com/2000-433/000-005



Item no.: 2000-433/000-006
Jumper; from 1 to 3; insulated; blue

www.wago.com/2000-433/000-006



Item no.: 2000-434
Jumper; from 1 to 4; insulated; light gray

www.wago.com/2000-434



Item no.: 2000-435
Jumper; from 1 to 5; insulated; light gray

www.wago.com/2000-435



Item no.: 2000-436
Jumper; from 1 to 6; insulated; light gray

www.wago.com/2000-436



Item no.: 2000-437
Jumper; from 1 to 7; insulated; light gray

www.wago.com/2000-437



Item no.: 2000-438
Jumper; from 1 to 8; insulated; light gray

www.wago.com/2000-438



Item no.: 2000-439
Jumper; from 1 to 9; insulated; light gray

www.wago.com/2000-439




Item no.: 2000-440
Jumper; from 1 to 10; insulated; light gray

www.wago.com/2000-440



Item no.: 210-103
Wire commoning chain; insulated; black

www.wago.com/210-103



Item no.: 210-123
Wire commoning chain; insulated; blue

www.wago.com/210-123

ferrule

Subject to changes. Please also observe the further product documentation!



Item no.: 216-241

Ferrule; Sleeve for 0.5 mm² / 20 AWG; insulated; electro-tin plated; electrolytic copper; gastight crimped; acc. to DIN 46228, Part 4/09.90; white

www.wago.com/216-241



Item no.: 216-242

Ferrule; Sleeve for 0.75 mm² / 18 AWG; insulated; electro-tin plated; electrolytic copper; gastight crimped; acc. to DIN 46228, Part 4/09.90; gray

www.wago.com/216-242



Item no.: 216-243

Ferrule; Sleeve for 1 mm² / AWG 18; insulated; electro-tin plated; electrolytic copper; gastight crimped; acc. to DIN 46228, Part 4/09.90; red

www.wago.com/216-243

Downloads

Documentation

Bid Text

2000-5317/101-000 docx - Datei	7. 8. 2018	docx 15.5 kB	Download
2000-5317/101-000 X81 - Datei	19. 2. 2019	xml 4.1 kB	Download

Additional Information

Technical explanations	3. 4. 2019	pdf 2.2 MB	Download
------------------------	------------	---------------	----------

CAD/CAE-Data

CAD data

2D/3D Models 2000-5317/101-000	URL	Download
--------------------------------	-----	----------

CAE data

EPLAN Data Portal 2000-5317/101-000	URL	Download
ZUKEN Portal 2000-5317/101-000	URL	Download
EPLAN Data Portal 2000-5317/101-000	URL	Download

Environmental Product Compliance

Compliance Search


Environmental Product Compliance 2000-5317/101-000	URL	Download
--	-----	----------

Subject to changes. Please also observe the further product documentation!

3-conductor actuator supply terminal block; for NPN-(low-side) switching actuators;
with ground contact; with colored conductor entries; 1 mm²; Push-in CAGE CLAMP®;
1,00 mm²; gray


Installation Notes

Conductor termination



All conductor types at a glance


Commoning



Commoning (signal level):

Commoning the signal level with push-in type jumper bars (2000 Series). Models with an LED can only be commoned in one jumper slot!


TOPJOB® S Test Plug Adapters can be used in all jumper slots.



Upper level: two independent signal pathways


Commoning

Subject to changes. Please also observe the further product documentation!



Commoning (potential level):

Commoning potential levels via push-in type jumper bars (2000 Series).




Commoning (potential level):

Continuous commoning in the potential levels via push-in type jumper bars for even pole numbers (2000 Series)




Potential levels: two adjacent commoning options on a current bar

Commoning



Ground commoning:


For sensor and actuator terminal blocks without ground connection to the DIN-rail, the ground connection can be performed by commoning to the terminal block with a ground foot.




For example, colored push-in type jumper bars are used with sensor terminal blocks.

Testing

Subject to changes. Please also observe the further product documentation!




Testing via testing tap (2009-182) (up to max. 42 V).



Testing via testing tap (2009-174) (up to max. 42 V).


Application



Supply:

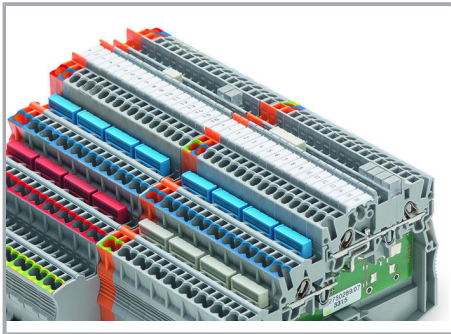
Orange supply terminal block of same profile with a power supply option from both the cabinet and sensor sides

Subject to changes. Please also observe the further product documentation!




Terminal block assembly with 4-conductor sensor terminal blocks and 3-conductor actuator terminal blocks

Marking



Marking:

3.5 mm WMB markers (793-35xx) from the top or the side – additional marking option via marker carrier



Marking:

Labeling via marking strips (2009-110) – from the top or the side.

Product family

TOPJOB® S

TOPJOB® S: In various industrial applications and modern building installations, WAGO's wide and versatile range of rail-mount terminal blocks provides more than just reliable electrical connections.

[Show all products from the family](#)

Subject to changes. Please also observe the further product documentation!