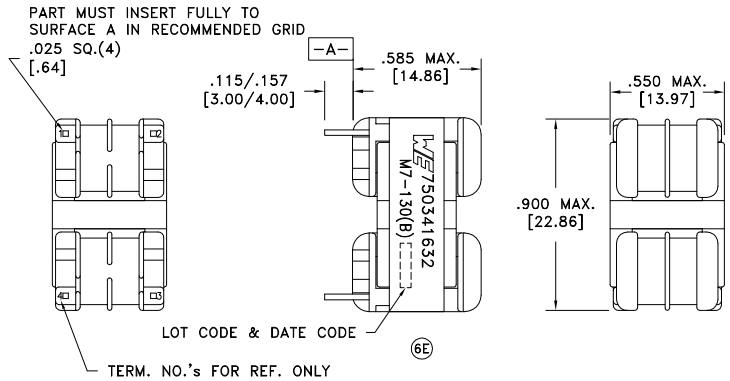


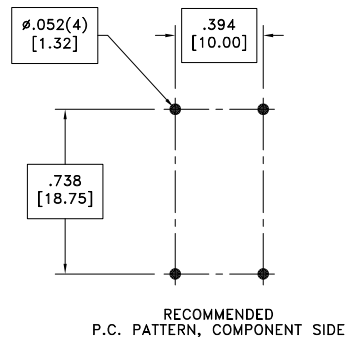
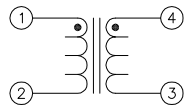
CUSTOMER TERMINAL	RoHS	LEAD(Pb)-FREE
Sn96%, Ag4%	Yes	Yes

more than you expect



Ⓒ ELECTRICAL SPECIFICATIONS @ 25°C unless otherwise noted:

PARAMETER	TEST CONDITIONS	VALUE
D.C. RESISTANCE	1-2 @20°C	0.19 ohms max.
D.C. RESISTANCE	4-3 @20°C	0.19 ohms max.
INDUCTANCE	1-2 10kHz, 50mVAC, Ls	3.3mH +60%/-30%
INDUCTANCE	4-3 10kHz, 50mVAC, Ls	3.3mH +60%/-30%
SATURATION CURRENT	1-4 tie(2+3), roll off 20% from initial	5.0A
LEAKAGE INDUCTANCE	1-4 tie(2+3), 10kHz, 50mVAC, Ls	90.0uH min.
DIELECTRIC	1-CORE tie(1+4), 1875VAC, 1 second	1500VAC, 1 minute
URNS RATIO	(1-2):(4-3)	1:1, ±2%



GENERAL SPECIFICATIONS:

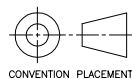
OPERATING TEMPERATURE RANGE: -40°C to +125°C including temp rise.

Designed to meet UL Recognized Insulation System M7-130(B), E106391.

Ⓓ Current Rating: 2.0A

Wire insulation & RoHS status not affected by wire color.
 Wire insulation color may vary depending on availability.

REV.	DATE	Packaging Specifications
6E	10/14	Method: Tray
6D	11/13	PKG-0822
6C	10/13	www.we-online.com/midcom
6B	6/13	SEE REVISION SHEET FOR REVISION LEVEL



Tolerances unless otherwise specified:
 Angles: ±1° Decimals: ±.005 [.13]
 Fractions: ±1/64 Footprint: ±.001 [.03]

This drawing is dual dimensioned. Dimensions in brackets are in millimeters.

DRAWING TITLE

CMC

eiSos p/n: 750341632

PART NO.

750341632



SPECIFICATION SHEET 1 OF 1

Ⓔ