


# PCH 6/ 5+6-G-7,62 - PCB hybrid header



1717109

<https://www.phoenixcontact.com/sk/products/1717109>

Please be informed that the data shown in this PDF document is generated from our online catalog. Please find the complete data in the user documentation. Our general terms of use for downloads are valid.



PCB hybrid header, nominal cross section: 6 mm<sup>2</sup>, color: black, nominal current: 41 A, 8 A, rated voltage (III/2): 630 V, contact surface: Sn, contact connection type: Pin, number of potentials: 11, number of rows: 1, number of positions: 11, number of connections: 11, product range: PCH 6/..+6-G, pitch: 7.62 mm, mounting: Wave soldering, pin layout: Linear pinning, solder pin [P]: 2.6 mm, plug-in system: COMBICON PC 6 hybrid, Pin connector pattern alignment: Standard, locking: without, mounting: without, type of packaging: packed in cardboard

## Your advantages

- Combining signals and power in a single header saves time and space
- Easy PCB replacement thanks to plug-in modules
- Well-known mounting principle allows worldwide use

## Commercial data

Item number	1717109
Packing unit	50 pc
Minimum order quantity	50 pc
Sales key	AAD
Product key	AADSDD
GTIN	4055626530567
Weight per piece (including packing)	16.028 g
Weight per piece (excluding packing)	16.028 g
Customs tariff number	85366930
Country of origin	CN

# PCH 6/ 5+6-G-7,62 - PCB hybrid header



1717109

<https://www.phoenixcontact.com/sk/products/1717109>

## Technical data

### Product properties

Product type	PCB hybrid header
Product family	PCH 6/..+6-G
Product line	COMBICON Connectors L
Number of positions	11
Pitch	7.62 mm
Number of connections	11
Number of rows	1 2
Number of potentials	11
Pin layout	Linear pinning

### Data management status

Article revision	01
------------------	----

### Electrical properties

Nominal current $I_N$	41 A
Nominal voltage $U_N$	630 V
Contact resistance	0.42 m $\Omega$
Rated voltage (III/3)	630 V
Rated surge voltage (III/3)	6 kV
Rated voltage (III/2)	630 V
Rated surge voltage (III/2)	6 kV
Rated voltage (II/2)	1000 V
Rated surge voltage (II/2)	6 kV

### Mounting

Mounting type	Wave soldering
Pin layout	Linear pinning

### Material specifications

#### Material data - contact

Note	WEEE/RoHS-compliant, free of whiskers according to IEC 60068-2-82/JEDEC JESD 201
Contact material	Cu alloy
Surface characteristics	Tin-plated
Metal surface contact area (top layer)	Tin (2 - 4 $\mu\text{m}$ Sn)
Metal surface contact area (middle layer)	Nickel (1.3 - 3 $\mu\text{m}$ Ni)
Metal surface soldering area (top layer)	Tin (2 - 4 $\mu\text{m}$ Sn)
Metal surface soldering area (middle layer)	Nickel (1.3 - 3 $\mu\text{m}$ Ni)

#### Material data - housing

# PCH 6/ 5+6-G-7,62 - PCB hybrid header

1717109

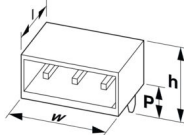
<https://www.phoenixcontact.com/sk/products/1717109>

Color (Housing)	black (9005)
Insulating material	PA GF
Insulating material group	I
CTI according to IEC 60112	600
Flammability rating according to UL 94	V0

## Notes

Notes on operation	In accordance with IEC 61984, COMBICON connectors have no switching power (COC). During designated use, they must not be plugged in or disconnected when carrying voltage or under load.
--------------------	--

## Dimensions

Dimensional drawing	
Pitch	7.62 mm
Width [w]	51.06 mm
Height [h]	19 mm
Length [l]	28.2 mm
Installed height	16.4 mm
Solder pin length [P]	2.6 mm
	2.6 mm
Pin dimensions	1 x 1.2 mm

## PCB design

Hole diameter	1.7 mm
	1.4 mm

## Mechanical tests

### Conductor connection

Specification	IEC 60999-1:1999-11
Result	Test passed

### Test for conductor damage and slackening

Specification	IEC 60999-1:1999-11
Result	Test passed

### Test for conductor damage and slackening

Specification	IEC 60999-1:1999-11
Result	Test passed

### Repeated connection and disconnection

Specification	IEC 60999-1:1999-11
---------------	---------------------

# PCH 6/ 5+6-G-7,62 - PCB hybrid header



1717109

<https://www.phoenixcontact.com/sk/products/1717109>

Result	Test passed
--------	-------------

## Pull-out test

Specification	IEC 60999-1:1999-11
Conductor cross section/conductor type/tractive force setpoint/actual value	0.75 mm <sup>2</sup> / solid / > 30 N
	0.75 mm <sup>2</sup> / flexible / > 30 N
	10 mm <sup>2</sup> / solid / > 90 N
	6 mm <sup>2</sup> / flexible / > 80 N

## Pull-out test

Specification	IEC 60999-1:1999-11
Conductor cross section/conductor type/tractive force setpoint/actual value	0.2 mm <sup>2</sup> / solid / > 10 N
	0.2 mm <sup>2</sup> / flexible / > 10 N
	1.5 mm <sup>2</sup> / solid / > 40 N
	1.5 mm <sup>2</sup> / flexible / > 40 N

## Insertion and withdrawal forces

Result	Test passed
No. of cycles	25
Insertion strength per pos. approx.	7 N
Withdraw strength per pos. approx.	4 N

## Contact holder in insert

Specification	IEC 60512-15-1:2008-05
Contact holder in insert Requirements >20 N	Test passed

## Resistance of inscriptions

Specification	IEC 60068-2-70:1995-12
Result	Test passed

## Polarization and coding

Specification	IEC 60512-13-5:2006-02
Result	Test passed

## Visual inspection

Specification	IEC 60512-1-1:2002-02
Result	Test passed

## Dimension check

Specification	IEC 60512-1-2:2002-02
Result	Test passed

## Electrical tests

### Thermal test | Test group C

Specification	IEC 60512-5-1:2002-02
Tested number of positions	4

# PCH 6/ 5+6-G-7,62 - PCB hybrid header



1717109

<https://www.phoenixcontact.com/sk/products/1717109>

## Insulation resistance

Specification	IEC 60512-3-1:2002-02
Insulation resistance, neighboring positions	> 5 MΩ

## Temperature cycles

Specification	IEC 60999-1:1999-11
Result	Test passed

## Air clearances and creepage distances | Power

Specification	IEC 60664-1:2007-04
Insulating material group	I
Comparative tracking index (IEC 60112)	CTI 600
Rated insulation voltage (III/3)	630 V
Rated surge voltage (III/3)	6 kV
minimum clearance value - non-homogenous field (III/3)	5.5 mm
minimum creepage distance (III/3)	8 mm
Rated insulation voltage (III/2)	630 V
Rated surge voltage (III/2)	6 kV
minimum clearance value - non-homogenous field (III/2)	5.5 mm
minimum creepage distance (III/2)	5.5 mm
Rated insulation voltage (II/2)	1000 V
Rated surge voltage (II/2)	6 kV
minimum clearance value - non-homogenous field (II/2)	5.5 mm
minimum creepage distance (II/2)	5.5 mm

## Air clearances and creepage distances | Signal

Specification	IEC 60664-1:2007-04
Insulating material group	I
Comparative tracking index (IEC 60112)	CTI 600
Rated insulation voltage (III/3)	160 V
Rated surge voltage (III/3)	2.5 kV
minimum clearance value - non-homogenous field (III/3)	1.5 mm
minimum creepage distance (III/3)	2 mm
Rated insulation voltage (III/2)	160 V
Rated surge voltage (III/2)	2.5 kV
minimum clearance value - non-homogenous field (III/2)	1.5 mm
minimum creepage distance (III/2)	1.5 mm
Rated insulation voltage (II/2)	320 V
Rated surge voltage (II/2)	2.5 kV
minimum clearance value - non-homogenous field (II/2)	1.5 mm
minimum creepage distance (II/2)	1.6 mm

## Environmental and real-life conditions

### Vibration test

# PCH 6/ 5+6-G-7,62 - PCB hybrid header



1717109

<https://www.phoenixcontact.com/sk/products/1717109>

Specification	IEC 60068-2-6:2007-12
Frequency	10 - 150 - 10 Hz
Sweep speed	1 octave/min
Amplitude	0.35 mm (10 Hz ... 60.1 Hz)
Acceleration	5g (60.1 Hz ... 150 Hz)
Test duration per axis	2.5 h
Test directions	X-, Y- and Z-axis

## Durability test

Specification	IEC 60512-9-1:2010-03
Impulse withstand voltage at sea level	7.3 kV
Contact resistance R <sub>1</sub>	0.42 mΩ
Contact resistance R <sub>2</sub>	0.46 mΩ
Insertion/withdrawal cycles	25
Insulation resistance, neighboring positions	> 5 MΩ

## Climatic test

Specification	ISO 6988:1985-02
Corrosive stress	0.2 dm <sup>3</sup> SO <sub>2</sub> on 300 dm <sup>3</sup> /40 °C/1 cycle
Thermal stress	100 °C/168 h
Power-frequency withstand voltage	3.31 kV

## Ambient conditions

Ambient temperature (operation)	-40 °C ... 100 °C (dependent on the derating curve)
Ambient temperature (storage/transport)	-40 °C ... 70 °C
Relative humidity (storage/transport)	30 % ... 70 %
Ambient temperature (assembly)	-5 °C ... 100 °C

## Packaging specifications

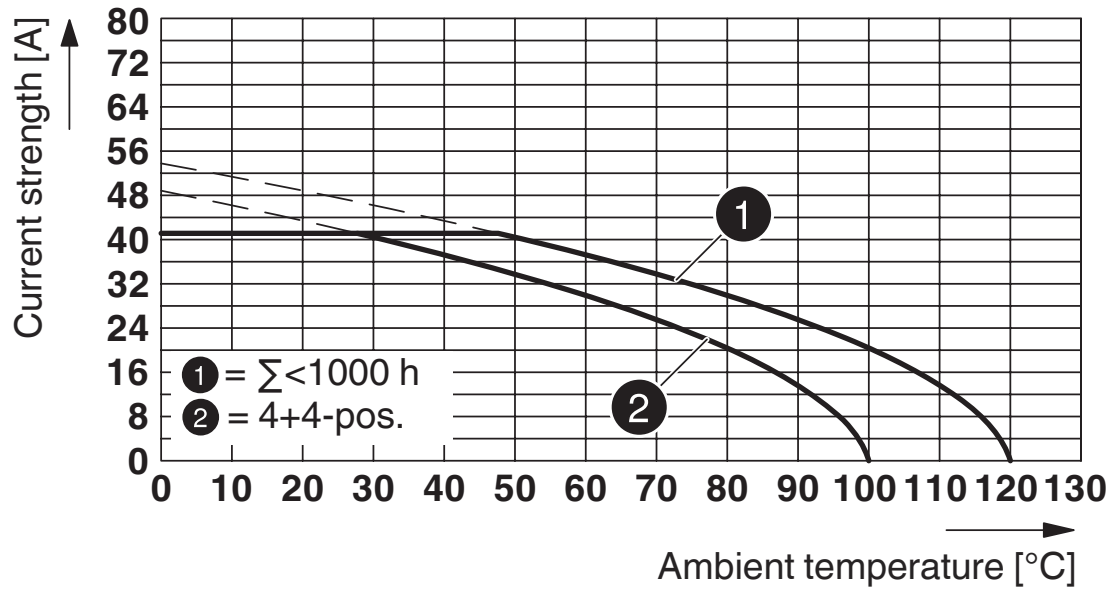
Type of packaging	packed in cardboard
-------------------	---------------------

1717109

<https://www.phoenixcontact.com/sk/products/1717109>

## Drawings

Diagram



Type: LPCH 6/...+...-ST-7,62 with PCH 6/...+...-G-7,62

# PCH 6/ 5+6-G-7,62 - PCB hybrid header





1717109

<https://www.phoenixcontact.com/sk/products/1717109>

## Approvals

To download certificates, visit the product detail page: <https://www.phoenixcontact.com/sk/products/1717109>

 <b>cULus Recognized</b> Approval ID: E60425-20010727				
	Nominal voltage $U_N$	Nominal current $I_N$	Cross section AWG	Cross section $\text{mm}^2$
<b>Use group B</b>				
Power	300 V	35 A	-	-
Signal	300 V	8 A	-	-
<b>Use group C</b>				
Power	300 V	35 A	-	-
<b>Use group F</b>				
Power	600 V	35 A	-	-
Signal	160 V	8 A	-	-

 <b>VDE Zeichengenehmigung</b> Approval ID: 40050635				
	Nominal voltage $U_N$	Nominal current $I_N$	Cross section AWG	Cross section $\text{mm}^2$
Power	630 V	41 A	-	-
Signal	160 V	8 A	-	-



# PCH 6/ 5+6-G-7,62 - PCB hybrid header



1717109

<https://www.phoenixcontact.com/sk/products/1717109>

## Classifications

### ECLASS

ECLASS-11.0	27460301
ECLASS-12.0	27460301
ECLASS-13.0	27460301

### ETIM

ETIM 9.0	EC002637
----------	----------

### UNSPSC

UNSPSC 21.0	39121400
-------------	----------

# PCH 6/ 5+6-G-7,62 - PCB hybrid header



1717109

<https://www.phoenixcontact.com/sk/products/1717109>

## Environmental product compliance

### EU RoHS

Fulfills EU RoHS substance requirements	Yes, No exemptions
---	--------------------

### China RoHS

Environment friendly use period (EFUP)	EFUP-E
	No hazardous substances above the limits

### EU REACH SVHC

REACH candidate substance (CAS No.)	No substance above 0.1 wt%
-------------------------------------	----------------------------

# PCH 6/ 5+6-G-7,62 - PCB hybrid header



1717109

<https://www.phoenixcontact.com/sk/products/1717109>


## Accessories

### CP-PC RD - Coding profile

1701967

<https://www.phoenixcontact.com/sk/products/1701967>

Coding profile, for plugging into the coding ribs of the plug at a later date, insulating material, color: Red



### LPCH 6/ 5+6-ST-7,62 - PCB hybrid connector

1716958

<https://www.phoenixcontact.com/sk/products/1716958>

PCB hybrid connector, nominal cross section: 6 mm<sup>2</sup>, color: green, nominal current: 41 A, 8 A, rated voltage (III/2): 1000 V, contact surface: Sn, contact connection type: Socket, number of potentials: 11, number of rows: 1, number of positions: 11, number of connections: 11, product range: LPCH 6/..+6-ST, pitch: 7.62 mm, connection method: Lever Push-in connection, conductor/PCB connection direction: 0 °, plug-in system: COMBICON PC 6 hybrid, locking: without, mounting: without, type of packaging: packed in cardboard



Phoenix Contact 2024 © - all rights reserved

<https://www.phoenixcontact.com>

PHOENIX CONTACT s.r.o.

Námestie Mateja Korvína 1

811 07 Bratislava

+421 2 3210 1470

[obchod.sk@phoenixcontact.com](mailto:obchod.sk@phoenixcontact.com)