


Data sheet Product DB 15 WW 3

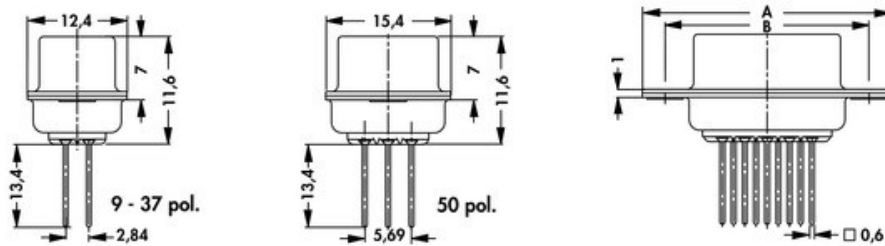


USB / RJ / D-Sub connectors>D-Sub standard connectors
 Female headers wire wrap
 assembly type (optional)
 please see "Further information"
 DB ... T RCUN
 DB ... T RCM3
 DB ... T RCSUN
 DB ... T RCSM3

Features

contact material:	Cu-alloy
surface contact / contact sleeve:	hard gold plated over nickel
quality class / cycles of operation:	quality class 2 = 200 cycles of operation
volume resistance:	≤10 mΩ before strain, ΔR 10 mΩ after strain according to DIN 41652. part 2 (MIL-C-24308)
air gap and creep distance:	<ul style="list-style-type: none"> • cont.-contact <1mm • contact-earth <1mm
nominal current:	5A (20°C)
nominal voltage:	125 V DC
test voltage:	1000 V
insulating body material:	PBT, GF
temperature range:	-55°C... +125°C
casing frame:	steel, tin plated
class of inflammability:	UL 94 V-0
type of mounting:	<ul style="list-style-type: none"> • threaded rivet with M3 • threaded rivet with UNC 4-40 • threaded rivet and screwing bolt with M3 • threaded rivet and screwing bolt with UNC 4-40
insulation resistance:	≥5 GΩ

Technical Drawing

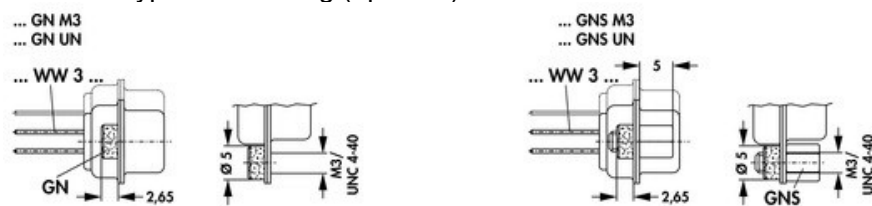


A: 39.2 mm

B: 33.3 mm

Further Information

Overview type of mounting (optional)



Fischer Elektronik GmbH & Co. KG
DEUTSCHLAND • GERMANY • ALLEMAGNE

Nottebohmstraße 28
58511 Lüdenscheid

Telefon +49 2351 435-0
Telefax +49 2351 45754

info@fischerelektronik.de
www.fischerelektronik.de