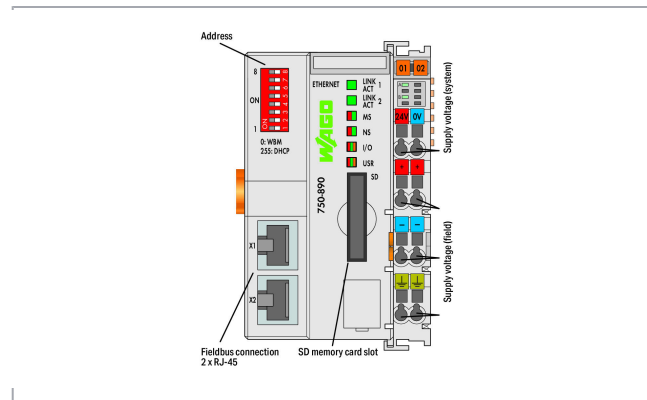
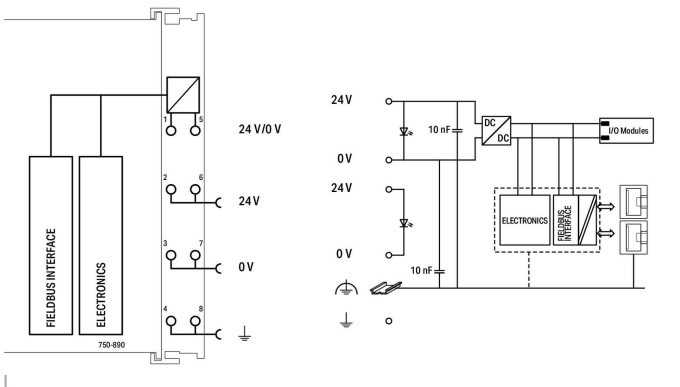
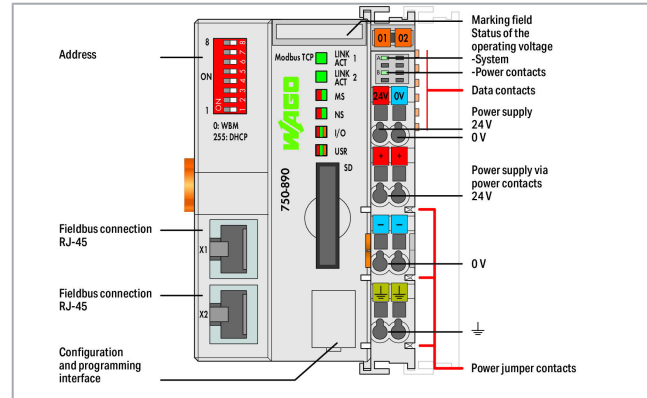
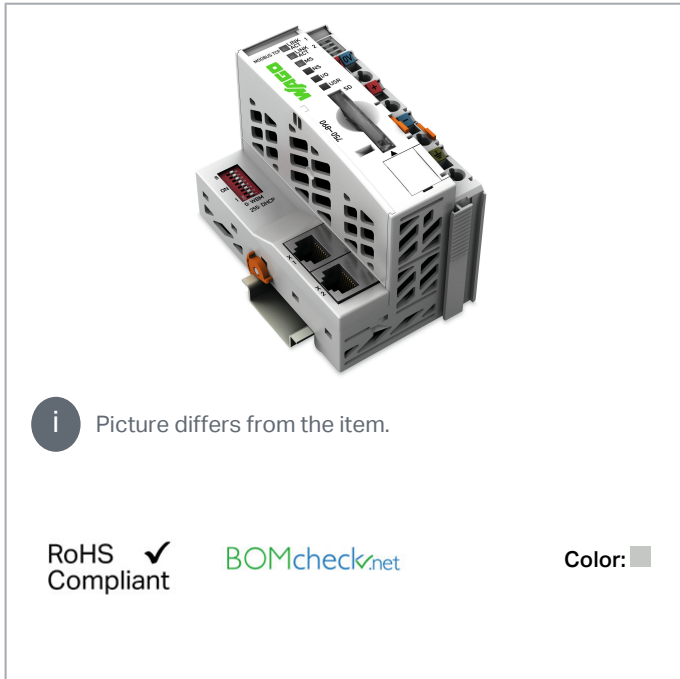


Data sheet | Item number: 750-890/025-002

Controller Modbus TCP; 4th generation; 2 x ETHERNET, SD Card Slot;
Telecontrol technology; Ext. Temperature; ECO; light gray



www.wago.com/750-890/025-002



Item description

WAGO's Modbus TCP Controller can be used as a programmable controller within ETHERNET networks in conjunction with the WAGO-I/O-SYSTEM.

It supports all digital, analog and specialty modules found within the 750/753 Series, and is suitable for data rates of 10/100 Mbit/s.

Two ETHERNET interfaces and an integrated switch allow the fieldbus to be wired in a line topology. This eliminates additional network devices, such as switches or hubs. Both interfaces support autonegotiation and Auto-MDI(X).

Subject to changes. Please also observe the further product documentation!

WAGO Kontakttechnik GmbH & Co. KG
Hansastr. 27
32423 Minden
Phone: +49571 887-0 | Fax: +49571 887-169
Email: info.de@wago.com | Web: www.wago.com

Do you have any questions about our products?
We are always happy to take your call at +49 (571) 887-44222.



The DIP switch configures the last byte of the IP address and may be used for IP address assignment.

This controller supports Modbus TCP for use in industrial environments. It also supports a wide variety of standard ETHERNET protocols for easy integration into IT environments (HTTP(S), BootP, DHCP, DNS, SNTP, SNMP, (S)FTP).

An integrated Webserver provides user configuration options, while displaying PLC status information.

The IEC 61131-3 programmable controller is multitasking-capable and features a capacitor-backed RTC.

A data memory of 8 MB is available.

The controller is equipped with a removable memory card slot. A memory card can be used to transfer device parameters or files (e.g., boot files) from one controller to another. The memory card can be accessed via FTP and be used as an additional drive.

Data

Technical data

Communication	Modbus (TCP, UDP) Telecontrol protocols
ETHERNET protocols	HTTP(S) BootP DHCP DNS SNTP (S)FTP SNMP
Telecontrol protocols	IEC 60870-5-101/-103/-104 IEC 61400-25 IEC 61850-7 DNP3
CPU	32 bits
Programming languages per IEC 61131-3	Instruction List (IL) Ladder Diagram (LD) Function Block Diagram (FBD), Continuous Function Chart (CFC) Structured Text (ST) Sequential Function Chart (SFC)
Programming environment	WAGO-I/O-PRO V2.3 (based on CODESYS V2.3)
Configuration options	WAGO-I/O-CHECK Web-based management CODESYS Library
Baud rate (communication/fieldbus 1)	10/100 Mbit/s
Baud rate	10/100 Mbit/s
Transmission medium (communication/fieldbus)	Twisted Pair S-UTP; 100 Ω; Cat. 5; 100 m maximum cable length
Transmission performance	Class D per EN 50173
Program memory	8 MB
Data memory	8 MB

Subject to changes. Please also observe the further product documentation!



Non-volatile software memory	32 Kbytes
Memory card type	SD and SDHC up to 32 GB (all guaranteed properties only valid with WAGO Memory Card)
Memory card slot	Push-push mechanism; Cover lid (sealable)
Number of modules per node (max.)	4
Input and output (fieldbus) process image (max.)	1020 Worte/1020 Worte
Indicators	LED (LINK/ACT) green: Network connection via ports 1 ... 2; LED (MS, NS) red/green: Status of node, network; LED (I/O, USR) red /green/orange: Local data bus status, status programmable by user; LED (A, B) green: System power supply status, field supply
Supply voltage (system)	24 VDC (-25 ... +30 %); via pluggable connector (CAGE CLAMP® connection)
Input current (typ.) at nominal load (24 V)	500 mA
Power supply efficiency (typ.) at nominal load (24 V)	90 %
Power consumption (5 V system supply)	440 mA
Total current (system supply)	1,700 mA
Supply voltage (field)	24 VDC (-25 ... +30 %); via power jumper contacts
Current carrying capacity (power jumper contacts)	10 A
Number of outgoing power jumper contacts	3
Isolation	500 V system/field

Connection data

Connection technology: communication/fieldbus	Modbus TCP/UDP: 2 x RJ-45; Telecontrol protocol IEC 60870-5-101/-103: 1 x Serial interface via I/O module; Telecontrol protocol IEC 60870-5-104: 1 x RJ-45; Telecontrol protocol IEC 61850: 1 x RJ-45; Telecontrol protocol DNP3: 1 x RJ-45
Connection technology: system supply	2 x CAGE CLAMP®
Connection technology: field supply	6 x CAGE CLAMP®
Connection type (1)	System/field supply
Solid conductor	0.08 ... 2.5 mm ² / 28 ... 14 AWG
Fine-stranded conductor	0.08 ... 2.5 mm ² / 28 ... 14 AWG
Strip length	8 ... 9 mm / 0.31 ... 0.35 inch
Connection technology: device configuration	1 x Male connector; 4-pole

Physical data

Width	61.5 mm / 2.421 inch
Height	100 mm / 3.937 inch
Depth	71.9 mm / 2.831 inch

Subject to changes. Please also observe the further product documentation!

WAGO Kontakttechnik GmbH & Co. KG
Hansastr. 27
32423 Minden
Phone: +49571 887-0 | Fax: +49571 887-169
Email: info.de@wago.com | Web: www.wago.com

Do you have any questions about our products?
We are always happy to take your call at +49 (571) 887-44222.



Depth from upper edge of DIN-rail	64.7 mm / 2.547 inch
-----------------------------------	----------------------

Mechanical data

Weight	152.4 g
Color	light gray
Housing material	Polycarbonate; Polyamide 6.6
Conformity marking	CE

Environmental requirements

Surrounding air temperature (operation)	-20 ... 60 °C
Surrounding air temperature (storage)	-40 ... 85 °C
Protection type	IP20
Pollution degree (5)	2 per IEC 61131-2
Operating altitude	without temperature derating: 0 ... 2000 m; with temperature derating: 2000 ... 5000 m (0.5 K/100 m); 5000 m (max.)
Relative humidity (without condensation)	95 %
Relative humidity (with condensation)	Short-term condensation per Class 3K6/IEC EN 60721-3-3 and E-DIN 40046-721-3, accounting for a temperature range of -20 to +60 °C (except for wind-driven precipitation, water and ice formation)
Mounting position	any
Mounting type	DIN-35 rail
Shock resistance	15g per IEC 60068-2-27
EMC immunity to interference	per EN 61000-6-2, marine applications
EMC emission of interference	per EN 61000-6-3, marine applications
Exposure to pollutants	Per IEC 60068-2-42 and IEC 60068-2-43
Fire load	1.143 MJ
Permissible H ₂ S contaminant concentration at a relative humidity 75 %	10 ppm
Permissible SO ₂ contaminant concentration at a relative humidity 75 %	25 ppm

Commercial data

Packaging type	BOX
Country of origin	DE
GTIN	4055143918893
Customs tariff number	85371091990

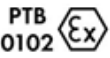



Subject to changes. Please also observe the further product documentation!

WAGO Kontakttechnik GmbH & Co. KG
 Hansastr. 27
 32423 Minden
 Phone: +49571 887-0 | Fax: +49571 887-169
 Email: info.de@wago.com | Web: www.wago.com


Do you have any questions about our products?
 We are always happy to take your call at +49 (571) 887-44222.

Approvals / Certificates


Ex-Approvals

Logo	Approval	Additional Approval Text	Certificate name
	ATEX TUEV Nord Cert GmbH	EN 60079	TUEV_14_ATEX_148929_X
	CCCEX CQST/CNEx	CNCA-C23-01	2020312310000213
	IECEX TUEV Nord Cert GmbH	IEC 60079	IECEX_TUN_14.0035_X
	UL Underwriters Laboratories Inc. (HAZARDOUS LOCATIONS)	UL 121201	E198726 Sec.1


Country specific Approvals

Logo	Approval	Additional Approval Text	Certificate name
	KC National Radio Research Agency	Article 58-2, Clause 3	MSIP-REM-W43-PFC750

Ship Approvals

Logo	Approval	Additional Approval Text	Certificate name
	DNV GL Det Norske Veritas, Germanischer Lloyd	-	TAA00001J4


UL-Approvals

Logo	Approval	Additional Approval Text	Certificate name
	UL Underwriters Laboratories Inc. (ORDINARY LOCATIONS)	UL 61010-2-201	E175199 Sec11

Subject to changes. Please also observe the further product documentation!

Required accessories












memory card

	Item no.: 758-879/000-001 Memory Card SD; SLC-NAND; 2 GByte; Temperature from -40 to 90 °C	www.wago.com/758-879/000-001
--	--	--

	Item no.: 758-879/000-2108 Memory Card SD; pSLC-NAND; 8 GB; Temperature range: -40 to 90°C	www.wago.com/758-879/000-2108
--	--	--

Compatible products

Carrier rail

	Item no.: 210-112 Steel carrier rail; 35 x 7.5 mm; 1 mm thick; 2 m long; slotted; according to EN 60715; "Hole width 25 mm; silver-colored	www.wago.com/210-112
	Item no.: 210-113 Steel carrier rail; 35 x 7.5 mm; 1 mm thick; 2 m long; unslotted; according to EN 60715; silver-colored	www.wago.com/210-113
	Item no.: 210-114 Steel carrier rail; 35 x 15 mm; 1.5 mm thick; 2 m long; unslotted; similar to EN 60715; silver-colored	www.wago.com/210-114
	Item no.: 210-115 Steel carrier rail; 35 x 7.5 mm; 1 mm thick; 2 m long; slotted; according to EN 60715; "Hole width 18 mm; silver-colored	www.wago.com/210-115
	Item no.: 210-118 Steel carrier rail; 35 x 15 mm; 2.3 mm thick; 2 m long; unslotted; according to EN 60715; silver-colored	www.wago.com/210-118
	Item no.: 210-196 Aluminum carrier rail; 35 x 8.2 mm; 1.6 mm thick; 2 m long; unslotted; similar to EN 60715; silver-colored	www.wago.com/210-196
	Item no.: 210-197 Steel carrier rail; 35 x 15 mm; 1.5 mm thick; 2 m long; slotted; similar to EN 60715; silver-colored	www.wago.com/210-197
	Item no.: 210-198 Copper carrier rail; 35 x 15 mm; 2.3 mm thick; 2 m long; unslotted; according to EN 60715; copper-colored	www.wago.com/210-198
	Item no.: 210-504 Steel carrier rail; 35 x 7.5 mm; 1 mm thick; 2 m long; slotted; galvanized; according to EN 60715; silver-colored	www.wago.com/210-504
	Item no.: 210-505 Steel carrier rail; 35 x 7.5 mm; 1 mm thick; 2 m long; unslotted; galvanized; according to EN 60715; silver-colored	www.wago.com/210-505
	Item no.: 210-506 Steel carrier rail; 35 x 15 mm; 1.5 mm thick; 2 m long; unslotted; galvanized; similar to EN 60715; silver-colored	www.wago.com/210-506

Subject to changes. Please also observe the further product documentation!



Item no.: 210-508

Steel carrier rail; 35 x 15 mm; 1.5 mm thick; 2 m long; slotted; galvanized; similar to EN 60715; silver-colored

www.wago.com/210-508

Marking accessories



Item no.: 248-501

Miniature WSB Quick marking system; plain; Marker width 5 mm; 10 strips with 10 markers per card

www.wago.com/248-501



Item no.: 248-501/000-002

Mini-WSB marking card; as card; not stretchable; plain; snap-on type; yellow

www.wago.com/248-501/000-002



Item no.: 248-501/000-005

Mini-WSB marking card; as card; not stretchable; plain; snap-on type; red

www.wago.com/248-501/000-005



Item no.: 248-501/000-006

Mini-WSB marking card; as card; not stretchable; plain; snap-on type; blue

www.wago.com/248-501/000-006



Item no.: 248-501/000-007

Mini-WSB marking card; as card; not stretchable; plain; snap-on type; gray

www.wago.com/248-501/000-007



Item no.: 248-501/000-012

Mini-WSB marking card; as card; not stretchable; plain; snap-on type; orange

www.wago.com/248-501/000-012



Item no.: 248-501/000-017

Mini-WSB marking card; as card; not stretchable; plain; snap-on type; light green

www.wago.com/248-501/000-017



Item no.: 248-501/000-023

Mini-WSB marking card; as card; not stretchable; plain; snap-on type; green

www.wago.com/248-501/000-023



Item no.: 248-501/000-024

Mini-WSB marking card; as card; not stretchable; plain; snap-on type; violet

www.wago.com/248-501/000-024



Item no.: 750-100

Marker card; as a DIN A4 sheet; plain; white

www.wago.com/750-100



Item no.: 750-103

Group marker carrier; transparent

www.wago.com/750-103



Item no.: 750-106

Group marker carrier; transparent

www.wago.com/750-106

software



Item no.: 759-333

WAGO-I/O-PRO

www.wago.com/759-333

Subject to changes. Please also observe the further product documentation!



Item no.: 759-333/000-923
WAGO-I/O-PRO; USB-Set

www.wago.com/759-333/000-923



Item no.: 759-911
WAGO-I/O-PRO; CD

www.wago.com/759-911

shield connection



Item no.: 790-108
Shield clamping saddle; 11 mm wide; diameter of compatible conductor; 3 ... 8 mm

www.wago.com/790-108



Item no.: 790-116
Shield clamping saddle; 19 mm wide; diameter of compatible conductor; 7 ... 16 mm

www.wago.com/790-116



Item no.: 790-124
Shield clamping saddle; 27 mm wide; diameter of compatible conductor; 6 ... 24 mm

www.wago.com/790-124



Item no.: 790-140
Shield clamping saddle; diameter of compatible conductor

www.wago.com/790-140



Item no.: 790-208
Shield clamping saddle; 12.4 mm wide; 3 ... 8 mm

www.wago.com/790-208



Item no.: 790-216
Shield clamping saddle; 21.8 mm wide; 6 ... 16 mm

www.wago.com/790-216

General accessories



Item no.: 750-921
Bluetooth® Adapter; light gray

www.wago.com/750-921



Item no.: 750-923
Configuration cable; USB connector; Length: 2.5 m; black

www.wago.com/750-923



Item no.: 750-923/000-001
Configuration cable; USB connector; Length: 5 m

www.wago.com/750-923/000-001

wiring and connectors



Item no.: 750-975
ETHERNET RJ-45 connector, IP20; ETHERNET 10/100 Mbit/s; for field assembly; light gray

www.wago.com/750-975



Item no.: 750-977/000-011
Connector ETHERNET; RJ-45; Cat. 6A; straight; Code T568A; AWG 22

www.wago.com/750-977/000-011



Item no.: 750-977/000-012
Connector ETHERNET; RJ-45; Cat. 6A; straight; Code T568B; AWG 22

www.wago.com/750-977/000-012



Item no.: 750-977/000-021
Connector ETHERNET; RJ-45; Cat. 6A; straight; Code T568A; AWG 24

www.wago.com/750-977/000-021

Subject to changes. Please also observe the further product documentation!

	Item no.: 750-977/000-022 Connector ETHERNET; RJ-45; Cat. 6A; straight; Code T568B; AWG 24	www.wago.com/750-977/000-022
	Item no.: 750-978/000-011 Connector ETHERNET; RJ-45; Cat. 6A; straight; Code T568A; AWG 22; Strain relief	www.wago.com/750-978/000-011
	Item no.: 750-978/000-012 Connector ETHERNET; RJ-45; Cat. 6A; straight; Code T568B; AWG 22; Strain relief	www.wago.com/750-978/000-012
	Item no.: 750-978/000-021 Connector ETHERNET; RJ-45; Cat. 6A; straight; Code T568A; AWG 24; Strain relief	www.wago.com/750-978/000-021
	Item no.: 750-978/000-022 Connector ETHERNET; RJ-45; Cat. 6A; straight; Code T568B; AWG 24; Strain relief	www.wago.com/750-978/000-022
	Item no.: 750-979/000-011 Connector ETHERNET; RJ-45; Cat. 6A; angled; Code T568A; AWG 22; Strain relief	www.wago.com/750-979/000-011
	Item no.: 750-979/000-012 Connector ETHERNET; RJ-45; Cat. 6A; angled; Code T568B; AWG 22; Strain relief	www.wago.com/750-979/000-012
	Item no.: 750-979/000-021 Connector ETHERNET; RJ-45; Cat. 6A; angled; Code T568A; AWG 24; Strain relief	www.wago.com/750-979/000-021
	Item no.: 750-979/000-022 Connector ETHERNET; RJ-45; Cat. 6A; angled; Code T568B; AWG 24; Strain relief	www.wago.com/750-979/000-022

Downloads

Documentation

Manual

Controller Modbus TCP; G4; 2ETH; SD Generation 4; 2 x ETHERNET; SD Card Slot	V 1.2.2 18. 1. 2021	pdf 8.4 MB	Download
Systemhandbuch WAGO I/O System 750 / 753 Dezentrale Automatisierungstechnik	V 3.0.0 4. 3. 2021	pdf 6.6 MB	Download

Bid Text

750-890/025-002	docx	Download
-----------------	------	----------

Subject to changes. Please also observe the further product documentation!



17.3 kB

750-890/025-002

xml
10.0 kB

Download

Additional Information

Disposal; Electrical and electronic equipment, Packaging

V 1.0.0

pdf
265.8 kB

Download

System Description

750 Controller, General Product Information

pdf
621.9 kB

Download

Overview on WAGO-I/O-SYSTEM 750 approvals

pdf
780.2 kB

Download

CAD/CAE-Data

CAD data

2D/3D Models 750-890/025-002

URL

Download

CAE data

ZUKEN Portal 750-890/025-002

URL

Download

Environmental Product Compliance

Compliance Search

Environmental Product Compliance 750-890/025-002

URL

Download

Controller Modbus TCP; 4th generation; 2 x ETHERNET, SD Card Slot; Telecontrol technology; Ext. Temperature; ECO; light gray

Installation Notes

Product family

Controller 750

[Show all products from the family](#)

Subject to changes. Please also observe the further product documentation!

WAGO Kontakttechnik GmbH & Co. KG

Hansastr. 27

32423 Minden

Phone: +49571 887-0 | Fax: +49571 887-169

Email: info.de@wago.com | Web: www.wago.com

Do you have any questions about our products?

We are always happy to take your call at +49 (571) 887-44222.