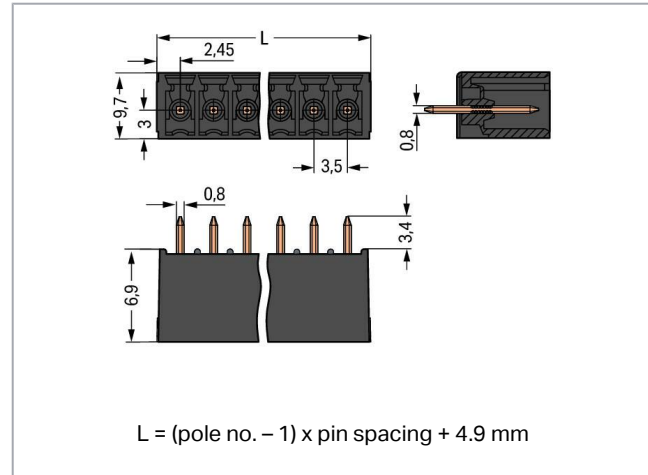



Data sheet | Item number: 714-138

THT male header; 0.8 x 0.8 mm solder pin; straight; Pin spacing 3.5 mm; 8-pole; black



www.wago.com/714-138



Item description

- Male headers may be mounted horizontally or vertically via straight or angled solder pins
- Header housing is molded of THR-compatible insulation material for lead-free Reflow soldering
- Separated pin slots prevent damage and make the headers touch-proof when unplugged
- Coding option available

Safety information 1:

The *MCS – MULTI CONNECTION SYSTEM* includes connectors without breaking capacity in accordance with DIN EN 61984. When used as intended, these connectors must not be connected/disconnected when live or under load. The circuit design should ensure header pins, which can be touched, are not live when unmated.

Data

Electrical data

Ratings per IEC/EN

Ratings per

IEC/EN 60664-1

Subject to changes. Please also observe the further product documentation!

WAGO Kontakttechnik GmbH & Co. KG
Hansastr. 27
32423 Minden
Phone: +49571 887-0 | Fax: +49571 887-169
Email: info.de@wago.com | Web: www.wago.com

Do you have any questions about our products?
We are always happy to take your call at +49 (571) 887-44222.



Nominal voltage (III/3)	160 V
Rated surge voltage (III/3)	2.5 kV
Rated voltage (III/2)	160 V
Rated surge voltage (III/2)	2.5 kV
Nominal voltage (II/2)	320 V
Rated surge voltage (II/2)	2.5 kV
Rated current	8 A
Legend (ratings)	(III / 2) \triangleq Overvoltage category III / Pollution degree 2

Ratings per UL

Approvals per	UL 1059
Rated voltage UL (Use Group B)	150 V
Rated current UL (Use Group B)	8 A

Ratings per CSA

Approvals per	CSA
---------------	-----

Connection data

Pole No.	8
Total number of potentials	8
Number of connection types	1
Number of levels	1

Physical data

Pin spacing	3.5 mm / 0.138 inch
Width	29.4 mm / 1.157 inch
Height	13.1 mm / 0.516 inch
Height from the surface	9.7 mm / 0.382 inch
Depth	6.9 mm / 0.272 inch
Solder pin length	3.4 mm
Solder pin dimensions	0.8 x 0.8 mm
Drilled hole diameter with tolerance	1.2 ^(+0.1) mm

Plug-in connection

Contact type (pluggable connector)	Male connector/plug
Connector (connection type)	for PCB

Subject to changes. Please also observe the further product documentation!

Mismating protection	No
Mating direction to the PCB	90°

PCB contact

PCB Contact	THT
Solder pin arrangement	over the entire male connector (in-line)
Number of solder pins per potential	1

Material data

Color	black
Material group	I
Insulation material	Polyphthalamide (PPA GF)
Flammability class per UL94	V0
Contact material	Electrolytic copper (E _{Cu})
Contact plating	tin-plated
Fire load	0.036 MJ
Weight	1.8 g

Environmental requirements


Limit temperature range	-60 ... +100 °C
-------------------------	-----------------

Commercial data

Product Group	3 (Multi Conn. System)
Packaging type	BOX
Country of origin	DE
GTIN	4045454858872
Customs tariff number	85366990990

Approvals / Certificates

Country specific Approvals


Logo	Approval	Additional Approval Text	Certificate name
	CCA DEKRA Certification B.V.	EN 61984	NTR NL-7604
	KEMA/KEUR	EN 61984	2198681.01

Subject to changes. Please also observe the further product documentation!

DEKRA Certification B.V.



UL-Approvals

Logo	Approval	Additional Approval Text	Certificate name
	UR Underwriters Laboratories Inc.	UL 1059	E45172-19950922

Counterpart



Item no.714-108

1-conductor female plug; push-button; 1.5 mm²; Pin spacing 3.5 mm; 8-pole; 1,50 mm²; black

www.wago.com/714-108



Item no.714-108/000-047

1-conductor female plug; push-button; direct marking; 1.5 mm²; Pin spacing 3.5 mm; 8-pole; 1,50 mm²; black

www.wago.com/714-108/000-047

Compatible products

Coding



Item no.: 714-101

Coding key; orange

www.wago.com/714-101

Downloads

Documentation

Additional Information

Technical explanations	3. 4. 2019	pdf 2.0 MB	Download
------------------------	------------	---------------	----------

CAD/CAE-Data

PCB Design

Symbol and Footprint 714-138

Subject to changes. Please also observe the further product documentation!

WAGO Kontakttechnik GmbH & Co. KG

Hansastr. 27

32423 Minden

Phone: +49571 887-0 | Fax: +49571 887-169

Email: info.de@wago.com | Web: www.wago.com

Do you have any questions about our products?

We are always happy to take your call at +49 (571) 887-44222.



[URL](#)

[Download](#)

CAX data for your PCB design, consisting of "schematic symbols and PCB footprints", allow easy integration of the WAGO component into your development environment.

Supported formats:

- Accel EDA 14 & 15
- Altium 6 to current version
- Cadence Allegro
- DesignSpark
- Eagle Libraries
- KiCad
- Mentor Graphics BoardStation
- Mentor Graphics Design Architect
- Mentor Graphics Design Expedition 99 and 2000
- OrCAD 9.X PCB and Capture
- PADS PowerPCB 3, 3.5, 4.X, and 5.X
- PADS PowerPCB and PowerLogic 3.0
- PCAD 2000, 2001, 2002, 2004, and 2006
- Pulsonix 8.5 or newer
- STL
- 3D STEP
- TARGET 3001!
- View Logic ViewDraw
- Quadcept
- Zuken CadStar 3 and 4
- Zuken CR-5000 and CR-8000

PCB Component Libraries (EDA), PCB CAD Library Ultra Librarian

CAE data

ZUKEN Portal 714-138

[URL](#)

[Download](#)

CAD data

2D/3D Models 714-138

[URL](#)

[Download](#)

Environmental Product Compliance

Compliance Search


Subject to changes. Please also observe the further product documentation!

WAGO Kontakttechnik GmbH & Co. KG
Hansastr. 27
32423 Minden
Phone: +49571 887-0 | Fax: +49571 887-169
Email: info.de@wago.com | Web: www.wago.com

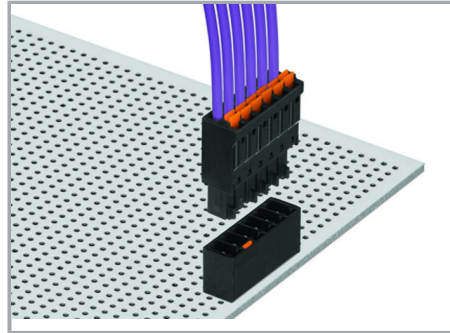
Do you have any questions about our products?
We are always happy to take your call at +49 (571) 887-44222.

Installation Notes

Coding



Coding a male header by inserting a coding pin.



Coded connectors

Product family

[*MCS*](#) MINI SL

[Show all products from the family](#)

Subject to changes. Please also observe the further product documentation!
