


Data sheet | Item number: 884-7000

Stud terminal block; 70 mm²; with 2 stud bolts M8; 70,00 mm²; beige

www.wago.com/884-7000



RoHS
Compliant ✓

[BOMcheck.net](https://www.bomcheck.net)

Color: ■

Data

Electrical data

Ratings per IEC/EN

Nominal voltage (III/3)	1000 V
Rated surge voltage (III/3)	8 kV
Rated current	192 A
Legend (ratings)	(III / 3) ≙ Overvoltage category III / Pollution degree 3

Ratings per UL

Approvals per	UL 1059
Rated voltage UL (Use Group B)	1000 V
Rated current UL (Use Group B)	175 A
Rated voltage UL (Use Group C)	1000 V
Rated current UL (Use Group C)	175 A
Rated voltage UL (Use Group D)	1000 V
Rated current UL (Use Group D)	175 A

Subject to changes. Please also observe the further product documentation!

WAGO Kontakttechnik GmbH & Co. KG
Hansastr. 27
32423 Minden
Phone: +49571 887-0 | Fax: +49571 887-169
Email: info.de@wago.com | Web: www.wago.com

Do you have any questions about our products?
We are always happy to take your call at +49 (571) 887-44222.



Ratings per CSA

Approvals per	C22.2 No 158
Rated voltage CSA (Use Group B)	1000 V
Rated current CSA (Use Group B)	175 A
Rated voltage CSA (Use Group C)	1000 V
Rated current CSA (Use Group C)	175 A
Rated voltage CSA (Use Group D)	1000 V
Rated current CSA (Use Group D)	175 A

Connection data

Connection technology	Bolt-type connection
Actuation type	Open-end, ring, socket wrench; 13 mm
Connectable conductor materials	Copper
Nominal cross-section	70 mm ²
Total number of connection points	2
Total number of potentials	1
Number of levels	1
Connection position	top
Clamping range	2.5 ... 70 mm ² / 14 ... 3/0 AWG
Type of cable lugs according to DIN 46234	Cable lugs for solder-free connections Ring type, without insulating sleeve, for copper conductors
DIN46234: 1 cable lug per side	2.5 ... 95 mm ²
Type of cable lugs according to DIN 46235	Cable lugs for compression connections Cover plate type for copper conductors
DIN46235: 1 cable lug per side	16 ... 70 mm ²
Bolt thread	M8

Physical data

Width	32 mm / 1.26 inch
Height	132 mm / 5.197 inch

Mechanical data

Tightening torque	6 ... 12 Nm
Mounting type	DIN-35 rail Panel mounting

Subject to changes. Please also observe the further product documentation!

Material data

Color	beige
Insulation material	Polyamide (PA66)
Flammability class per UL94	V0
Weight	144.2 g

Environmental requirements









Continuous operating temperature	-40 ... +120 °C
----------------------------------	-----------------

Commercial data















Packaging type	BOX
Country of origin	DE
GTIN	4055143941990
Customs tariff number	85369095000

Compatible products















Carrier rail

	Item no.: 210-112 Steel carrier rail; 35 x 7.5 mm; 1 mm thick; 2 m long; slotted; according to EN 60715; "Hole width 25 mm; www.wago.com/210-112 silver-colored
	Item no.: 210-113 Steel carrier rail; 35 x 7.5 mm; 1 mm thick; 2 m long; unslotted; according to EN 60715; silver-colored www.wago.com/210-113
	Item no.: 210-114 Steel carrier rail; 35 x 15 mm; 1.5 mm thick; 2 m long; unslotted; similar to EN 60715; silver-colored www.wago.com/210-114
	Item no.: 210-115 Steel carrier rail; 35 x 7.5 mm; 1 mm thick; 2 m long; slotted; according to EN 60715; "Hole width 18 mm; www.wago.com/210-115 silver-colored
	Item no.: 210-118 Steel carrier rail; 35 x 15 mm; 2.3 mm thick; 2 m long; unslotted; according to EN 60715; silver-colored www.wago.com/210-118
	Item no.: 210-197 Steel carrier rail; 35 x 15 mm; 1.5 mm thick; 2 m long; slotted; similar to EN 60715; silver-colored www.wago.com/210-197
	Item no.: 210-198 Copper carrier rail; 35 x 15 mm; 2.3 mm thick; 2 m long; unslotted; according to EN 60715; copper-colored www.wago.com/210-198
	Item no.: 210-504 Steel carrier rail; 35 x 7.5 mm; 1 mm thick; 2 m long; slotted; galvanized; according to EN 60715; silver-colored www.wago.com/210-504











Subject to changes. Please also observe the further product documentation!

	Item no.: 210-505 Steel carrier rail; 35 x 7.5 mm; 1 mm thick; 2 m long; unslotted; galvanized; according to EN 60715; silver-colored	www.wago.com/210-505
	Item no.: 210-506 Steel carrier rail; 35 x 15 mm; 1.5 mm thick; 2 m long; unslotted; galvanized; similar to EN 60715; silver-colored	www.wago.com/210-506
	Item no.: 210-508 Steel carrier rail; 35 x 15 mm; 1.5 mm thick; 2 m long; slotted; galvanized; similar to EN 60715; silver-colored	www.wago.com/210-508
Jumper		
	Item no.: 884-7042 Jumper; for M8 stud bolts; 2-way; unplated; silver-colored	www.wago.com/884-7042
	Item no.: 884-7043 Jumper; for M8 stud bolts; 3-way; unplated; silver-colored	www.wago.com/884-7043
Marking accessories		
	Item no.: 2009-115 WMB-Inline; for Smart Printer; 1500 pieces on roll; stretchable 5 - 5.2 mm; plain; snap-on type; white	www.wago.com/2009-115
	Item no.: 2009-115/000-002 WMB-Inline; for Smart Printer; 1500 pieces on roll; stretchable 5 - 5.2 mm; plain; snap-on type; yellow	www.wago.com/2009-115/000-002
	Item no.: 2009-115/000-005 WMB-Inline; for Smart Printer; 1500 pieces on roll; stretchable 5 - 5.2 mm; plain; snap-on type; red	www.wago.com/2009-115/000-005
	Item no.: 2009-115/000-006 WMB-Inline; for Smart Printer; 1500 pieces on roll; stretchable 5 - 5.2 mm; plain; snap-on type; blue	www.wago.com/2009-115/000-006
	Item no.: 2009-115/000-007 WMB-Inline; for Smart Printer; 1500 pieces on roll; stretchable 5 - 5.2 mm; plain; snap-on type; gray	www.wago.com/2009-115/000-007
	Item no.: 2009-115/000-012 WMB-Inline; for Smart Printer; 1500 pieces on roll; stretchable 5 - 5.2 mm; plain; snap-on type; orange	www.wago.com/2009-115/000-012
	Item no.: 2009-115/000-017 WMB-Inline; for Smart Printer; 1500 pieces on roll; stretchable 5 - 5.2 mm; plain; snap-on type; light green	www.wago.com/2009-115/000-017
	Item no.: 2009-115/000-023 WMB-Inline; for Smart Printer; 1500 pieces on roll; stretchable 5 - 5.2 mm; plain; snap-on type; green	www.wago.com/2009-115/000-023
	Item no.: 2009-115/000-024 WMB-Inline; for Smart Printer; 1500 pieces on roll; stretchable 5 - 5.2 mm; plain; snap-on type; violet	www.wago.com/2009-115/000-024

Subject to changes. Please also observe the further product documentation!

	Item no.: 793-501 WMB marking card; as card; not stretchable; plain; snap-on type; white	www.wago.com/793-501
	Item no.: 793-501/000-002 WMB marking card; as card; not stretchable; plain; snap-on type; yellow	www.wago.com/793-501/000-002
	Item no.: 793-501/000-005 WMB marking card; as card; not stretchable; plain; snap-on type; red	www.wago.com/793-501/000-005
	Item no.: 793-501/000-006 WMB marking card; as card; not stretchable; plain; snap-on type; blue	www.wago.com/793-501/000-006
	Item no.: 793-501/000-007 WMB marking card; as card; not stretchable; plain; snap-on type; gray	www.wago.com/793-501/000-007
	Item no.: 793-501/000-012 WMB marking card; as card; not stretchable; plain; snap-on type; orange	www.wago.com/793-501/000-012
	Item no.: 793-501/000-017 WMB marking card; as card; not stretchable; plain; snap-on type; light green	www.wago.com/793-501/000-017
	Item no.: 793-501/000-023 WMB marking card; as card; not stretchable; plain; snap-on type; green	www.wago.com/793-501/000-023
	Item no.: 793-501/000-024 WMB marking card; as card; not stretchable; plain; snap-on type; violet	www.wago.com/793-501/000-024
	Item no.: 793-5501 WMB marking card; as card; for terminal block width 5 - 17.5 mm; stretchable 5 - 5.2 mm; plain; snap-on type; white	www.wago.com/793-5501
	Item no.: 793-5501/000-002 WMB marking card; as card; for terminal block width 5 - 17.5 mm; stretchable 5 - 5.2 mm; plain; snap-on type; yellow	www.wago.com/793-5501/000-002
	Item no.: 793-5501/000-005 WMB marking card; as card; for terminal block width 5 - 17.5 mm; stretchable 5 - 5.2 mm; plain; snap-on type; red	www.wago.com/793-5501/000-005
	Item no.: 793-5501/000-006 WMB marking card; as card; for terminal block width 5 - 17.5 mm; stretchable 5 - 5.2 mm; plain; snap-on type; blue	www.wago.com/793-5501/000-006
	Item no.: 793-5501/000-007 WMB marking card; as card; for terminal block width 5 - 17.5 mm; stretchable 5 - 5.2 mm; plain; snap-on type; gray	www.wago.com/793-5501/000-007

Subject to changes. Please also observe the further product documentation!

	Item no.: 793-5501/000-012 WMB marking card; as card; for terminal block width 5 - 17.5 mm; stretchable 5 - 5.2 mm; plain; snap-on type; orange	www.wago.com/793-5501/000-012
	Item no.: 793-5501/000-014 WMB marking card; as card; for terminal block width 5 - 17.5 mm; stretchable 5 - 5.2 mm; plain; snap-on type; brown	www.wago.com/793-5501/000-014
	Item no.: 793-5501/000-017 WMB marking card; as card; for terminal block width 5 - 17.5 mm; stretchable 5 - 5.2 mm; plain; snap-on type; green	www.wago.com/793-5501/000-017
	Item no.: 793-5501/000-023 WMB marking card; as card; for terminal block width 5 - 17.5 mm; stretchable 5 - 5.2 mm; plain; snap-on type; light green	www.wago.com/793-5501/000-023
	Item no.: 793-5501/000-024 WMB marking card; as card; for terminal block width 5 - 17.5 mm; stretchable 5 - 5.2 mm; plain; snap-on type; violet	www.wago.com/793-5501/000-024
assembling		
	Item no.: 249-117 Screwless end stop; 10 mm wide; for DIN-rail 35 x 15 and 35 x 7.5; gray	www.wago.com/249-117
	Item no.: 249-197 Screwless end stop; 14 mm wide; for DIN-rail 35 x 15 and 35 x 7.5; gray	www.wago.com/249-197
	Item no.: 884-7080 Cover; for stud terminal block; 70 mm ² ; beige	www.wago.com/884-7080
	Item no.: 884-7084 Cover; for stud terminal block; 70 mm ² ; blue	www.wago.com/884-7084
	Item no.: 884-7086 Cover; for stud terminal block; 70 mm ² ; yellow	www.wago.com/884-7086

Downloads

Documentation

Additional Information

Technical explanations	3. 4. 2019	pdf 2.2 MB	Download
------------------------	------------	---------------	----------

CAD/CAE-Data

CAD data

2D/3D Models 884-7000	URL	Download
-----------------------	-----	----------

Subject to changes. Please also observe the further product documentation!

WAGO Kontakttechnik GmbH & Co. KG
 Hansastr. 27
 32423 Minden
 Phone: +49571 887-0 | Fax: +49571 887-169
 Email: info.de@wago.com | Web: www.wago.com

Do you have any questions about our products?
 We are always happy to take your call at +49 (571) 887-44222.

CAE data

ZUKEN Portal 884-7000

[URL](#)

[Download](#)

Environmental Product Compliance

Compliance Search


Environmental Product Compliance 884-7000

[URL](#)

[Download](#)

Stud terminal block; 70 mm²; with 2 stud bolts M8; 70,00 mm²; beige

Installation Notes



Conductor termination


Subject to changes. Please also observe the further product documentation!



Anschluss von zwei Kabelschuhen an einen Gewindebolzen

Es ist möglich, bis zu zwei Kabelschuhe an einem Gewindebolzen anzuschließen. Dafür werden die Kabelschuhe mit den Rückseiten zueinander auf den Bolzen gesetzt. Anschließend wird die Sechskant-Kombimutter mit dem erforderlichen Drehmoment angezogen, sodass sich die Laschen der Kabelschuhe gegeneinanderpressen und sicher mit der Stromschiene kontaktiert werden.

Commoning




Brücken

Schritt 1: Die inneren Trennwände neben den Gewindebolzen entfernen.
Schritt 2: Den 2- oder 3-fach-Brücker auf die zu verbindenden Gewindebolzen auflegen.
Schritt 3: Die Sechskant-Kombimuttern mit dem erforderlichen Drehmoment anziehen.
Achtung: Die Brücker werden unter dem anzuschließenden Ringkabelschuh positioniert.
Die Brücker sind für den Bemessungsstrom der jeweiligen Bolzenklemme ausgelegt.

Subject to changes. Please also observe the further product documentation!

Cover



Abdeckprofil:

Die Abdeckprofile werden in die vorgesehenen Rastelemente der Bolzenklemme von oben aufgerastet. Es besteht die Möglichkeit, die Abdeckprofile mit einem Schneidwerkzeug zu kürzen. Die Abdeckprofile lassen sich ein- oder beidseitig montieren und gewährleisten einen zuverlässigen Berührungsschutz.

Testing




Prüfen

Spannungsmessungen lassen sich direkt an den Gewindebolzen durchführen. Durch die vorgesehenen Prüföffnungen werden Spannungsmessungen auch mit montierten Warnabdeckungen ermöglicht.

Marking

Subject to changes. Please also observe the further product documentation!



Beschriftung

Die Bolzenklemmen lassen sich schnell und einfach mit dem Beschriftungssystem WMB Inline beschriften. Die Schilder werden in die dafür vorgesehenen Aufnahmen eingesetzt. Beschriftungsstreifen werden mithilfe der Beschriftungsadapter (2009-198) eingesetzt.

Subject to changes. Please also observe the further product documentation!