


Data sheet | Item number: 272-305/101-000

Power supply connector; push-button on both sides; without snap-in mounting feet; with screw-type ground contact; 5-pole



www.wago.com/272-305/101-000

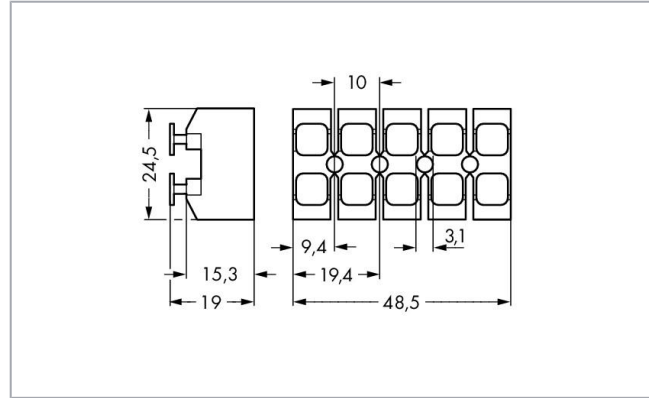


i Picture differs from the item.

RoHS Compliant

BOMcheck.net

Color:



Data

Electrical data

Ratings per IEC/EN

Ratings per	IEC/EN 60664-1
Rated voltage (III/2)	400 V
Rated surge voltage (III/2)	4 kV
Rated current	18 A
Legend (ratings)	(III / 2) ≙ Overvoltage category III / Pollution degree 2

Ratings per UL

Approvals per	UL 1059
---------------	---------

Ratings per CSA

Approvals per	CSA
---------------	-----

Subject to changes. Please also observe the further product documentation!

WAGO Kontakttechnik GmbH & Co. KG
Hansastr. 27
32423 Minden
Phone: +49571 887-0 | Fax: +49571 887-169
Email: info.de@wago.com | Web: www.wago.com

Do you have any questions about our products?
We are always happy to take your call at +49 (571) 887-44222.

Connection data

Connection technology	PUSH WIRE®
Strip length	8 ... 9 mm / 0.31 ... 0.35 inch
Pole No.	5
Total number of connection points	20
Total number of potentials	5
Number of connection types	1

Physical data

Width	48.5 mm / 1.909 inch
Height	19 mm / 0.748 inch
Depth	24.5 mm / 0.965 inch

Material data


Color	white
Fire load	0.263 MJ
Weight	19.1 g

Commercial data

Product Group	8 (Misc. Chassis Mount Blocks)
Packaging type	bag
Country of origin	DE
GTIN	4050821857181
Customs tariff number	85369010000

Approvals / Certificates



Country specific Approvals

Logo	Approval	Additional Approval Text	Certificate name
	CSA DEKRA Certification B.V.	C22.2 No. 158	70048844

Subject to changes. Please also observe the further product documentation!

Compatible products

assembling

	Item no.: 271-702 Pins; for plate thickness 1 mm	www.wago.com/271-702
	Item no.: 271-711 Pins; for plate thickness 1 mm	www.wago.com/271-711
	Item no.: 271-712 Pins; for plate thickness 1.5 mm	www.wago.com/271-712

Downloads

Documentation

Additional Information

Technical explanations	3. 4. 2019	pdf 2.0 MB	Download
------------------------	------------	---------------	----------

CAD/CAE-Data

CAD data

2D/3D Models 272-305/101-000	URL	Download
------------------------------	-----	----------

CAE data

ZUKEN Portal 272-305/101-000	URL	Download
------------------------------	-----	----------

Environmental Product Compliance

Compliance Search

Environmental Product Compliance 272-305/101-000 Power supply connector; push-button on both sides; without snap-in mounting feet; with screw-type ground contact; 5-pole	URL	Download
---------------------------------------------------------------------------------------------------------------------------------------------------------------------------------	-----	----------

Installation Notes

Subject to changes. Please also observe the further product documentation!