

## Distribution block - PTFIX 18X1,5-NS15A YE - 3002961

Please be informed that the data shown in this PDF Document is generated from our Online Catalog. Please find the complete data in the user's documentation. Our General Terms of Use for Downloads are valid (<http://phoenixcontact.com/download>)



Distribution block, internally jumpered, connection method: Push-in connection, number of connections: 18, cross section: 0.14 mm<sup>2</sup> - 1.5 mm<sup>2</sup>, AWG: 26 - 16, width: 40 mm, color: yellow, mounting type: NS 15

### Why buy this product

- Space-saving, thanks to the compact design
- Flexible use, thanks to DIN rail and direct mounting
- Space-saving potential distribution, thanks to compact micro potential distributors
- Convenient test options, thanks to test openings at every terminal point
- Clear arrangement thanks to marking of all terminal points

### Key Commercial Data

Packing unit	20 STK
GTIN	 4 055626 433707
GTIN	4055626433707
Weight per Piece (excluding packing)	0.010 kg
Custom tariff number	85369010
Country of origin	Poland
Note	Made to Order (non-returnable)

### Technical data

#### General

Note	The blocks can be bridged with one another via the conductor shaft. For corresponding plug-in bridges, see accessories
	The D-PTFIX 1,5 cover (accessory) must be placed on the end of the terminal strip
Number of levels	1
Number of connections	18
Potentials	1
Nominal cross section	1.5 mm <sup>2</sup>

# Distribution block - PTFIX 18X1,5-NS15A YE - 3002961

## Technical data

### General

Color	yellow
Insulating material	PA
Flammability rating according to UL 94	V0
Rated surge voltage	6 kV
Degree of pollution	3
Overvoltage category	III
Insulating material group	I
Maximum power dissipation for nominal condition	0.56 W
Ambient temperature (operation)	-60 °C ... 130 °C
Maximum load current	17.5 A
Nominal current I <sub>N</sub>	17.5 A
Nominal voltage U <sub>N</sub>	500 V
Open side panel	No

### Dimensions

Width	40 mm
Length	21 mm
Height NS 15	27.2 mm

### Connection data

Connection method	Push-in connection
Connection in acc. with standard	IEC 60947-7-1
Conductor cross section solid min.	0.14 mm <sup>2</sup>
Conductor cross section solid max.	1.5 mm <sup>2</sup>
Conductor cross section AWG min.	26
Conductor cross section AWG max.	16
Conductor cross section flexible min.	0.14 mm <sup>2</sup>
Conductor cross section flexible max.	1.5 mm <sup>2</sup>
Min. AWG conductor cross section, flexible	26
Max. AWG conductor cross section, flexible	16
Conductor cross section flexible, with ferrule without plastic sleeve min.	0.25 mm <sup>2</sup>
Conductor cross section flexible, with ferrule without plastic sleeve max.	1.5 mm <sup>2</sup>
Conductor cross section flexible, with ferrule with plastic sleeve min.	0.25 mm <sup>2</sup>
Conductor cross section flexible, with ferrule with plastic sleeve max.	1.5 mm <sup>2</sup>
Stripping length	8 mm ... 10 mm
Internal cylindrical gage	A1 / B1

### Standards and Regulations

Connection in acc. with standard	IEC 60947-7-1
Flammability rating according to UL 94	V0

### Environmental Product Compliance

China RoHS	Environmentally friendly use period: unlimited = EFUP-e
------------	---

# Distribution block - PTFIX 18X1,5-NS15A YE - 3002961

## Technical data

### Environmental Product Compliance

	No hazardous substances above threshold values
--	--

## Drawings

### Circuit diagram



## Classifications

### eCl@ss

eCl@ss 4.0	27141120
eCl@ss 4.1	27141120
eCl@ss 5.0	27141120
eCl@ss 5.1	27141120
eCl@ss 6.0	27141120
eCl@ss 7.0	27141120
eCl@ss 8.0	27141120
eCl@ss 9.0	27141120

### ETIM

ETIM 2.0	EC000897
ETIM 3.0	EC000897
ETIM 4.0	EC000897
ETIM 5.0	EC000897
ETIM 6.0	EC000897

### UNSPSC

UNSPSC 6.01	30211811
UNSPSC 7.0901	39121410
UNSPSC 11	39121410
UNSPSC 12.01	39121410
UNSPSC 13.2	39121410

## Approvals

### Approvals

#### Approvals


CSA / UL Recognized / cUL Recognized / cULus Recognized


# Distribution block - PTFIX 18X1,5-NS15A YE - 3002961


## Approvals

Ex Approvals

### Approval details

CSA		<a href="http://www.csagroup.org/services/testing-and-certification/certified-product-listing/">http://www.csagroup.org/services/testing-and-certification/certified-product-listing/</a>	13631
	B	C	D
mm <sup>2</sup> /AWG/kcmil	26-14	26-14	26-14
Nominal current I <sub>N</sub>	15 A	15 A	15 A
Nominal voltage U <sub>N</sub>	300 V	300 V	150 V

UL Recognized		<a href="http://database.ul.com/cgi-bin/XYV/template/LISEXT/1FRAME/index.htm">http://database.ul.com/cgi-bin/XYV/template/LISEXT/1FRAME/index.htm</a>	FILE E 60425
	B	C	D
mm <sup>2</sup> /AWG/kcmil	26-14	26-14	26-14
Nominal current I <sub>N</sub>	15 A	15 A	15 A
Nominal voltage U <sub>N</sub>	300 V	300 V	150 V

cUL Recognized		<a href="http://database.ul.com/cgi-bin/XYV/template/LISEXT/1FRAME/index.htm">http://database.ul.com/cgi-bin/XYV/template/LISEXT/1FRAME/index.htm</a>	FILE E 60425
	B	C	D
mm <sup>2</sup> /AWG/kcmil	26-14	26-14	26-14
Nominal current I <sub>N</sub>	15 A	15 A	15 A
Nominal voltage U <sub>N</sub>	300 V	300 V	150 V

cULus Recognized		<a href="http://database.ul.com/cgi-bin/XYV/template/LISEXT/1FRAME/index.htm">http://database.ul.com/cgi-bin/XYV/template/LISEXT/1FRAME/index.htm</a>
------------------	---	---

## Accessories

Accessories

DIN rail

## Distribution block - PTFIX 18X1,5-NS15A YE - 3002961

### Accessories

DIN rail, unperforated - NS 15 UNPERF 2000MM - 1401695



DIN rail, material: Steel, unperforated, height 5.5 mm, width 15 mm, length: 2 m

---

DIN rail perforated - NS 15 PERF 2000MM - 1401682

DIN rail, material: steel galvanized and passivated with a thick layer, perforated, height 5.5 mm, width 15 mm, length: 2000 mm

---

DIN rail perforated - NS 15 AL PERF 2000MM - 1401763



DIN rail, material: Aluminum, perforated, height 5.5 mm, width 15 mm, length: 2 m

---

DIN rail perforated - NS 15 WH PERF 2000MM - 1204096



DIN rail, material: steel, perforated, height 5.5 mm, width 15 mm, length: 2 m

---

### End block

End clamp - CLIPFIX 15 - 3022263



Snap-on end bracket, to be snapped onto NS 15 DIN rail

---

### End cover

## Distribution block - PTFIX 18X1,5-NS15A YE - 3002961

### Accessories

End cover - D-PTFIX 1,5 - 3003254



End cover, for use in DIN rail mounting, length: 19.9 mm, width: 2.2 mm, height: 17.7 mm, color: gray

---

### Jumper

Plug-in bridge - FBS 2-4 - 3030116



Plug-in bridge, pitch: 4.2 mm, number of positions: 2, color: red

---

Plug-in bridge - FBS 2-4 BU - 3030117



Plug-in bridge, pitch: 4.2 mm, number of positions: 2, color: blue

---

Plug-in bridge - FBS 2-4 GY - 3030118



Plug-in bridge, pitch: 4.2 mm, number of positions: 2, color: gray

---

### Labeled terminal marker

Marking foil for zack marker strip - SK 3,8 REEL P4,15 WH CUS - 0825990

Marking foil for zack marker strip, white, labeled according to customer specifications, Mounting type: adhesive, for terminal block width: 4.15 mm, Lettering field: continuous x 3.8 mm

---

### Screwdriver tools

## Distribution block - PTFIX 18X1,5-NS15A YE - 3002961

### Accessories

Screwdriver - SZF 0-0,4X2,5 - 1204504



Actuation tool, for ST terminal blocks, also suitable for use as a bladed screwdriver, size: 0.4 x 2.5 x 75 mm, 2-component grip, with non-slip grip

---

### Terminal marking

Marking foil for zack marker strip - TML (EX3,8)R - 0801837



Marking foil for zack marker strip, Roll, white, unlabeled, can be labeled with: THERMOMARK ROLL, THERMOMARK ROLL X1, THERMOMARK ROLLMASTER 300/600, THERMOMARK X1.2, THERMOMARK S1.1, Mounting type: adhesive, for terminal block width: 30000 mm, Lettering field: 30,000 x 3.8 mm

---

Marking foil for zack marker strip - TML (104X3,8)R - 0801833



Marking foil for zack marker strip, Roll, white, unlabeled, can be labeled with: THERMOMARK ROLL, THERMOMARK ROLL X1, THERMOMARK ROLLMASTER 300/600, THERMOMARK X1.2, THERMOMARK S1.1, Mounting type: adhesive, for terminal block width: 104 mm, Lettering field: 104 x 3.8 mm

---

Accessories - MPS-MT 1-S4-B RD - 1982800



---

Test plugs - MPS-MT 1-S - 1944372



Test plugs, consisting of  $\varnothing$  1 mm test pin, 150 mm conductor length, and  $\varnothing$  2 mm socket