


RFM83C Series ASK/OOK Super-heterodyne receiver module

1. General Information

RFM83C series module are low cost super-heterodyne receiver module based on RF83C chip, working at frequency 315Mhz and 433.92Mhz(We can customize other frequency 300Mhz and 440Mhz). The operating voltage is 2.1V-3.6V(RFM83CL) and 3.6V-5.5V(RFMC83). There are 5 pinout shapes for options: standad shape, Shape A, Shape B, Shape C and Shape D. The standard shape has Enable(SHUT)function, which enable module to switch between work status and sleep status, other shape modules don't have this function. This module features stable RF performance, low power consumption, high sensibility, cost-effective, widely applied in various types of data transmission system.



(This datasheet only describes the basic functions and Electrical Characteristics of the module. For more details , please refer to the RF83C chip datasheet .)

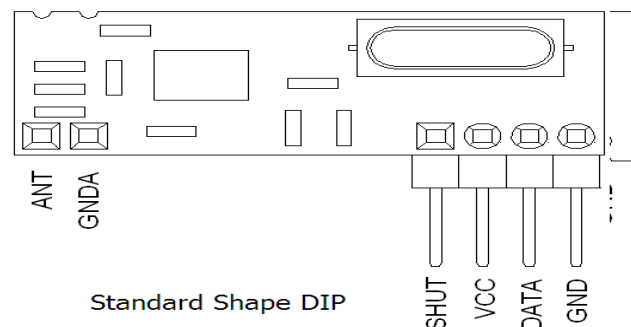
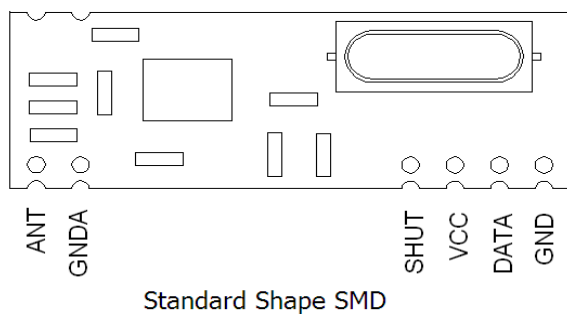
2. Main Features

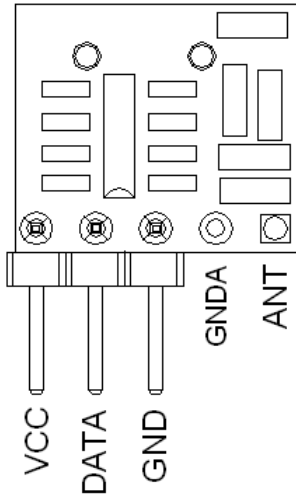
- Low cost, low power consumption, Cost-effective
- Transmission Data Rate: 0.3-2.5KHz
- The operating voltage: RFM83C :3.6V-5.5V
RFM83CL:2.1V-3.6V
- The operating current: 3mA@RFM83C 315MHZ
- Sleep current: ≤0.9uA
- Sensibility:-108dBm
- The operating frequency:315MHZ, 433.92MHZ
- SMD(only for standard shape module) and DIP Package

3. Applications

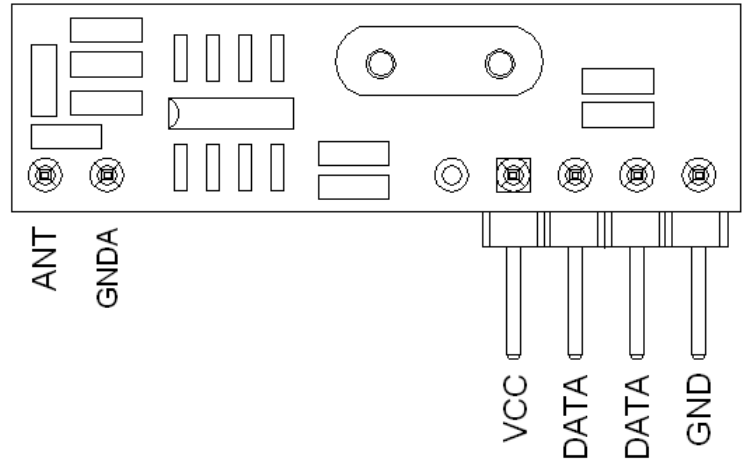
- Wireless data transmission
- Home Automation
- Remote Alarm System

4. Pin definition

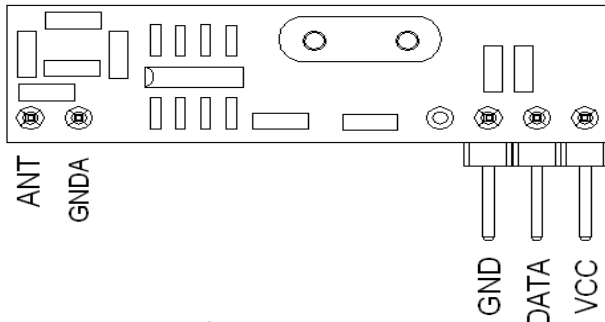




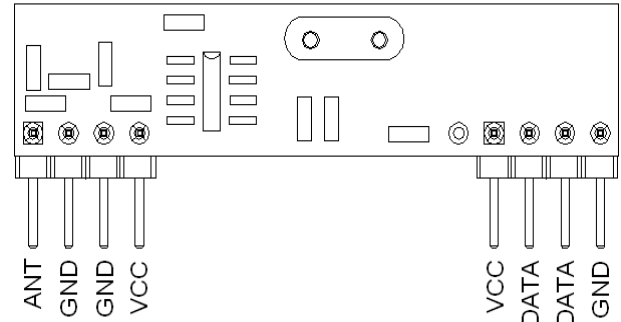
A Shape DIP



B Shape DIP



C Shape DIP



D Shape DIP

Pin Name	Pin definition
ANT	RF signal input pin, connect antenna
GND	connect with negative
GNDA	unconnected or connect with negative
SHUT	Enable pin, when low logic level, the module work, when high logic level, the module sleep. (only standard shape module has this function.)
VCC	Connect with Positive
DATA	Data output pin

5. Electrical Characteristics

Parameter	Condition	Min.	Typical	Max.	Unit
Operating Voltage (DC)	RFM83C (A, B, C, D)	3.6	5	5.5	V
	RFM83CL (A, B, C, D)	2.1	3	3.6	V
Operating Current	RFM83C (A, B, C, D) /5V/315MHz		3	4	mA
	RFM83C (A, B, C, D) /5V/433.92MHz		5	6	mA
	RFM83CL (A, B, C, D) /3V/315MHz		2.2	3.2	mA
	RFM83CL (A, B, C, D) /3V/433.92MHz		3.2	4.2	mA
Sleep current			3		uA
Operating Frequency	RFM83C (A, B, C, D) -315		315		MHz
	RFM83CL (A, B, C, D) -315				
	RFM83C (A, B, C, D) -433		433.92		MHz
	RFM83CL (A, B, C, D) -433				
Sensitivity	315MHz Data Rate 1K		-108		dBm
	433.92MHz Data Rate 1K		-108		dBm
Receive bandwidth			300		KHz
Data rate		0.3		2.5	KHz
Operating temperature		-20		+70	°C

6. Mechanical dimension (unit: mm)

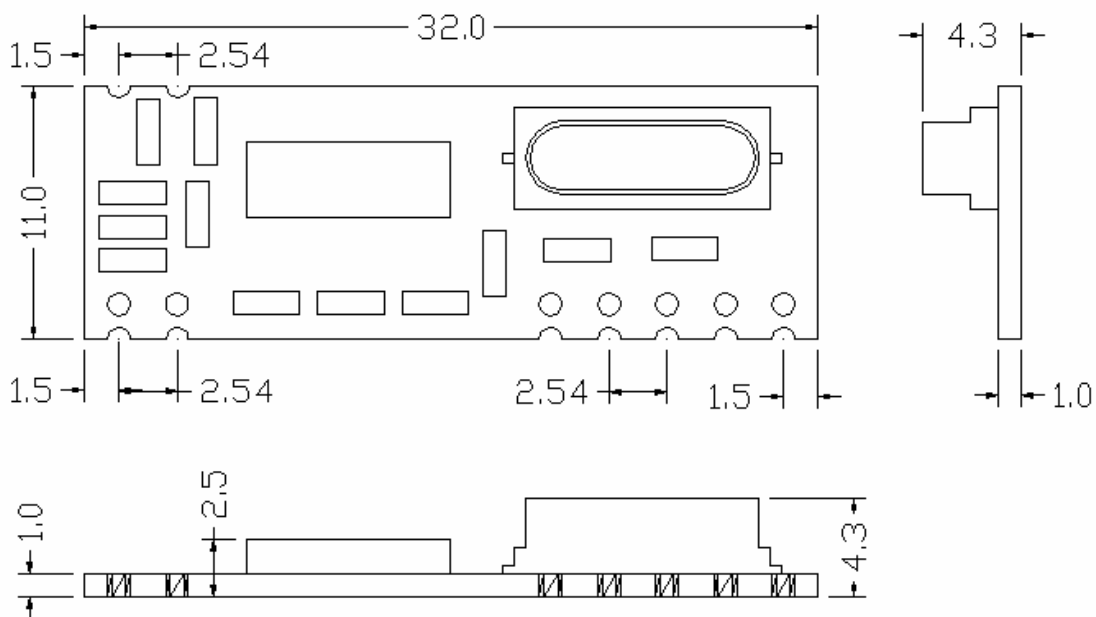


Figure 1 Standard Shape SMD

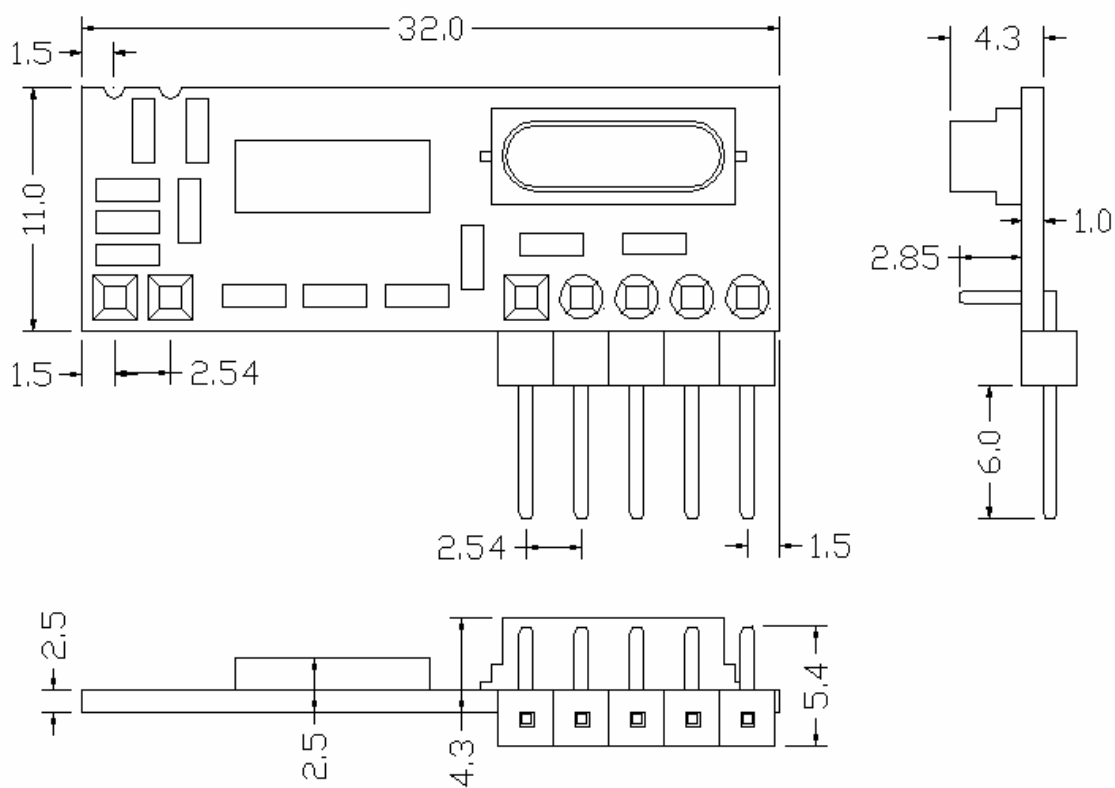


Figure 2 Standard Shape DIP

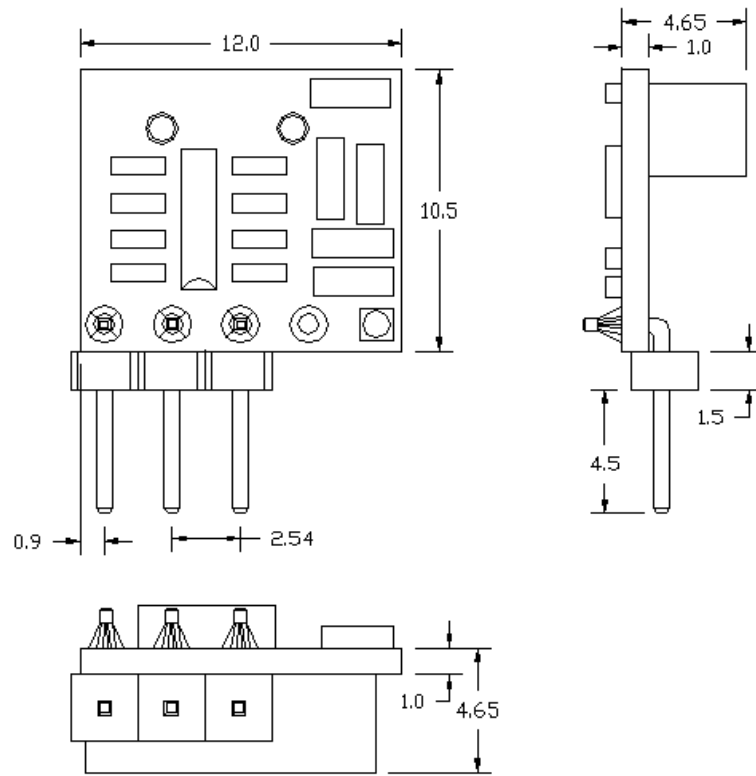


Figure 3 Shape A DIP

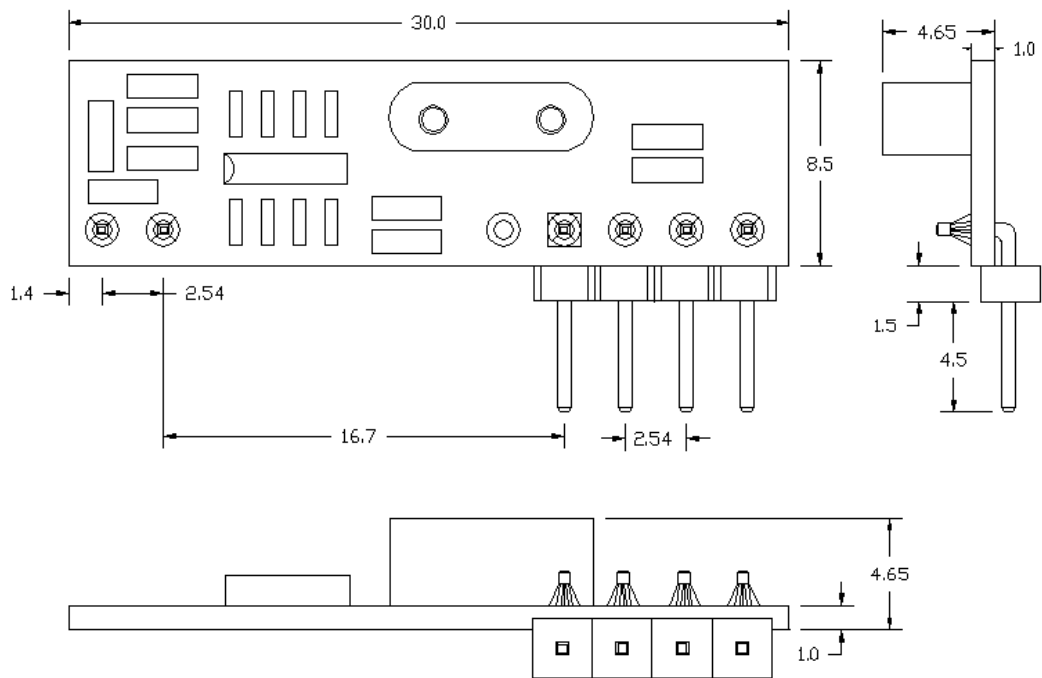


Figure 4 Shape B DIP

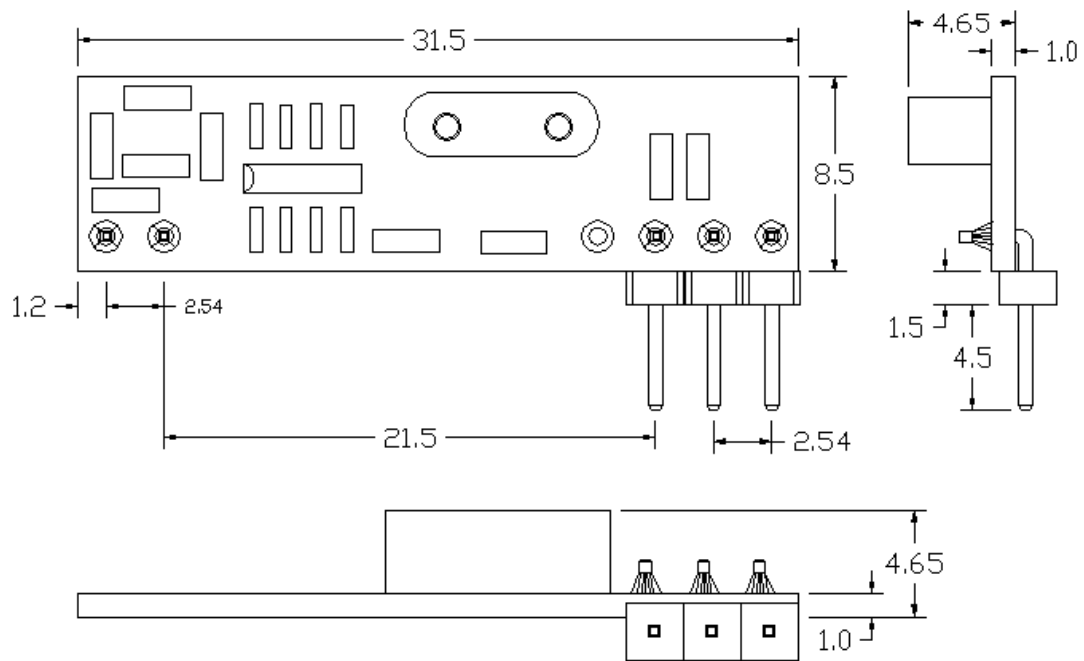


Figure 5 Shape C DIP

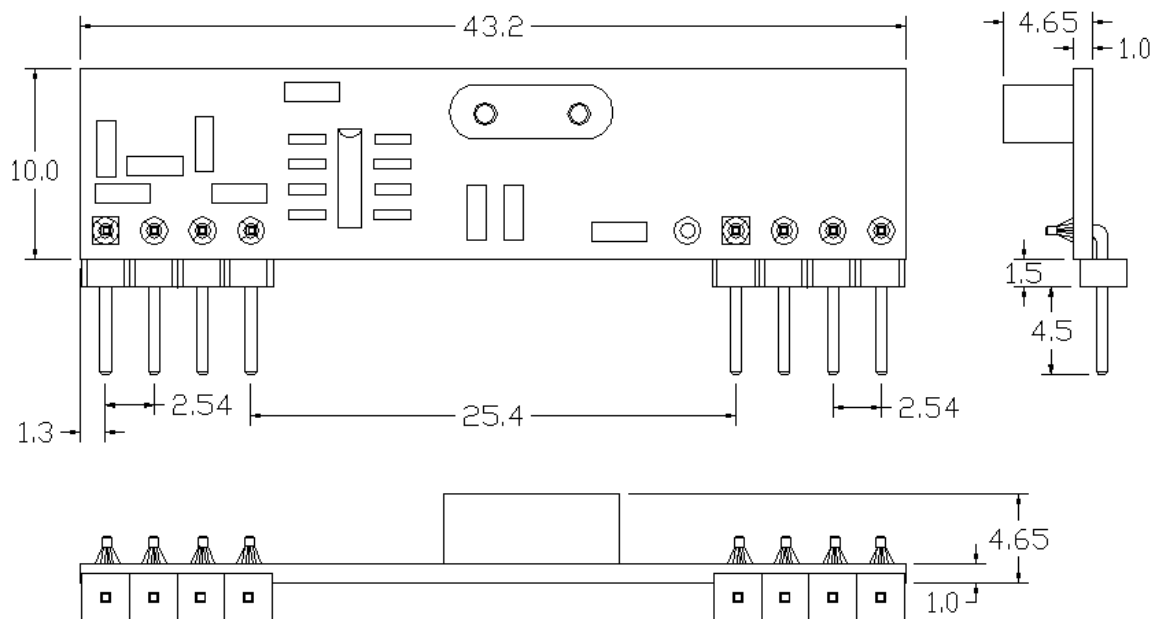
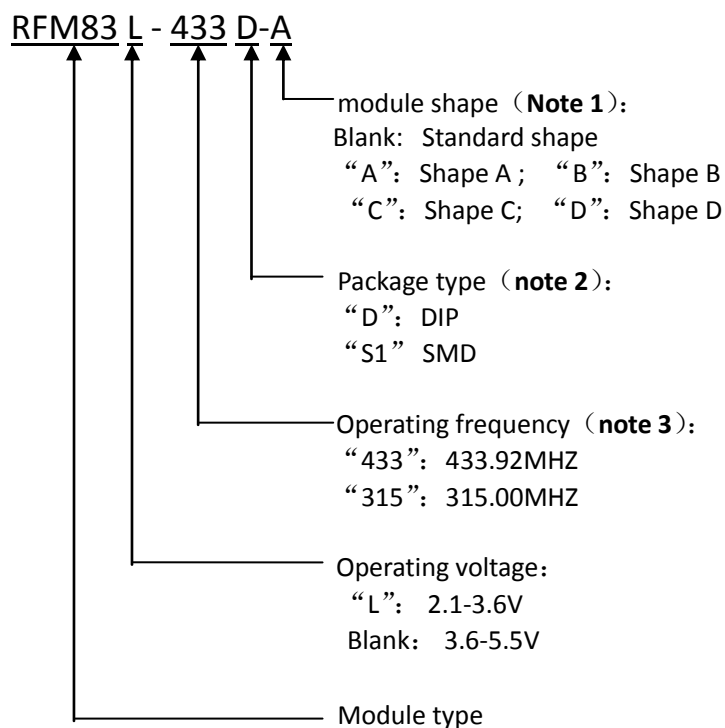


Figure 3 Shape D DIP

7. Ordering information



Note1: Standard shape type is HopeRF's origin design. Other shape type A/B/C/D are designed in order to pin to pin replace other companies' module. If customer can't find pin to pin replacement module, we can make custom design.

Note 2: Only standard Shape type has SMD package.

Note 3: Besides 315Mhz and 433.92Mhz, we can customize other frequencies between 300mhz and 440Mhz according to customer requirements.

P/N comparison table:

Module P/N	Chip type	Module shape type	Operating Voltage (V)	Operating frequency (MHz)	Enable Function (SHUT)	Package type
RFM83C-315S1	RF83C	standard Shape	3.6-5.5	315	Yes	SMD
RFM83C-433S1	RF83C	standard Shape	3.6-5.5	433.92	Yes	SMD
RFM83CL-315S1	RF83CL	standard Shape	2.1-3.6	315	Yes	SMD
RFM83CL-433S1	RF83CL	standard Shape	2.1-3.6	433.92	Yes	SMD
RFM83C-315D	RF83C	standard Shape	3.6-5.5	315	Yes	DIP
RFM83C-433D	RF83C	standard Shape	3.6-5.5	433.92	Yes	DIP
RFM83CL-315D	RF83CL	standard Shape	2.1-3.6	315	Yes	DIP
RFM83CL-433D	RF83CL	standard Shape	2.1-3.6	433.92	Yes	DIP
RFM83C-315D-A	RF83C	Shape A	3.6-5.5	315	No	DIP
RFM83C-433D-A	RF83C	Shape A	3.6-5.5	433.92	No	DIP
RFM83CL-315D-A	RF83CL	Shape A	2.1-3.6	315	No	DIP
RFM83CL-433D-A	RF83CL	Shape A	2.1-3.6	433.92	No	DIP
RFM83C-315D-B	RF83C	Shape B	3.6-5.5	315	No	DIP
RFM83C-433D-B	RF83C	Shape B	3.6-5.5	433.92	No	DIP
RFM83CL-315D-B	RF83CL	Shape B	2.1-3.6	315	No	DIP
RFM83CL-433D-B	RF83CL	Shape B	2.1-3.6	433.92	No	DIP
RFM83C-315D-C	RF83C	Shape C	3.6-5.5	315	No	DIP
RFM83C-433D-C	RF83C	Shape C	3.6-5.5	433.92	No	DIP
RFM83CL-315D-C	RF83CL	Shape C	2.1-3.6	315	No	DIP
RFM83CL-433D-C	RF83CL	Shape C	2.1-3.6	433.92	No	DIP
RFM83C-315D-D	RF83C	Shape D	3.6-5.5	315	No	DIP
RFM83C-433D-D	RF83C	Shape D	3.6-5.5	433.92	No	DIP
RFM83CL-315D-D	RF83CL	Shape D	2.1-3.6	315	No	DIP
RFM83CL-433D-D	RF83CL	Shape D	2.1-3.6	433.92	No	DIP

HOPE MICROELECTRONICS CO.,LTD

Add:4/F, Block B3, East Industrial Area, Huaqiaocheng,
Shenzhen, Guangdong, China

Tel: 86-755-82973805

Fax: 86-755-82973550

Email: sales@hoperf.com

trade@hoperf.com

Website: <http://www.hoperf.com>

<http://hoperf.en.alibaba.com>

This document may contain preliminary information and is subject to change by Hope Microelectronics without notice. Hope Microelectronics assumes no responsibility or liability for any use of the information contained herein. Nothing in this document shall operate as an express or implied license or indemnity under the intellectual property rights of Hope Microelectronics or third parties. The products described in this document are not intended for use in implantation or other direct life support applications where malfunction may result in the direct physical harm or injury to persons. NO WARRANTIES OF ANY KIND, INCLUDING, BUT NOT LIMITED TO, THE IMPLIED WARRANTIES OF MERCHANTABILITY OR FITNESS FOR A PARTICULAR PURPOSE, ARE OFFERED IN THIS DOCUMENT.

©2006, HOPE MICROELECTRONICS CO.,LTD. All rights reserved.