


Direct connector - SDC 2,5/ 9-PV-5,0-ZB - 1864105

Please be informed that the data shown in this PDF Document is generated from our Online Catalog. Please find the complete data in the user's documentation. Our General Terms of Use for Downloads are valid (<http://phoenixcontact.com/download>)



Plug component, Nominal current: 12 A, Rated voltage (III/2): 320 V, Number of positions: 9, Pitch: 5 mm, Connection method: Push-in spring connection, Color: green, Contact surface: Tin, Mounting: SKEDD - Direct plug-in technology

The figure shows a 10-position version

Why buy this product

- SKEDD direct plug-in technology enables flexible positioning on the PCB
- Reduced component and process costs: simple insertion by hand and vibration-resistant connection
- Time saving push-in connection, tools not required
- Intuitive use through colour coded actuation lever
- Quick and convenient testing using integrated test option



Key Commercial Data

Packing unit	50 STK
Minimum order quantity	50 STK
GTIN	
Weight per Piece (excluding packing)	11.62 g
Custom tariff number	85366990
Country of origin	Germany
Note	Made to Order (non-returnable)

Technical data

Environmental Product Compliance

China RoHS	No hazardous substances above threshold values
------------	------------------------------------------------

Dimensions

Length	15.3 mm
Height	21.2 mm

Direct connector - SDC 2,5/ 9-PV-5,0-ZB - 1864105

Technical data

Dimensions

Width	53.18 mm
Pitch	5.00 mm
Dimension a	40 mm

General

Range of articles	SDC 2,5/..-PV
Number of positions	9
Connection method	Push-in spring connection
Rated surge voltage (III/3)	4 kV
Rated surge voltage (III/2)	4 kV
Rated surge voltage (II/2)	4 kV
Rated voltage (III/3)	200 V
Rated voltage (III/2)	320 V
Rated voltage (II/2)	320 V
Connection in acc. with standard	EN-VDE
Nominal current I_N	12 A
Nominal cross section	2.5 mm ²
Stripping length	10 mm

Connection data

Conductor cross section solid min.	0.2 mm ²
Conductor cross section solid max.	2.5 mm ²
Conductor cross section flexible min.	0.2 mm ²
Conductor cross section flexible max.	2.5 mm ²
Conductor cross section flexible, with ferrule without plastic sleeve min.	0.25 mm ²
Conductor cross section flexible, with ferrule without plastic sleeve max.	2.5 mm ²
Conductor cross section flexible, with ferrule with plastic sleeve min.	0.25 mm ²
Conductor cross section flexible, with ferrule with plastic sleeve max.	2.5 mm ²
Conductor cross section AWG min.	24
Conductor cross section AWG max.	12

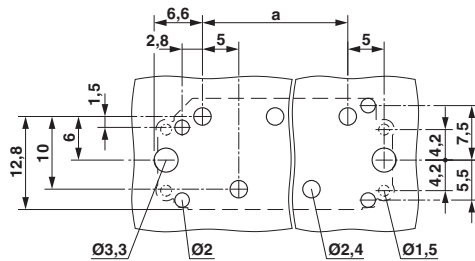
Standards and Regulations

Connection in acc. with standard	EN-VDE
----------------------------------	--------

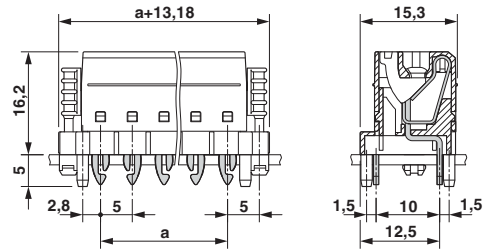
Drawings

Direct connector - SDC 2,5/ 9-PV-5,0-ZB - 1864105

Drilling diagram



Dimensional drawing



Size of the PCB: 1.6 mm

Classifications

eCl@ss

eCl@ss 5.1	27261101
eCl@ss 8.0	27440401
eCl@ss 9.0	27440401

ETIM

ETIM 5.0	EC002643
----------	----------

Approvals

Approvals

Approvals

VDE approval of drawings / cULus Recognized / IECCEB CB Scheme

Ex Approvals

Approvals submitted

Approval details

VDE approval of drawings	
mm ² /AWG/kcmil	0.2-2.5
Nominal current I _N	12 A
Nominal voltage U _N	320 V

Direct connector - SDC 2,5/ 9-PV-5,0-ZB - 1864105

Approvals

cULus Recognized		
	B	D
mm ² /AWG/kcmil	24-12	24-12
Nominal current I _N	12 A	12 A
Nominal voltage U _N	300 V	300 V

IECEE CB Scheme
