

DESCRIPTION

The E 72 profile support is suitable for those applications where it is required to have a simple snap-in system so that an electronic card can be directly mounted on to a DIN rail.

Said support is made of a self-extinguishing PVC profile, which has special lateral closures and a coupler. It is available in a 2mt long piece, cut according to standard lengths (that correspond to the size of the M 72 Series printed circuit boards), or can be customized in any other required size.

It is also possible to screw the support on the wall with an easy-to-use (EF) accessory, instead of coupling it to the DIN EN 50022, DIN EN 50035.

MATERIALS

housing: PA - UL 94 V0

AVAILABLE COLOURS

GN

other colours:

upon request

PCB / CIRCUITO STAMPATO	MODULE / MODULO	E-72 CM	E-72 CL	E-72 CLGL	E-72 CLGR	E-72 G	EV
20x72x1.6	22.5	16.5	2	(1)	(1)	1	4
31.25x72x1.6	33.75	27.75	2	(1)	(1)	1	4
42.5x72x1.6	45	39	2	(1)	(1)	2	4
53.75x72x1.6	56.25	50.25	2	(1)	(1)	2	4
65.0x72x1.6	67.5	61.5	2	(1)	(1)	2	4
76.25x72x1.6	78.75	72.75	2	(1)	(1)	2 (1)	4
87.5x72x1.6	90	84	2	(1)	(1)	2 (1)	4

98.75x72x1.6	101.25	95.25	2	(1)	(1)	2 (1)	4
110.0x72x1.6	112.5	106.5	2	(1)	(1)	2 (1)	4
121.25x72x1.6	123.75	117.75	2	(1)	(1)	2 (1)	4
132.5x72x1.6	135	129	2	(1)	(1)	2 (1)	4
143.75x72x1.6	146.25	140.25	2	(1)	(1)	3 (2)	4
155.0x72x1.6	157.5	161.5	2	(1)	(1)	3 (2)	4
166.25x72x1.6	168.75	162.75	2	(1)	(1)	3 (2)	4
177.5x72x1.6	180	174	2	(1)	(1)	3 (2)	4

HOW TO ORDER / COME ORDINARE

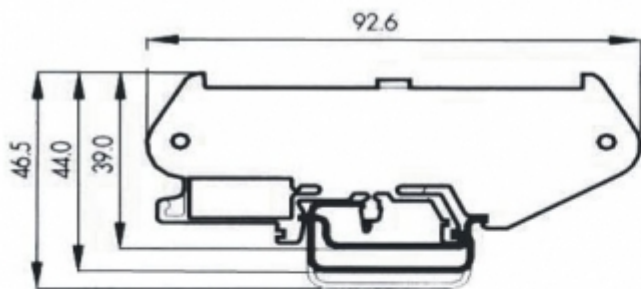
DESCRIPTION / DESCRIZIONE

E-72 MT2	Profile for PCB 72mm x 2mt / Profilo per c.s. 72mm x 2mt
E-72 CLGL	Lateral closure with left coupling / Chiusura laterale con gancio a sinistra
E-72 CLGR	Lateral closure with right coupling / Chiusura laterale con gancio a destra
E-72 G	Coupling for DIN rail / Aggancio per guida DIN
E-72 CL	Lateral closure / Chiusura laterale
EV	Profile screw / Vite per profilo
EF	Accessory for wall mounting / Accessorio per fissaggio a parete
E-72 M	Assembling and closing working / Lavorazione montaggio chiusura
E-72 A68	68mm board's adaptor accessory / Accessorio adattatore per scheda 68mm
E-72 L16,5	Profile cut to standard size / Profilo tagliato a misura standard 16.5mm
E-72 L27,75	Profile cut to standard size / Profilo tagliato a misura standard 27.75mm
E-72 L39	Profile cut to standard size / Profilo tagliato a misura standard 39mm
E-72 L50,25	Profile cut to standard size / Profilo tagliato a misura standard 50.25mm
E-72 L61,5	Profile cut to standard size / Profilo tagliato a misura standard 61.5mm
E-72 L72,75	Profile cut to standard size / Profilo tagliato a misura standard 72.75mm
E-72 L84	Profile cut to standard size / Profilo tagliato a misura standard 84mm
E-72 L95,25	Profile cut to standard size / Profilo tagliato a misura standard 95.25mm
E-72 L106,5	Profile cut to standard size / Profilo tagliato a misura standard 106.5mm
E-72 L117,75	Profile cut to standard size / Profilo tagliato a misura standard 117.75mm
E-72 L129	Profile cut to standard size / Profilo tagliato a misura standard 129mm
E-72 L140,25	Profile cut to standard size / Profilo tagliato a misura standard 140.25mm
E-72 L151,5	Profile cut to standard size / Profilo tagliato a misura standard 151.5mm
E-72 L162,75	Profile cut to standard size / Profilo tagliato a misura standard 162.75mm
E-72 L174	Profile cut to standard size / Profilo tagliato a misura standard 174mm
E-72 L..... *	Profile cut to custom size / Profilo tagliato a misura custom

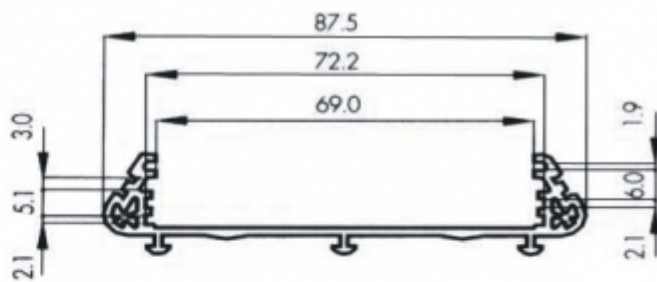
***NOTE:** the cut-to-size E-72 L support can be delivered in the requested dimension ordering the code E-72 L followed by the requested length (i.e. for the pcb:80x72x1,6mm

the length of the profile is obtained deducting 3,5mm from the dimension of the pcb: 80-3,5mm = 76,5mm therefore ordering code will be E-72 L76,5).

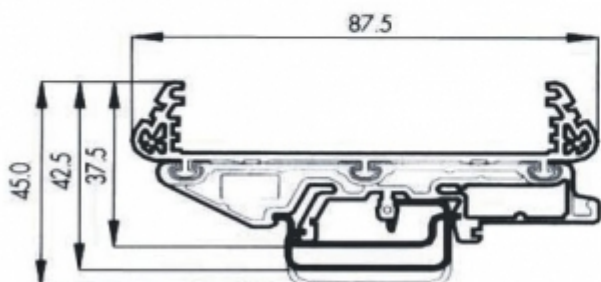
***NOTA:** il profilo tagliato E-72 L può essere fornito secondo misure a richiesta ordinando il codice E-72 L accompagnato dalla lunghezza desiderata Es:(per una scheda 80x72x1,6mm la lunghezza del profilo si ottiene sottraendo 3,5mm dalla dimensione del c.s. 80-3,5mm = 76,5mm e quindi il codice E-72 L76,5).



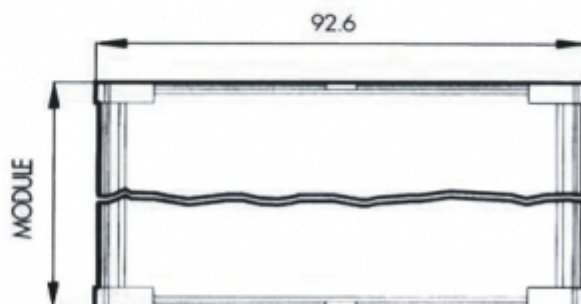
chiusura laterale con gancio E72CLGL
lateral closure with coupling E72 CLGL



sezione supporto profilato E72MT2 (E72CM)
profile support section E72MT2 (E72CM)



supporto profilato E 72 MT2 (E72CM) con gancio E72G
profile support E 72 MT2 (E72CM) with coupling E72G



vista dall'alto supporto profilato E72MT2 (E72CM)
profile support top down E 72 MT2 (E72CM)