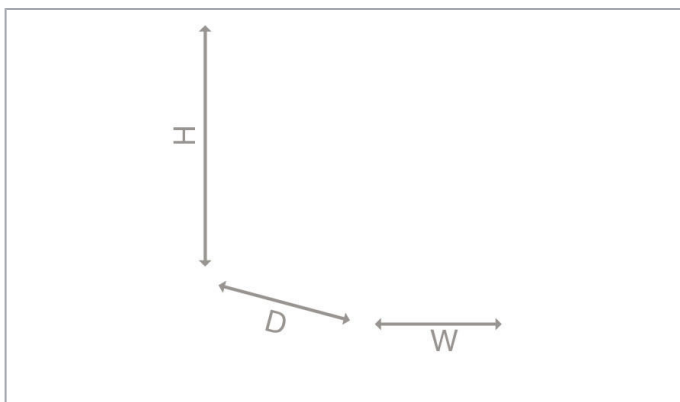
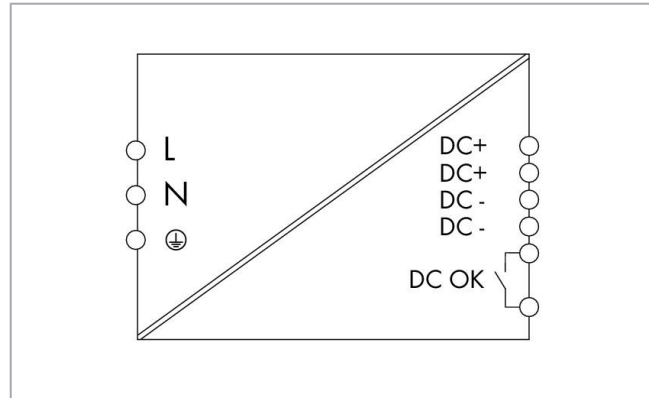
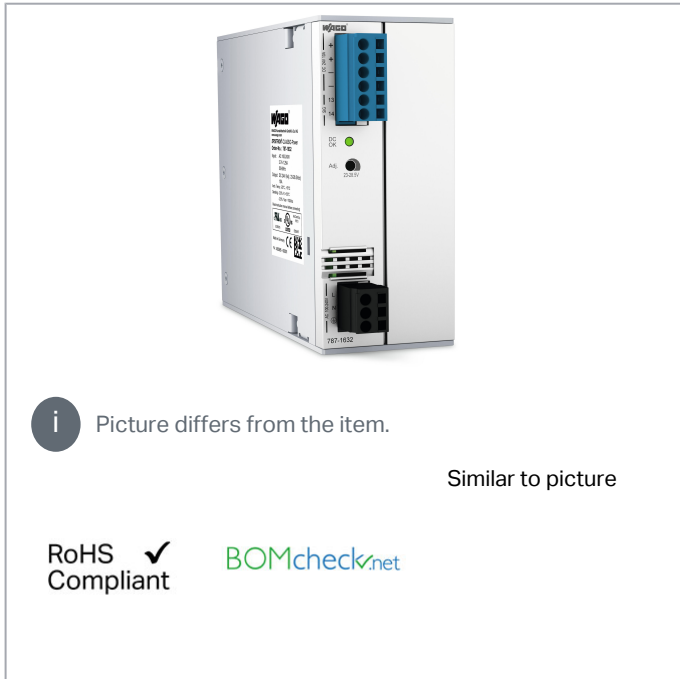


Data sheet | Item number: 787-1632/000-070

Switched-mode power supply; Classic; 1-phase; 24 VDC output voltage; 10 A output current; TopBoost; DC OK contact



www.wago.com/787-1632/000-070



Item description

Features:

- Switched-mode power supply
- Natural convection cooling when horizontally mounted
- Encapsulated for use in control cabinets
- DC OK contact

—
Subject to changes. Please also observe the further product documentation!

WAGO Kontakttechnik GmbH & Co. KG
Hansastr. 27
32423 Minden
Phone: +49571 887-0 | Fax: +49571 887-169
Email: info.de@wago.com | Web: www.wago.com

Do you have any questions about our products?
We are always happy to take your call at +49 (571) 887-44222.



- Suitable for both parallel and series operation
- Electrically isolated output voltage (SELV) per EN 60950-1/UL 60950-1; PELV per EN 60204
- Coated PCBs (with Bectron PL 1104 or Voltatex 2010), resistant to flowing mixed gas per ISA S71.04:1985, G3 Group A

Data

Technical data

Input

Phases	1
Nominal input voltage $U_{i\text{ nom}}$	1 x AC 100 ... 240 V
Input voltage range	AC 85 ... 264 V; DC 100 ... 372 V
Input voltage derating	-2.5 %/V (< 100 VAC); -1 %/V (< 130 VDC)
Nominal mains frequency range	44 ... 66 Hz; 0 Hz
Input current I_i	≤ 1.25 A (230 VAC); ≤ 2.74 A (100 VAC)
Discharge current	≤ 1 mA
Inrush current	≤ 30 A
Power factor correction (PFC)	Active
Mains failure hold-up time	≥ 17 ms (230 VAC); ≥ 15 ms (100 VAC)

Output

Nominal output voltage $U_{o\text{ nom}}$	DC 24 V (SELV)
Output voltage range	DC 23 ... 28.5 V (adjustable)
Default setting	DC 24 V
Nominal output current $I_{o\text{ nom}}$	10 A (24 VDC)
Nominal output power	240 W
Control deviation	≤ 1 %
Residual ripple	≤ 50 mV (peak-to-peak)
Current limitation	$1.1 \times I_{o\text{ nom}}$ (typ.)
Overload behavior	Constant current

Signaling and communication

Signaling	1 x LED DC OK (green) 1 x DC OK contact (make contact; max. 30 VAC/DC; 1 A)
Operation status indicator	Green LED (U_o)

Subject to changes. Please also observe the further product documentation!



Efficiency/power losses

Power loss P_l	≤ 6.6 W (230 VAC; No load); ≤ 24.4 W (230 VAC; Nominal load)
Power loss (max.) $P_{l(max)}$	31.3 W (100 VAC / 24 VDC; 10 A)
Efficiency (typ.)	91 %

Circuit protection

Internal fuse	T 6.3 A / 250 VAC
Required backup fusing	An external DC fuse is required for the DC input voltage.
Recommended backup fusing	Circuit breaker: 10 A, 16 A; Tripping characteristic: B or C

Safety and protection

Isolation voltage (Pri.-Sec.)	DC 4.242 kV
Isolation voltage (Pri.-GND)	DC 2.2 kV
Isolation voltage (Sec.-GND)	DC 0.7 kV
Protection class	I
Protection type	IP20 (per EN 60529)
Resistance to reverse feed	\leq DC 35 V
Overvoltage category	II
Pollution degree	2
Transient suppression (primary)	Varistor
Overvoltage protection; secondary	Internal protective circuit ≤ 40 VDC (in the event of a fault)
Short-circuit-protected	Yes
Open-circuit-proof	Yes
Parallel operation	Yes
Series operation	Yes
MTBF	$> 500,000$ h (per IEC 61709)

Connection data

Connection type (1)	Input/Output/Signaling
Connection technology	CAGE CLAMP®
WAGO Connector	WAGO 721 Series
Solid conductor	0.08 ... 2.5 mm ² / 28 ... 12 AWG
Fine-stranded conductor	0.08 ... 2.5 mm ² / 28 ... 12 AWG
Strip length	8 ... 9 mm / 0.31 ... 0.35 inch

Subject to changes. Please also observe the further product documentation!

Physical data

Width	55 mm / 2.165 inch
Height	127 mm / 5 inch
Depth from upper edge of DIN-rail	172 mm / 6.772 inch

Mechanical data

Mounting type	DIN-35 rail
---------------	-------------

Material data

Fire load	0.225 MJ
Weight	1140 g

Environmental requirements

Surrounding air temperature (operation)	-25 ... 70 °C (Device starts at -40 °C (type-tested))
Surrounding air temperature (storage)	-25 ... 85 °C
Relative humidity	5 ... 96 % (no condensation permissible)
Derating	-5 %/K (> 60 °C, 196... 264 VAC); -2.5 %/K (> 50 °C, 85 ... 195 VAC)
Pollution degree	2
Climatic category	3K3 (per EN 60721)

Standards and specifications

Conformity marking	CE
Standards/Specifications	EN 60950-1; EN 61204-3; UL 60950-1; UL 508

Commercial data

Packaging type	BOX
Country of origin	DE
GTIN	4055143667944
Customs tariff number	85044082900

Compatible products

tools



Item no.: 210-769
SCREWDRIVER; green

www.wago.com/210-769

Subject to changes. Please also observe the further product documentation!



Downloads

Documentation

Bid Text

787-1632/000-070 X81 - Datei	4. 7. 2019	xml 7.5 kB	Download
---------------------------------	------------	---------------	----------

787-1632/000-070 docx - Datei	4. 6. 2019	docx 21.5 kB	Download
----------------------------------	------------	-----------------	----------

Additional Information

Disposal; Electrical and electronic equipment, Packaging	V 1.0.0	pdf 265.8 kB	Download
--	---------	-----------------	----------

Engineering-Software

Configuration and Commissioning Software

WAGO Line Length Calculation Die WAGO Leitungslaengenrechnung hilft bei der Planung der sekundärseitigen Absicherung von Leitungen an WAGO Stromversorgungen Pro (787-8xx) und Classic (787-16xx). Nach Auswahl eines Netzgerätes kann der gewünschte Leitungsquerschnitt und der zugehörige Leitungsschutzschalter ausgewählt werden. Das Software-Werkzeug berechnet dann die maximale Leitungslänge, bei der die Absicherung unter Berücksichtigung der Leitungs- und Übergangswiderstände ordnungsgemäß funktioniert. Die Auswahl einer Grundlast kann vom Anwender vorgenommen werden.	1.3.5 9. 12. 2019	exe 337.4 kB	Download
--	----------------------	-----------------	----------

CAD/CAE-Data

CAE data

EPLAN Data Portal 787-1632/000-070	URL	Download
EPLAN Data Portal 787-1632/000-070	URL	Download

Environmental Product Compliance

Compliance Search

Environmental Product Compliance 787-1632/000-070	URL	Download
---	-----	----------

Subject to changes. Please also observe the further product documentation!



Switched-mode power supply; Classic; 1-phase; 24 VDC output voltage; 10 A output current; TopBoost; DC OK contact

Installation Notes

Product family

EPSITRON CLASSIC Power

EPSITRON® CLASSIC POWER: The Robust Power Supply – with Integrated TopBoost (Optional)

[Show all products from the family](#)

Subject to changes. Please also observe the further product documentation!