

170001-3 ✓ ACTIVE

FASTON | FASTON 187

TE Internal #: 170001-3

PCB Terminals, Tab, Mating Tab Width .187 in [4.75 mm], PCB Hole Diameter 3.3 mm [.13 in], Through Hole - Screw, Tin Plating, None, FASTON 187

[View on TE.com >](#)



Terminals & Splices > PCB Terminals



PCB Terminal Type: **Tab**

Mating Tab Width: **4.75 mm [ .187 in ]**

Mating Tab Thickness: **.51 mm [ .02 in ]**

PCB Hole Diameter: **3.3 mm [ .13 in ]**

Termination Method to Printed Circuit Board: **Through Hole - Screw**

## Features

### Product Type Features

|                   |           |
|-------------------|-----------|
| Terminal Features | Stud Hole |
|-------------------|-----------|

### Contact Features

|                               |                  |
|-------------------------------|------------------|
| PCB Terminal Type             | Tab              |
| Mating Tab Width              | 4.75 mm[.187 in] |
| Mating Tab Thickness          | .51 mm[.02 in]   |
| Terminal Plating Material     | Tin              |
| Contact Underplating Material | None             |
| Terminal Size                 | 4.75             |
| Terminal Orientation          | Right Angle      |

### Termination Features

|   |                       |
|---|-----------------------|
| Termination Method to Printed Circuit Board | Through Hole - Screw  |
| Product Terminates To                       | Printed Circuit Board |

### Dimensions

|               |                |
|---------------|----------------|
| Stud Diameter | 3.3 mm[.13 in] |
|---------------|----------------|



|                   |                |
|-------------------|----------------|
| PCB Hole Diameter | 3.3 mm[.13 in] |
|-------------------|----------------|

### Usage Conditions

|                             |                            |
|-----------------------------|----------------------------|
| Insulation Option           | Uninsulated                |
| Operating Temperature Range | -40 – 105 °C[-40 – 221 °F] |

### Packaging Features

|                    |         |
|--------------------|---------|
| Packaging Quantity | 1000    |
| Packaging Method   | Package |

### Product Compliance

[For compliance documentation, visit the product page on TE.com>](#)

|   |   |
|---|---|
| EU RoHS Directive 2011/65/EU                  | Compliant   |
| EU ELV Directive 2000/53/EC                   | Compliant   |
| China RoHS 2 Directive MIIT Order No 32, 2016 | No Restricted Materials Above Threshold   |
| EU REACH Regulation (EC) No. 1907/2006        | Current ECHA Candidate List: JAN 2024 (240)<br>Candidate List Declared Against: JAN 2024 (240)<br>Does not contain REACH SVHC |
| Halogen Content                               | Low Halogen - Br, Cl, F, I < 900 ppm per homogenous material. Also BFR/CFR/PVC Free   |
| Solder Process Capability                     | Not applicable for solder process capability  |

#### Product Compliance Disclaimer

This information is provided based on reasonable inquiry of our suppliers and represents our current actual knowledge based on the information they provided. This information is subject to change. The part numbers that TE has identified as EU RoHS compliant have a maximum concentration of 0.1% by weight in homogenous materials for lead, hexavalent chromium, mercury, PBB, PBDE, DBP, BBP, DEHP, DIBP, and 0.01% for cadmium, or qualify for an exemption to these limits as defined in the Annexes of Directive 2011/65/EU (RoHS2). Finished electrical and electronic equipment products will be CE marked as required by Directive 2011/65/EU. Components may not be CE marked. Additionally, the part numbers that TE has identified as EU ELV compliant have a maximum concentration of 0.1% by weight in homogenous materials for lead, hexavalent chromium, and mercury, and 0.01% for cadmium, or qualify for an exemption to these limits as defined in the Annexes of Directive 2000/53/EC (ELV). Regarding the REACH Regulation, the information TE provides on SVHC in articles for this part number is based on the latest European Chemicals Agency (ECHA) 'Guidance on requirements for substances in articles' posted at this URL: <https://echa.europa.eu/guidance-documents/guidance-on-reach>

### Compatible Parts




TE Part # 42214-2  
250 FASTON TAB TPBR



TE Part # 42822-2  
250 FASTON TAB TPBR



TE Part # 726389-2  
187 FASTON TAB TPBR



TE Part # 170001-2  
187 FASTON,TAB,TPBR



TE Part # 61907-1  
187 FASTON TAB TPBR



TE Part # 1217050-1  
187 FASTON,TAB,TPBR



TE Part # 60443-1  
187 FASTON TAB BR



TE Part # 61914-1  
187 FASTON TAB PBR



TE Part # 62836-1  
110 FASTON TAB TPBR



TE Part # 62576-1  
187 FASTON TAB BR




TE Part # 61951-1  
187 FASTON TAB TPBR




TE Part # 63633-1  
250 FASTON TAB BR


Also in the Series | **FASTON 187**




Crimp Terminal Housings(42)




Insertion & Extraction Tools(1)



Joints & Splices(1)



PCB Terminals(42)




Quick Disconnects(209)



Splices(1)

Customers Also Bought



## Documents

### Product Drawings

#### 187 FASTON, TAB, TPBR

English

### CAD Files

#### 3D PDF

3D

#### Customer View Model

[ENG\\_CVM\\_CVM\\_170001-3\\_E.2d\\_dxf.zip](#)

English

#### Customer View Model

[ENG\\_CVM\\_CVM\\_170001-3\\_E.3d\\_igs.zip](#)

English

#### Customer View Model

[ENG\\_CVM\\_CVM\\_170001-3\\_E.3d\\_stp.zip](#)

English

By downloading the CAD file I accept and agree to the [Terms and Conditions](#) of use.