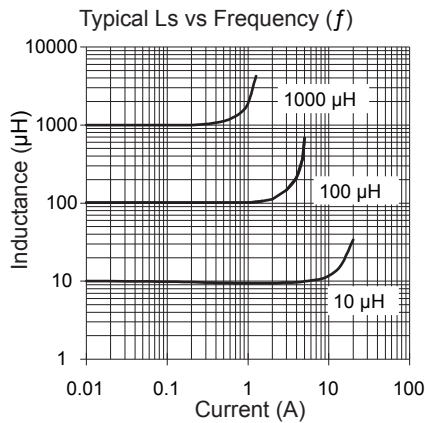
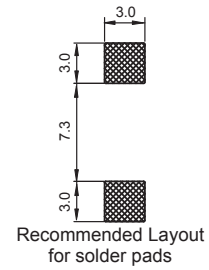
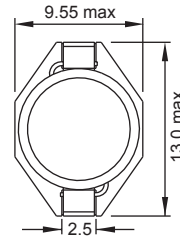
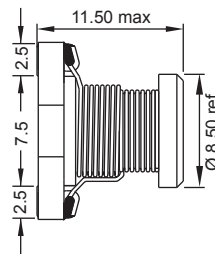


PISN



Part No	Inductance	f _L	Tol	SRF	DCR	Rated DC Current (A)	
	L (µH)	(MHz)	± (%)	min (MHz)	max (Ω)	I _{sat}	I _{ΔT=40°C}
PISN-100M-04	10	0.1	20	19	0.024	8.3	4.90
PISN-150M-04	15	0.1	20	15	0.035	7.1	4.20
PISN-220M-04	22	0.1	20	12	0.050	5.6	3.50
PISN-330M-04	33	0.1	20	11	0.065	4.3	3.10
PISN-470M-04	47	0.1	20	8	0.095	3.8	2.70
PISN-680M-04	68	0.1	20	6	0.14	3.1	1.90
PISN-101M-04	100	0.1	20	5	0.21	2.6	1.50
PISN-151M-04	150	0.1	20	3.6	0.30	2.1	1.20
PISN-221M-04	220	0.1	20	2.8	0.39	1.7	1.10
PISN-331M-04	330	0.1	20	2.3	0.65	1.35	0.80
PISN-471M-04	470	0.1	20	1.7	0.95	1.15	0.60
PISN-681M-04	680	0.1	20	1.5	1.20	1.05	0.50
PISN-102M-04	1000	0.1	20	1.2	2.0	0.85	0.20
PISN-472M-04	4700	0.1	20	0.45	7.9	0.29	0.19
PISN-103M-04	10000	0.1	20	0.3	19	0.24	0.11

Revision date : 15 Aug 2014

Core Material :

Ferrite, Plastic moulded base.
Terminal clip with lead-free tinned surface for SMT-Reflow soldering.

SPQ : Taped / Reel 250 [-04]

Remarks : I_{sat} & I_{ΔT} - see description in inductors Technical Data.