

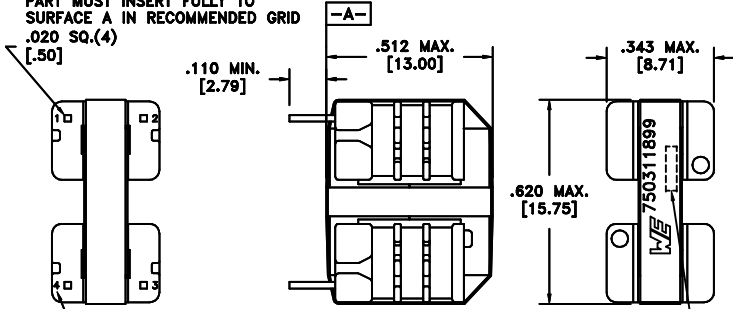
CUSTOMER TERMINAL	RoHS	LEAD(Pb)-FREE
Sn96%, Ag4%	Yes	Yes

more than you expect



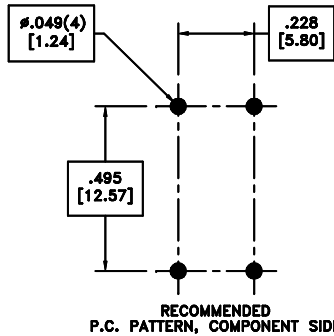
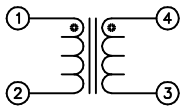
PART IS SYMMETRICAL.
PCB AND MARKING ORIENTATION MAY BE ROTATED 180°.

PART MUST INSERT FULLY TO SURFACE A IN RECOMMENDED GRID
.020 SQ.(4)
[.50]



TERM. NO.'s FOR REF. ONLY

LOT CODE & DATE CODE



ELECTRICAL SPECIFICATIONS @ 25°C unless otherwise noted:

PARAMETER	TEST CONDITIONS	VALUE
D.C. RESISTANCE	1-2 @20°C	39 ohms ±10%
D.C. RESISTANCE	3-4 @20°C	39 ohms ±10%
INDUCTANCE	1-2 10kHz, 100mVAC, Ls	140mH typ., 91mH min.
INDUCTANCE	3-4 10kHz, 100mVAC, Ls	140mH typ., 91mH min.
SATURATION CURRENT	20% rolloff from initial	100mA
LEAKAGE INDUCTANCE	tie(2+3), 100kHz, 100mVAC, Ls	18.5mH min.
SELF RESONANT FREQUENCY		190kHz
DIELECTRIC	1-4 1875VAC, 1 second	1500VAC, 1 minute

GENERAL SPECIFICATIONS:

OPERATING TEMPERATURE RANGE: -40°C to +125°C including temp rise.

RATED CURRENT: 90mA causes 40°C temp rise from ambient.

Wire insulation & RoHS status not affected by wire color.
Wire insulation color may vary depending on availability.

REV.	DATE	Packaging Specifications Method: Tray PKG-0888 www.we-online.com/midcom		Tolerances unless otherwise specified: Angles: ±1° Decimals: ±.005 [.13] Fractions: ±1/64 Footprint: ±.001 [.03]	DRAWING TITLE INDUCTOR COMMON MODE CHOKE	PART NO. 750311899
6B	9/12		CONVENTION PLACEMENT	This drawing is dual dimensioned. Dimensions in brackets are in millimeters.	eiSos p/n: 750311899	SPECIFICATION SHEET 1 OF 1
6A	12/10	SEE REVISION SHEET FOR	REVISION LEVEL			

