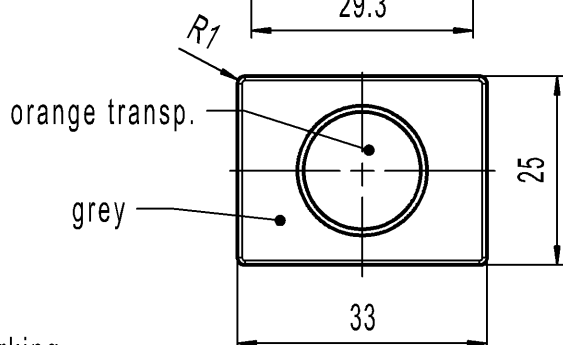
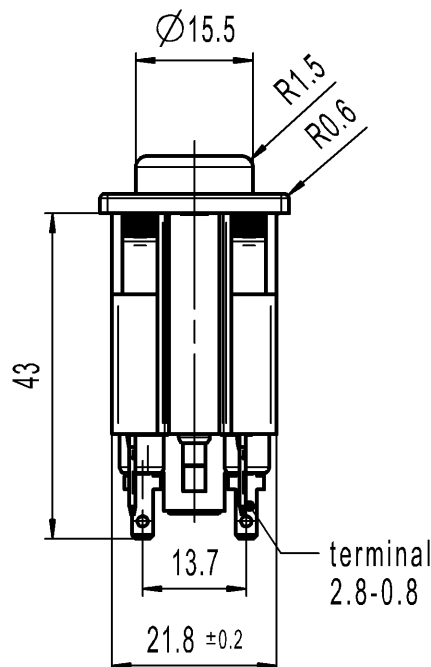
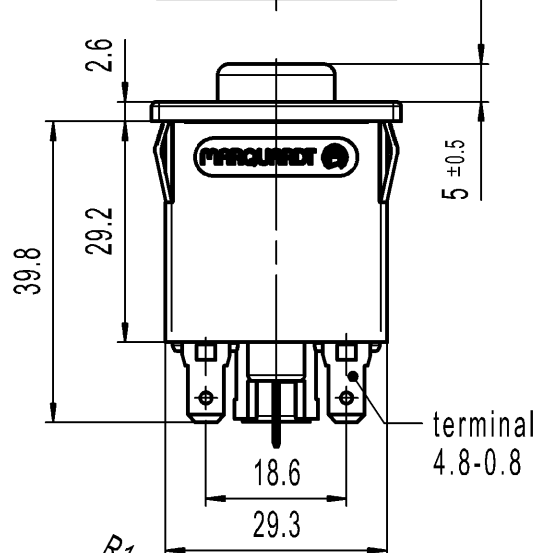
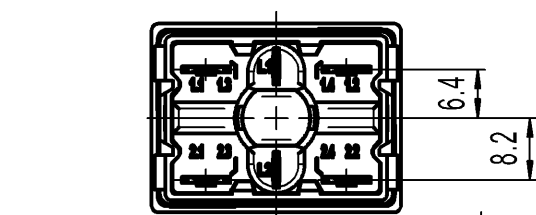
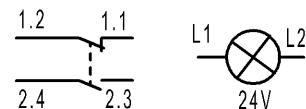


A	1		2		3		4	
	recommended cut-out for snap-in fixing (edge opposite to snap-in direction)		wall thickness	length of cut-out		width of cut-out		
			0.75 to 1	30 +0.1		22.2 +0.2		
			>1 to 1.5	30.2 +0.1		22.2 +0.2		
			>1.5 to 3	30.4 +0.1		22.2 +0.2		

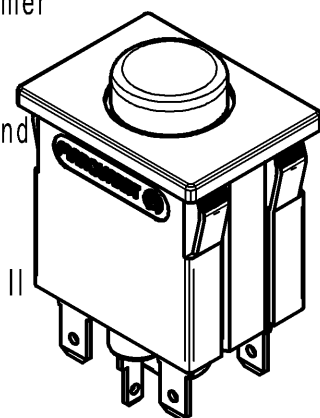


Marking
MARQUARDT®
1660.
T85



"The IP- protection mentioned in our documents
refers to the actuating side of the switch.
The sealing between switch and customer appliance
and the testing of the tightness
have to be effected by the customer"

SPNO locking
SPNC locking
Rubber seal between actuator and
housing.
Incandescent lamp 28V 40mA
Total travel 4±0.4
Suitable for appliances of class II
Contact gold plated
Actuating side protected acc. to
DIN 40 050, IP 54



Code of manufacture: place/year/week

-	-	-	1660.5853-XX
Figure	Type	Customer Part No.	Art.No.-PI
Shape and location	Angle ± 2 °	Sheet 01	
	Edge tolerance	Ident. K	Document number 16605853
	© ≡	Index c	
		Appliance Switch	
c	137245	MOHITEN	
b	36501	VOR	
a	32547	SIG	
		1989-03-16	
Index	MEC-No.	Date (YYYY-MM-DD)	Edited by