Data sheet | Item number: 750-8208/025-001

Controller PFC200; 2 x ETHERNET, RS-232/-485, CAN, CANopen, PROFIBUS-Master; Telecontrol technology; Ext. Temperature; light gray

www.wago.com/750-8208/025-001

RoHS ✓ Compliant

BOMcheck.net

Color:

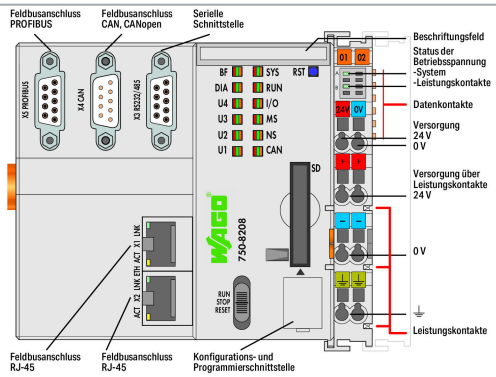

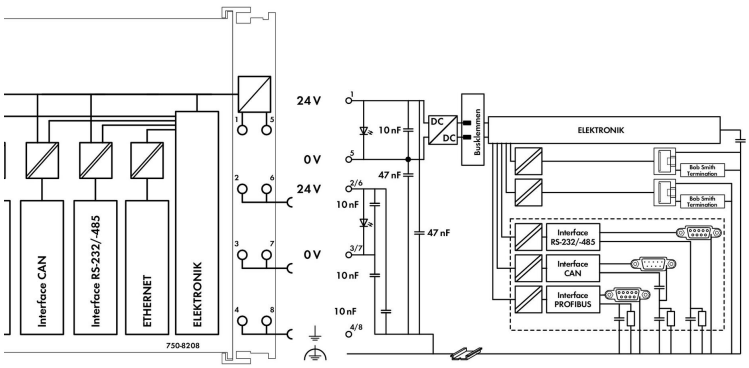

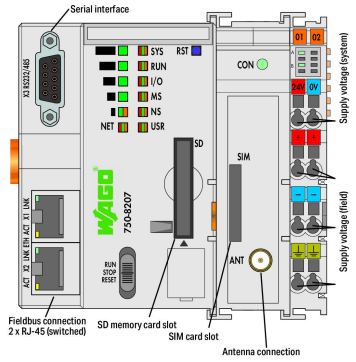

Item description

The PFC200 Controller is a compact PLC for the modular WAGO I/O System. Besides network and fieldbus interfaces, the controller supports all digital, analog and specialty modules found within the 750/753 Series.

Two ETHERNET interfaces and an integrated switch enable line topology wiring.

An integrated Webserver provides user configuration options, while displaying PFC200 status information.

Besides the processing industry and building automation, typical applications for the PFC200 include standard machinery and equipment control (e. g., packaging, bottling and manufacturing systems, as well as textile, metal and wood processing machines).

Subject to changes. Please also observe the further product documentation!

WAGO Kontakttechnik GmbH & Co. KG
Hansastr. 27
32423 Minden
Phone: +49571 887-0 | Fax: +49571 887-169
Email: info.de@wago.com | Web: www.wago.com

Do you have any questions about our products?
We are always happy to take your call at +49 (571) 887-44222.

Programming per IEC 61131-3

- Programmable via WAGO-I/O-PRO V2.3
- Direct connection of WAGO I/O modules
- 2 x ETHERNET (configurable), RS-232/485, CAN, CANopen, PROFIBUS DP Master
- Linux operating system with RT-Preempt patch
- Configuration via CODESYS or Web-Based Management interface
- Maintenance-free

Data

Technical data

Communication	Modbus® RTU PROFIBUS CANopen Modbus (TCP, UDP) Ethernet Modbus RTU Telecontrol protocols RS-232 serial interface RS-485 Serial Interface MQTT
ETHERNET protocols	DHCP DNS NTP FTP FTPS SNMP HTTP HTTPS SSH
Telecontrol protocols	IEC 60870-5-101/-103/-104 IEC 61400-25 IEC 61850-7 DNP3
Visualization	Web Visu
Operating system	Real-time Linux (with RT-Preempt patch)
CPU	Cortex A8; 600 MHz
Programming languages per IEC 61131-3	Instruction List (IL) Ladder Diagram (LD) Function Block Diagram (FBD), Continuous Function Chart (CFC) Structured Text (ST) Sequential Function Chart (SFC)
Programming environment	WAGO-I/O-PRO V2.3 (based on CODESYS V2.3)

Subject to changes. Please also observe the further product documentation!

WAGO Kontakttechnik GmbH & Co. KG
Hansastr. 27
32423 Minden
Phone: +49571 887-0 | Fax: +49571 887-169
Email: info.de@wago.com | Web: www.wago.com

Do you have any questions about our products?
We are always happy to take your call at +49 (571) 887-44222.

Configuration options	WAGO-I/O-CHECK Web-based management
Baud rate (communication/fieldbus 1)	10/100 Mbit/s
Baud rate	ETHERNET: 10/100 Mbit/s
Transmission medium (communication/fieldbus)	ETHERNET: Twisted Pair S-UTP; 100 Ω; Cat. 5; 100 m maximum cable length
Main memory (RAM)	256 MB
Internal memory (flash)	256 MB
Non-volatile hardware memory	128 Kbytes
Program memory	16 MB
Data memory	64 MB
Non-volatile software memory	128 Kbytes
Memory card type	SD and SDHC up to 32 GB (all guaranteed properties only valid with WAGO 758-879/000-001 Memory Card)
Memory card slot	Push-push mechanism; Cover lid (sealable)
Number of modules per node (max.)	250
Number of modules without a bus extension (max.)	64
Input and output (internal) process image (max.)	1000 Worte/1000 Worte
Input and output (MODBUS) process image (max.)	CODESYS V2: 1000 Worte/1000 Worte
Input and output (PROFIBUS)process image (max.)	2500 Worte/2500 Worte
Input and output (CAN) process image (max.)	2000 Worte/2000 Worte
Indicators	LED (SYS, RUN, I/O, CAN, BF, DIA, U1 … U4) red/green/orange: Status system, program, internal data bus, CANopen, PROFIBUS, PROFIBUS diagnostics, status programmable by user (can be used via CODESYS library); LED (A, B) green: System power supply status, field supply
Supply voltage (system)	24 VDC (-25 … +30 %); via pluggable connector (CAGE CLAMP® connection) DC 24 V (-25 … +30 %); via pluggable connector (CAGE CLAMP® connection)
Input current (typ.) at nominal load (24 V)	670 mA
Total current (system supply)	1,700 mA
Supply voltage (field)	24 VDC (-25 … +30 %); via power jumper contacts DC 24 V (-25 … +30 %); via power jumper contacts
Current carrying capacity (power jumper contacts)	10 A
Number of outgoing power jumper contacts	3
Isolation	500 V system/field

Subject to changes. Please also observe the further product documentation!

WAGO Kontakttechnik GmbH & Co. KG
Hansastr. 27
32423 Minden
Phone: +49571 887-0 | Fax: +49571 887-169
Email: info.de@wago.com | Web: www.wago.com

Do you have any questions about our products?
We are always happy to take your call at +49 (571) 887-44222.

Connection data

Connection technology: communication/fieldbus	PROFIBUS: 1 x D-sub 9 socket; CANopen: 1 x D-sub 9 plug; Modbus TCP/UDP: 2 x RJ-45; Modbus RTU: 1 x D-sub 9 socket; RS-232 serial interface: 1 x D-sub 9 socket; RS-485 serial interface: 1 x D-sub 9 socket; Telecontrol protocol IEC 60870-5-101/-103: 1 x D-sub 9 socket; Telecontrol protocol IEC 60870-5-104: 1 x RJ-45; Telecontrol protocol IEC 61850: 1 x RJ-45; Telecontrol protocol DNP3: 1 x RJ-45 or D-sub 9 socket
Connection technology: system supply	2 x CAGE CLAMP®
Connection technology: field supply	6 x CAGE CLAMP®
Connection type (1)	System/field supply
Solid conductor	0.08 … 2.5 mm² / 28 … 14 AWG
Fine-stranded conductor	0.08 … 2.5 mm² / 28 … 14 AWG
Strip length	8 … 9 mm / 0.31 … 0.35 inch
Connection technology: device configuration	1 x Male connector; 4-pole

Physical data

Width	112 mm / 4.409 inch
Height	100 mm / 3.937 inch
Depth	71.9 mm / 2.831 inch
Depth from upper edge of DIN-rail	64.7 mm / 2.547 inch

Mechanical data

Weight	263.7 g
Color	light gray
Housing material	Polycarbonate; polyamide 6.6 Polycarbonate, polyamide 6.6
Conformity marking	CE

Environmental requirements

Surrounding air temperature (operation)	-20 … 60 °C
Surrounding air temperature (storage)	-40 … 85 °C
Protection type	IP00*
Pollution degree (5)	2 per IEC 61131-2
Operating altitude	without temperature derating: 0 … 2000 m; with temperature derating: 2000 … 5000 m (0.5 K/100 m); 5000 m (max.)

Subject to changes. Please also observe the further product documentation!

WAGO Kontakttechnik GmbH & Co. KG
Hansastr. 27
32423 Minden
Phone: +49571 887-0 | Fax: +49571 887-169
Email: info.de@wago.com | Web: www.wago.com

Do you have any questions about our products?
We are always happy to take your call at +49 (571) 887-44222.

Relative humidity (without condensation)	95 %
Relative humidity (with condensation)	Short-term condensation per Class 3K6/IEC EN 60721-3-3 and E-DIN 40046-721-3, accounting for a temperature range of −20 to +60 °C (except for wind-driven precipitation, water and ice formation)
Mounting position	any
Mounting type	DIN-35 rail
Vibration resistance	per IEC 60068-2-6
Shock resistance	15g per IEC 60068-2-27
EMC immunity to interference	per EN 61000-6-2, marine applications
EMC emission of interference	per EN 61000-6-3, marine applications
Exposure to pollutants	Per IEC 60068-2-42 and IEC 60068-2-43
Fire load	1.878 MJ 1.877 MJ
Permissible H_2S contaminant concentration at a relative humidity 75 %	10 ppm
Permissible SO_2 contaminant concentration at a relative humidity 75 %	25 ppm

Commercial data

Packaging type	BOX
Country of origin	DE
GTIN	4055143624862
Customs tariff number	85371091990

Approvals / Certificates

Ex-Approvals

Logo	Approval	Additional Approval Text	Certificate name
PTB 0102 Ex	**ATEX** TUEV Nord Cert GmbH	EN 60079	TUEV_14_ATEX_148929_X
Ex nA IIC T4 Gc	**CCCEx** CQST/CNEx	CNCA-C23-01	2020312310000213
EAC Ex	**EAC** Brjansker Zertifizierungsstelle	TP TC 012/2011	EAC RU C-DE.AM02.B.00163/19

Subject to changes. Please also observe the further product documentation!

WAGO Kontakttechnik GmbH & Co. KG
Hansastr. 27
32423 Minden
Phone: +49571 887-0 | Fax: +49571 887-169
Email: info.de@wago.com | Web: www.wago.com

Do you have any questions about our products?
We are always happy to take your call at +49 (571) 887-44222.

	IECEx TUEV Nord Cert GmbH	IEC 60079-0	IECEx_TUN_14.0035_X
	UL Underwriters Laboratories Inc. (HAZARDOUS LOCATIONS)	UL 121201	E198726 Sec.1

Country specific Approvals

Logo	Approval	Additional Approval Text	Certificate name
	EAC Brjansker Zertifizierungsstelle	TP TC 012/2011	EAC RU C-DE.AM02.B.00163/19
	KC National Radio Research Agency	Article 58-2, Clause 3	MSIP-REM-W43-PFC750

Ship Approvals

Logo	Approval	Additional Approval Text	Certificate name
	ABS American Bureau of Shipping	-	19-HG1821812-PDA
	DNV GL Det Norske Veritas, Germanischer Lloyd	-	TAA00001J4
	LR Lloyds Register	-	LR_19_20048
	PRS Polski Rejestr Statków	-	TE/2237/880590/19

UL-Approvals

Certificate

Subject to changes. Please also observe the further product documentation!

WAGO Kontakttechnik GmbH & Co. KG
Hansastr. 27
32423 Minden
Phone: +49571 887-0 | Fax: +49571 887-169
Email: info.de@wago.com | Web: www.wago.com

Do you have any questions about our products?
We are always happy to take your call at +49 (571) 887-44222.

Logo	Approval	Additional Approval Text	name
	UL Underwriters Laboratories Inc. (ORDINARY LOCATIONS)	UL 61010-2-201	E175199 Sec10

Compatible products

wiring and connectors

	Item no.: 750-960 Fieldbus Connector PROFIBUS; with D-sub male connector; 9-pole; light gray	www.wago.com/750-960
	Item no.: 750-963 Fieldbus Connector CANopen; with D-sub female connector; 9-pole; light gray	www.wago.com/750-963
	Item no.: 750-975 ETHERNET RJ-45 connector, IP20; ETHERNET 10/100 Mbit/s; for field assembly; light gray	www.wago.com/750-975
	Item no.: 750-977/000-011 Connector ETHERNET; RJ-45; Cat. 6A; straight; Code T568A; AWG 22	www.wago.com/750-977/000-011
	Item no.: 750-977/000-012 Connector ETHERNET; RJ-45; Cat. 6A; straight; Code T568B; AWG 22	www.wago.com/750-977/000-012
	Item no.: 750-977/000-021 Connector ETHERNET; RJ-45; Cat. 6A; straight; Code T568A; AWG 24	www.wago.com/750-977/000-021
	Item no.: 750-977/000-022 Connector ETHERNET; RJ-45; Cat. 6A; straight; Code T568B; AWG 24	www.wago.com/750-977/000-022
	Item no.: 750-978/000-011 Connector ETHERNET; RJ-45; Cat. 6A; straight; Code T568A; AWG 22; Strain relief	www.wago.com/750-978/000-011
	Item no.: 750-978/000-012 Connector ETHERNET; RJ-45; Cat. 6A; straight; Code T568B; AWG 22; Strain relief	www.wago.com/750-978/000-012
	Item no.: 750-978/000-021 Connector ETHERNET; RJ-45; Cat. 6A; straight; Code T568A; AWG 24; Strain relief	www.wago.com/750-978/000-021
	Item no.: 750-978/000-022 Connector ETHERNET; RJ-45; Cat. 6A; straight; Code T568B; AWG 24; Strain relief	www.wago.com/750-978/000-022

Subject to changes. Please also observe the further product documentation!

WAGO Kontakttechnik GmbH & Co. KG
Hansastr. 27
32423 Minden
Phone: +49571 887-0 | Fax: +49571 887-169
Email: info.de@wago.com | Web: www.wago.com

Do you have any questions about our products?
We are always happy to take your call at +49 (571) 887-44222.

	Item no.: 750-979/000-011 Connector ETHERNET; RJ-45; Cat. 6A; angled; Code T568A; AWG 22; Strain relief	www.wago.com/750-979/000-011
	Item no.: 750-979/000-012 Connector ETHERNET; RJ-45; Cat. 6A; angled; Code T568B; AWG 22; Strain relief	www.wago.com/750-979/000-012
	Item no.: 750-979/000-021 Connector ETHERNET; RJ-45; Cat. 6A; angled; Code T568A; AWG 24; Strain relief	www.wago.com/750-979/000-021
	Item no.: 750-979/000-022 Connector ETHERNET; RJ-45; Cat. 6A; angled; Code T568B; AWG 24; Strain relief	www.wago.com/750-979/000-022

Marking accessories

	Item no.: 2009-145 Mini-WSB Inline; for Smart Printer; 1700 pieces on roll; stretchable 5 - 5.2 mm; plain; snap-on type; white	www.wago.com/2009-145
	Item no.: 2009-145/000-002 Mini-WSB Inline; for Smart Printer; 1700 pieces on roll; stretchable 5 - 5.2 mm; plain; snap-on type; yellow	www.wago.com/2009-145/000-002
	Item no.: 2009-145/000-005 Mini-WSB Inline; for Smart Printer; 1700 pieces on roll; stretchable 5 - 5.2 mm; plain; snap-on type; red	www.wago.com/2009-145/000-005
	Item no.: 2009-145/000-006 Mini-WSB Inline; for Smart Printer; 1700 pieces on roll; stretchable 5 - 5.2 mm; plain; snap-on type; blue	www.wago.com/2009-145/000-006
	Item no.: 2009-145/000-007 Mini-WSB Inline; for Smart Printer; 1700 pieces on roll; stretchable 5 - 5.2 mm; plain; snap-on type; gray	www.wago.com/2009-145/000-007
	Item no.: 2009-145/000-012 Mini-WSB Inline; for Smart Printer; 1700 pieces on roll; stretchable 5 - 5.2 mm; plain; snap-on type; orange	www.wago.com/2009-145/000-012
	Item no.: 2009-145/000-023 Mini-WSB Inline; for Smart Printer; 1700 pieces on roll; stretchable 5 - 5.2 mm; plain; snap-on type; green	www.wago.com/2009-145/000-023
	Item no.: 2009-145/000-024 Mini-WSB Inline; for Smart Printer; 1700 pieces on roll; stretchable 5 - 5.2 mm; plain; snap-on type; violet	www.wago.com/2009-145/000-024
	Item no.: 248-501 Miniature WSB Quick marking system; plain; Marker width 5 mm; 10 strips with 10 markers per card	www.wago.com/248-501
	Item no.: 248-501/000-002 Mini-WSB marking card; as card; not stretchable; plain; snap-on type; yellow	www.wago.com/248-501/000-002

Subject to changes. Please also observe the further product documentation!

WAGO Kontakttechnik GmbH & Co. KG
Hansastr. 27
32423 Minden
Phone: +49571 887-0 | Fax: +49571 887-169
Email: info.de@wago.com | Web: www.wago.com

Do you have any questions about our products?
We are always happy to take your call at +49 (571) 887-44222.

	Item no.: 248-501/000-005 Mini-WSB marking card; as card; not stretchable; plain; snap-on type; red	www.wago.com/248-501/000-005
	Item no.: 248-501/000-006 Mini-WSB marking card; as card; not stretchable; plain; snap-on type; blue	www.wago.com/248-501/000-006
	Item no.: 248-501/000-007 Mini-WSB marking card; as card; not stretchable; plain; snap-on type; gray	www.wago.com/248-501/000-007
	Item no.: 248-501/000-012 Mini-WSB marking card; as card; not stretchable; plain; snap-on type; orange	www.wago.com/248-501/000-012
	Item no.: 248-501/000-017 Mini-WSB marking card; as card; not stretchable; plain; snap-on type; light green	www.wago.com/248-501/000-017
	Item no.: 248-501/000-023 Mini-WSB marking card; as card; not stretchable; plain; snap-on type; green	www.wago.com/248-501/000-023
	Item no.: 248-501/000-024 Mini-WSB marking card; as card; not stretchable; plain; snap-on type; violet	www.wago.com/248-501/000-024
	Item no.: 750-103 Group marker carrier; transparent	www.wago.com/750-103
	Item no.: 750-107 Group marker carrier; transparent	www.wago.com/750-107
system box		
	Item no.: 850-804 IP65 enclosure; Stainless steel; WxHxD (400x123x200 mm); 4 x M20, 16 x M16, 28 x M12 cable grip	www.wago.com/850-804
	Item no.: 850-804/000-001 IP65 enclosure; Stainless steel; WxHxD (400x123x200 mm); 2 x M20, 13 x M16, 32 x M12 cable grip	www.wago.com/850-804/000-001
	Item no.: 850-805 IP65 enclosure; Stainless steel; WxHxD (600x123x200 mm); 4 x M20, 19 x M16, 67 x M12 cable grip	www.wago.com/850-805
	Item no.: 850-814/002-000 IP65 enclosure; Sheet steel (RAL 7035); WxHxD (200x120x200 mm); without flange plate	www.wago.com/850-814/002-000
	Item no.: 850-815/002-000 IP65 enclosure; Sheet steel (RAL 7035); WxHxD (300x120x200 mm); without flange plate	www.wago.com/850-815/002-000

Subject to changes. Please also observe the further product documentation!

WAGO Kontakttechnik GmbH & Co. KG
Hansastr. 27
32423 Minden
Phone: +49571 887-0 | Fax: +49571 887-169
Email: info.de@wago.com | Web: www.wago.com

Do you have any questions about our products?
We are always happy to take your call at +49 (571) 887-44222.

	Item no.: 850-816/002-000 IP65 enclosure; Sheet steel (RAL 7035); WxHxD (400x120x200 mm); without flange plate	www.wago.com/850-816/002-000
	Item no.: 850-817/002-000 IP65 enclosure; Sheet steel (RAL 7035); WxHxD (600x120x200 mm); without flange plate	www.wago.com/850-817/002-000
	Item no.: 850-825 IP65 enclosure; Aluminium (RAL 7032); WxHxD (160x100x160 mm); 9 x M12, 4 x M20	www.wago.com/850-825
	Item no.: 850-826 IP65 enclosure; Aluminium (RAL 7032); WxHxD (240x100x160 mm); 4 x M20, 4 x M16, 14 x M12 cable grip	www.wago.com/850-826
	Item no.: 850-826/002-000 IP65 enclosure; Aluminium (RAL 7035); WxHxD (240x100x160 mm); 4 x M20, 4 x M16, 14 x M12 cable grip	www.wago.com/850-826/002-000
	Item no.: 850-827 IP65 enclosure; Aluminium (RAL 7032); WxHxD (320x100x160 mm); 4 x M20, 8 x M16, 17 x M12 cable grip	www.wago.com/850-827
	Item no.: 850-827/002-000 IP65 enclosure; Aluminium (RAL 7035); WxHxD (320x100x160 mm); 4 x M20, 8 x M16, 17 x M12 cable grip	www.wago.com/850-827/002-000
	Item no.: 850-828 IP65 enclosure; Aluminium (RAL 7032); WxHxD (480x100x160 mm); 4 x M20, 10 x M16, 35 x M12 cable grip	www.wago.com/850-828
	Item no.: 850-828/002-000 IP65 enclosure; Aluminium (RAL 7035); WxHxD (480x100x160 mm); 4 x M20, 10 x M16, 35 x M12 cable grip	www.wago.com/850-828/002-000
	Item no.: 850-834 IP65 enclosure; Polyester (RAL 7032); WxHxD (164x100x164 mm); 9 x M12, 4 x M20	www.wago.com/850-834
	Item no.: 850-835 IP65 enclosure; Polyester (RAL 7032); WxHxD (244x100x164 mm); 4 x M20, 4 x M16, 14 x M12 cable grip	www.wago.com/850-835
	Item no.: 850-836 IP65 enclosure; Polyester (RAL 7032); WxHxD (324x100x164 mm); 4 x M20, 8 x M16, 17 x M12 cable grip	www.wago.com/850-836

software

	Item no.: 759-333 WAGO-I/O-PRO	www.wago.com/759-333
	Item no.: 759-333/000-923 WAGO-I/O-PRO; USB-Set	www.wago.com/759-333/000-923
	Item no.: 759-911 WAGO-I/O-PRO; CD	www.wago.com/759-911

Subject to changes. Please also observe the further product documentation!

WAGO Kontakttechnik GmbH & Co. KG
Hansastr. 27
32423 Minden
Phone: +49571 887-0 | Fax: +49571 887-169
Email: info.de@wago.com | Web: www.wago.com

Do you have any questions about our products?
We are always happy to take your call at +49 (571) 887-44222.

Carrier rail

	Item no.: 210-112 Steel carrier rail; 35 x 7.5 mm; 1 mm thick; 2 m long; slotted; according to EN 60715; "Hole width 25 mm; silver-colored	www.wago.com/210-112
	Item no.: 210-113 Steel carrier rail; 35 x 7.5 mm; 1 mm thick; 2 m long; unslotted; according to EN 60715; silver-colored	www.wago.com/210-113
	Item no.: 210-114 Steel carrier rail; 35 x 15 mm; 1.5 mm thick; 2 m long; unslotted; similar to EN 60715; silver-colored	www.wago.com/210-114
	Item no.: 210-115 Steel carrier rail; 35 x 7.5 mm; 1 mm thick; 2 m long; slotted; according to EN 60715; "Hole width 18 mm; silver-colored	www.wago.com/210-115
	Item no.: 210-118 Steel carrier rail; 35 x 15 mm; 2.3 mm thick; 2 m long; unslotted; according to EN 60715; silver-colored	www.wago.com/210-118
	Item no.: 210-196 Aluminum carrier rail; 35 x 8.2 mm; 1.6 mm thick; 2 m long; unslotted; similar to EN 60715; silver-colored	www.wago.com/210-196
	Item no.: 210-197 Steel carrier rail; 35 x 15 mm; 1.5 mm thick; 2 m long; slotted; similar to EN 60715; silver-colored	www.wago.com/210-197
	Item no.: 210-198 Copper carrier rail; 35 x 15 mm; 2.3 mm thick; 2 m long; unslotted; according to EN 60715; copper-colored	www.wago.com/210-198
	Item no.: 210-504 Steel carrier rail; 35 x 7.5 mm; 1 mm thick; 2 m long; slotted; galvanized; according to EN 60715; silver-colored	www.wago.com/210-504
	Item no.: 210-505 Steel carrier rail; 35 x 7.5 mm; 1 mm thick; 2 m long; unslotted; galvanized; according to EN 60715; silver-colored	www.wago.com/210-505
	Item no.: 210-506 Steel carrier rail; 35 x 15 mm; 1.5 mm thick; 2 m long; unslotted; galvanized; similar to EN 60715; silver-colored	www.wago.com/210-506
	Item no.: 210-508 Steel carrier rail; 35 x 15 mm; 1.5 mm thick; 2 m long; slotted; galvanized; similar to EN 60715; silver-colored	www.wago.com/210-508

shield connection

	Item no.: 790-108 Shield clamping saddle; 11 mm wide; diameter of compatible conductor; 3 ... 8 mm	www.wago.com/790-108
	Item no.: 790-116 Shield clamping saddle; 19 mm wide; diameter of compatible conductor; 7 ... 16 mm	www.wago.com/790-116
	Item no.: 790-124 Shield clamping saddle; 27 mm wide; diameter of compatible conductor; 6 ... 24 mm	www.wago.com/790-124
	Item no.: 790-140 Shield clamping saddle; diameter of compatible conductor	www.wago.com/790-140

Subject to changes. Please also observe the further product documentation!

WAGO Kontakttechnik GmbH & Co. KG
Hansastr. 27
32423 Minden
Phone: +49571 887-0 | Fax: +49571 887-169
Email: info.de@wago.com | Web: www.wago.com

Do you have any questions about our products?
We are always happy to take your call at +49 (571) 887-44222.

	Item no.: 790-208 Shield clamping saddle; 12.4 mm wide; 3 ... 8 mm	www.wago.com/790-208
	Item no.: 790-216 Shield clamping saddle; 21.8 mm wide; 6 ... 16 mm	www.wago.com/790-216
	Item no.: 790-220 Shield clamping saddle; 30 mm wide; 6 ... 20 mm	www.wago.com/790-220
General accessories		
	Item no.: 750-921 Bluetooth® Adapter; light gray	www.wago.com/750-921
	Item no.: 750-923 Configuration cable; USB connector; Length: 2.5 m; black	www.wago.com/750-923
	Item no.: 750-923/000-001 Configuration cable; USB connector; Length: 5 m	www.wago.com/750-923 /000-001
memory card		
	Item no.: 758-879/000-001 Memory Card SD; SLC-NAND; 2 GByte; Temperature from -40 to 90 °C	www.wago.com/758-879 /000-001
	Item no.: 758-879/000-2108 Memory Card SD; pSLC-NAND; 8 GB; Temperature range: -40 to 90°C	www.wago.com/758-879 /000-2108

Downloads

Documentation

Manual

WAGO IEC 61850 Solution for programmable Controls of Telecontrol Technology	V 1.8.0	pdf 19.7 MB	Download
PFC200 CS 2ETH RS CAN DPM Telecontrol/T Controller PFC200; 2 x ETHERNET, RS-232/-485, CAN, CANopen, PROFIBUS-Master; Telecontrol technology; Ext. Temperature	V 1.7.0 10. 12. 2020	pdf 8.8 MB	Download
WAGO DNP3 Solution for programmable Controls of Telecontrol Technology	V 1.5.1	pdf 5.2 MB	Download
WAGO MODBUS Master Configurator for configuration of MODBUS networks in WAGO-I/O-PRO (CODESYS)	V 1.1.0	pdf 1.8 MB	Download
WAGO IEC 60870 Solution	V 1.8.0	pdf	Download

Subject to changes. Please also observe the further product documentation!

WAGO Kontakttechnik GmbH & Co. KG
Hansastr. 27
32423 Minden
Phone: +49571 887-0 | Fax: +49571 887-169
Email: info.de@wago.com | Web: www.wago.com

Do you have any questions about our products?
We are always happy to take your call at +49 (571) 887-44222.

for programmable Controls of Telecontrol Technology		6.0 MB	
Cyber Security for Controller PFC100 / PFC200	V 1.2.0	pdf 8.3 MB	Download
Systemhandbuch WAGO I/O System 750 / 753 Dezentrale Automatisierungstechnik	V 3.0.0 4. 3. 2021	pdf 6.6 MB	Download

Bid Text

750-8208/025-001 X81 - Datei	19. 2. 2019	xml 8.2 kB	Download
750-8208/025-001 docx - Datei	23. 1. 2019	docx 21.0 kB	Download

Tutorial

WAGO IEC 61850 solution (Transformer)	1.0 1. 6. 2012	wmv 20.0 MB	Download
Establish connection to a controller using SSH In this video we are demonstrating how to establish a SSH connec-tion with a controller using for example PuTTY to be able to work with the LINUX console. Contents: 0:21 Download and install the SSH client; 0:40 Establish the SSH connection; 0:50 Log on to the Controller	1.0 5. 8. 2017	mp4 29.0 MB	Download
Set IP address with Ethernet Settings In this video we are demonstrating how you can set a IP address with Ethernet Settings. Content: 00:27 – Chapter #1 Download and install software; 00:56 – Chapter #2 Open Ethernet Settings; 01:10 – Chapter #3 Establish serial Connection; 01:34 – Chapter #4 Set IP address; 02:10 – Chapter #5 Check IP address	3.0 18. 12. 2017	mp4 88.3 MB	Download
Tutorial WAGO IEC 61850 / 61400 solution	1.0 1. 6. 2012	wmv 45.4 MB	Download
WAGO IEC 61400-25 solution (Windmill)	1.0 1. 6. 2012	wmv 20.4 MB	Download

System Description

Overview on WAGO-I/O-SYSTEM 750 approvals		pdf 780.2 kB	Download
Controller PFC100/200, General Product Information		pdf 591.2 kB	Download

Subject to changes. Please also observe the further product documentation!

WAGO Kontakttechnik GmbH & Co. KG
Hansastr. 27
32423 Minden
Phone: +49571 887-0 | Fax: +49571 887-169
Email: info.de@wago.com | Web: www.wago.com

Do you have any questions about our products?
We are always happy to take your call at +49 (571) 887-44222.

Additional Information

Disposal; Electrical and electronic equipment, Packaging	V 1.0.0	pdf 265.8 kB	Download
WAGO OPC UA Server	V 1.1.0 28. 1. 2021	pdf 1.2 MB	Download

Application Notes

Application Note e!COCKPIT

HART Tool Routing via ETHERNET with 750-820x and e!RUNTIME (a116130) This application note describes how to set up asset management systems, which facilitate simple, efficient configuration of HART field devices. With the Cerabar PMC51 (Endress+Hauser) as an example, a connection is established from any HART sensor to a WAGO PROFIBUS Controller and a WAGO ETHERNET fieldbus coupler. The configuration is made with the asset management software WAGOframe, PACTware und FieldCare.	1.0.0 22. 3. 2019	pdf 2.9 MB	Download
SNMP Communication (a500850) This application note explains how the WAGO controllers PFC100 andPFC200 can communicate via SNMP: Sending traps / inform notifications, creating an MIB and using the controller as an SNMP agent. To do so, the SNMP-specific libraries for WAGO-I/O-PRO V2.3 and e!COCKPIT are used.	V1.1.0 20. 2. 2020	zip 3.8 MB	Download
e!COCKPIT application note WagoAppCloud This application note explains how the WAGO controllers PFC100 and PFC200 can communicate with cloud services like Microsoft Azure (WAGO Cloud), Amazon AWS and IBM Bluemix. Data could be send to the cloud and commands could receive from the cloud. The libraries WagoLibCloud for WAGO-I/O-PRO V2.3 and WagoAppCloud for e!COCKPIT are used.	2020-11-27 27. 11. 2020	zip 2.8 MB	Download
eCOCKPIT application note installation MySQL-Server This Application Note explains how a MySQL-Server can be set up and used on a PFC 200. The Application shows how measurement values of the 3-Phase Power Measurement Module can be written into a database.	2019-09-09 9. 9. 2019	pdf 1.9 MB	Download

Application Note CoDeSys 2.3

Using the web visualization with Java™ runtime environment (JRE, JVM) 7 update 51 (7u51) (a500690)	V1.2.4 26. 2. 2019	zip 5.0 MB	Download

Subject to changes. Please also observe the further product documentation!

WAGO Kontakttechnik GmbH & Co. KG
Hansastr. 27
32423 Minden
Phone: +49571 887-0 | Fax: +49571 887-169
Email: info.de@wago.com | Web: www.wago.com

Do you have any questions about our products?
We are always happy to take your call at +49 (571) 887-44222.

Oracle announced an update (7u51) for their Java™ runtime environment for the 14th of January 2014 which might have an impact on the use of the WAGO web visualization with Controller, PERSPECTO CP devices and WAGO-IO-IPCs. For more details please have a look into our application note.			
Application note Cloud Connectivity This application note explains how the WAGO controllers PFC100 and PFC200 can communicate with cloud services like Microsoft Azure (WAGO Cloud), Amazon AWS and IBM Bluemix. Data could be send to the cloud and commands could receive from the cloud. The libraries WagoLibCloud for WAGO-I/O-PRO V2.3 and WagoAppCloud for e!COCKPIT are used.	2019-09-17 17. 9. 2019	zip 4.1 MB	Download
HART Tool Routing via ETHERNET with 750-820x/750-88x and CODESYS 2.3 (a116120) This application note describes how to set up asset management systems, which facilitate simple, efficient configuration of HART field devices. With the Cerabar PMC51 (Endress+Hauser) as an example, a connection is established from any HART sensor to a WAGO PROFIBUS Controller and a WAGO ETHERNET Fieldbus Coupler. The configuration is made with the asset management software WAGOframe, PACTware und FieldCare.	1.0.0 22. 3. 2019	pdf 3.9 MB	Download
HART Tool Routing via PROFIBUS with 750-833 and 750-333 (a116140) This application note describes how to set up asset management systems, which facilitate simple, efficient configuration of HART field devices. Using the Cerabar PMC51 (Endress+Hauser) as an example, connecting any HART sensor to a WAGO PROFIBUS controller and a WAGO PROFIBUS Coupler is explained. The cyclic PROFIBUS Master (750-8208) realizes the data exchange. As an acyclic master, a TH LINK PROFIBUS provides access for the plant asset management applications WAGOframe, PACTware and FieldCare.	1.0.0 22. 3. 2019	pdf 5.3 MB	Download
Application note for installing a MySQL-Server on a PFC-Controller This Application Note explains how a MySQL-Server can be set up and used on a PFC 200. The Application shows how measurement values of the 3-Phase Power Measurement Module can be written into a database.	V 1.0.4 16. 5. 2019	zip 4.5 MB	Download

Libraries

Library

Library WagoLibCloud_02.lib Die Bibliothek dient zur Kommunikation des WAGO Controller PFC100 und PFC200 mit Cloud Diensten wie Microsoft Azure (WAGO Cloud), Amazon AWS and IBM Bluemix. Daten können zur Cloud gesendet und Kommandos von der Cloud empfangen werden.	V2.2.4 21. 1. 2020	zip 57.6 kB	Download

Subject to changes. Please also observe the further product documentation!

WAGO Kontakttechnik GmbH & Co. KG
Hansastr. 27
32423 Minden
Phone: +49571 887-0 | Fax: +49571 887-169
Email: info.de@wago.com | Web: www.wago.com

Do you have any questions about our products?
We are always happy to take your call at +49 (571) 887-44222.

Engineering-Software

Configuration and Commissioning Software

WAGO-IO-PRO Demo-Version (759-912) / Serie 750, 758 und 762	2.3.9.61 3. 7. 2015	zip 372.0 MB	Download

Runtime Software

Firmware

Firmware: 750-8208/025-001 Controller PFC200; 2 x ETHERNET, RS-232/-485, CAN, CANopen, PROFIBUS-Master; Telecontrol technology; Ext. Temperature; light gray	18 4. 1. 2021	zip 117.8 MB	Download
Firmware: 750-8208/025-001 Controller PFC200; 2 x ETHERNET, RS-232/-485, CAN, CANopen, PROFIBUS-Master; Telecontrol technology; Ext. Temperature; light gray	18 22. 12. 2020	zip 117.8 MB	Download

CAD/CAE-Data

CAD data

2D/3D Models 750-8208/025-001	URL	Download

CAE data

EPLAN Data Portal 750-8208/025-001	URL	Download
ZUKEN Portal 750-8208/025-001	URL	Download
EPLAN Data Portal 750-8208/025-001	URL	Download

Device Files

Device Description File

750-914; EDS file for CANopen / 750, 752 and 767 Series	XS 15. 10. 2020	zip 1.6 MB	Download

Device Driver

750-914; EDS file for CANopen / 750, 752 and 767 Series	XS 15. 10. 2020	zip 1.6 MB	Download

Subject to changes. Please also observe the further product documentation!

WAGO Kontakttechnik GmbH & Co. KG
Hansastr. 27
32423 Minden
Phone: +49571 887-0 | Fax: +49571 887-169
Email: info.de@wago.com | Web: www.wago.com

Do you have any questions about our products?
We are always happy to take your call at +49 (571) 887-44222.

Environmental Product Compliance

Compliance Search

Environmental Product Compliance 750-8208/025-001 Controller PFC200; 2 x ETHERNET, RS-232/-485, CAN, CANopen, PROFIBUS-Master; Telecontrol technology; Ext. Temperature; light gray	URL	Download

Installation Notes

Product family

Controller 750
Show all products from the family

WAGO Kontakttechnik GmbH & Co. KG
Hansastr. 27
32423 Minden
Phone: +49571 887-0 | Fax: +49571 887-169
Email: info.de@wago.com | Web: www.wago.com

Do you have any questions about our products?
We are always happy to take your call at +49 (571) 887-44222.