

Features

- MOUNTS FLUSH WITH PANEL.
- LOW POWER CONSUMPTION.
- SUITABLE FOR AUDIO PANEL INDICATOR.
- FITS 2mm HOLE IN PANEL UP TO 3.5mm (0.138").
- LONG LIFE - SOLID STATE RELIABILITY.

L13HD BRIGHT RED

L13GD GREEN

L13ID HIGH EFFICIENCY RED

L13YD YELLOW

Description

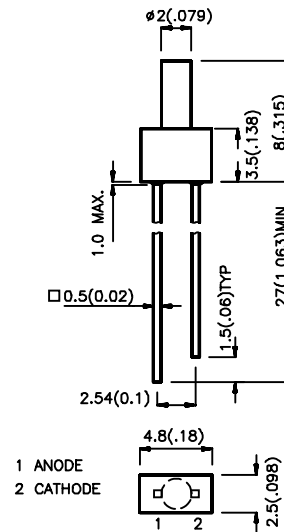
The Bright Red source color devices are made with Gallium Phosphide Red Light Emitting Diode.

The High Efficiency Red source color devices are made with Gallium Arsenide Phosphide on Gallium Phosphide Orange Light Emitting Diode.

The Green source color devices are made with Gallium Phosphide Green Light Emitting Diode.

The Yellow source color devices are made with Gallium Arsenide Phosphide on Gallium Phosphide Yellow Light Emitting Diode.

Package Dimensions



Notes:

1. All dimensions are in millimeters (inches).
2. Tolerance is $\pm 0.25(0.01)$ " unless otherwise noted.
3. Lead spacing is measured where the lead emerge package.
4. Specifications are subjected to change without notice.

Selection Guide

Part No.	Dice	Lens Type	Iv (mcd) @ 10 mA		Viewing Angle
			Min.	Typ.	
L13HD	BRIGHT RED (GaP)	RED DIFFUSED	0.5	1.5	70°
L13ID	HIGH EFFICIENCY RED (GaAsP/GaP)	RED DIFFUSED	5	10	70°
L13GD	GREEN (GaP)	GREEN DIFFUSED	3	10	70°
L13YD	YELLOW (GaAsP/GaP)	YELLOW DIFFUSED	3	8	70°

Note:

1. $\theta_{1/2}$ is the angle from optical centerline where the luminous intensity is 1/2 the optical centerline value.

Electrical / Optical Characteristics at T_A=25°C

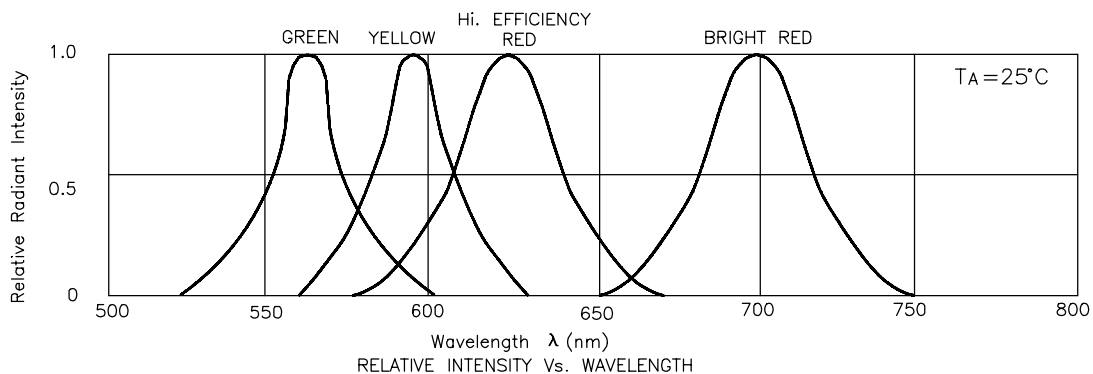
Symbol	Parameter	Device	Typ.	Max.	Units	Test Conditions
λ_{peak}	Peak Wavelength	Bright Red High Efficiency Red Green Yellow	700 625 565 590		nm	IF=20mA
$\Delta\lambda_{1/2}$	Spectral Line Halfwidth	Bright Red High Efficiency Red Green Yellow	45 45 30 35		nm	IF=20mA
C	Capacitance	Bright Red High Efficiency Red Green Yellow	40 12 45 10		pF	VF=0V;f=1MHz
V _F	Forward Voltage	Bright Red High Efficiency Red Green Yellow	2.0 2.0 2.2 2.1	2.5 2.5 2.5 2.5	V	IF=20mA
I _R	Reverse Current	All		10	uA	VR = 5V

Absolute Maximum Ratings at T_A=25°C

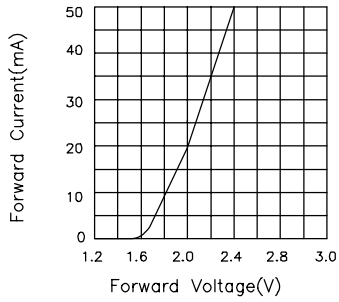
Parameter	Bright Red	High Efficiency Red	Green	Yellow	Units
Power dissipation	120	105	105	105	mW
DC Forward Current	25	30	25	30	mA
Peak Forward Current [1]	150	150	150	150	mA
Reverse Voltage	5	5	5	5	V
Operating/Storage Temperature	-40°C To + 85°C				
Lead Soldering Temperature [2]	260°C For 5 Seconds				

Notes:

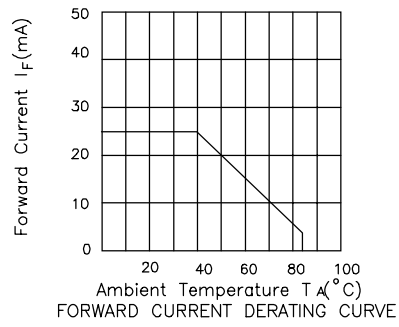
- 1/10 Duty Cycle, 0.1ms Pulse Width.
- 4mm below package base.



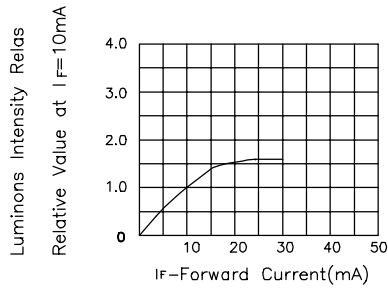
Bright Red L13HD



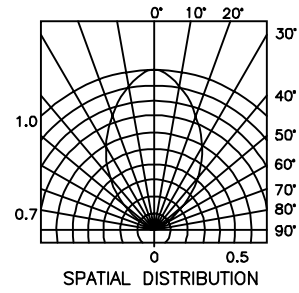
FORWARD CURRENT Vs. FORWARD VOLTAGE



FORWARD CURRENT DERATING CURVE

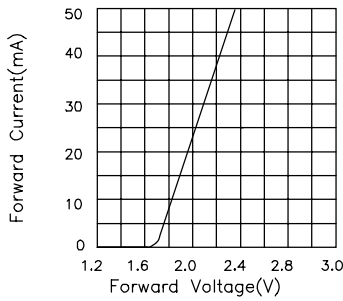


LUMINOUS INTENSITY Vs. FORWARD CURRENT

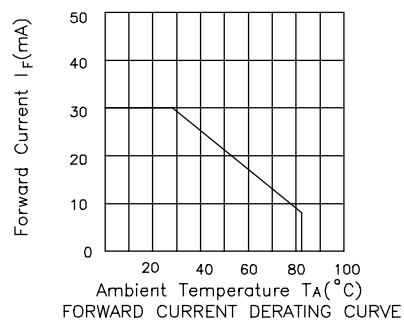


SPATIAL DISTRIBUTION

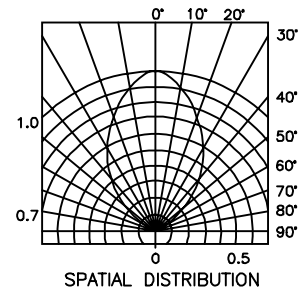
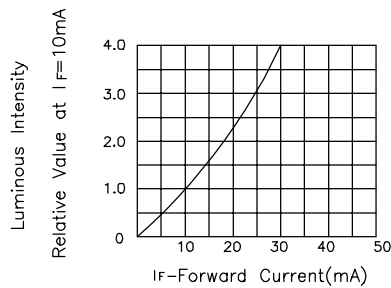
High Efficiency Red L13ID



FORWARD CURRENT Vs. FORWARD VOLTAGE

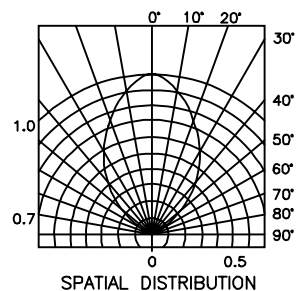
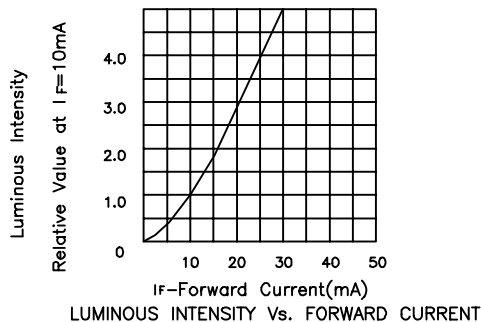
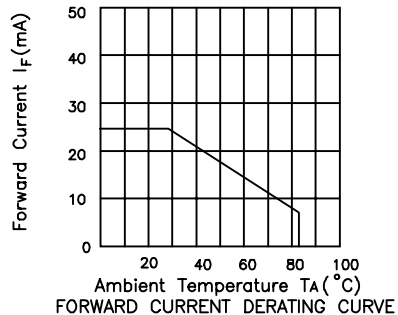
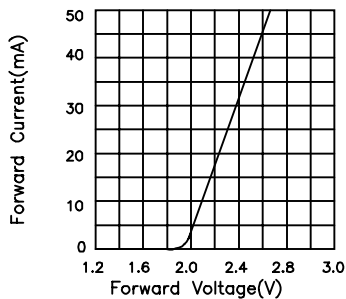


FORWARD CURRENT DERATING CURVE



SPATIAL DISTRIBUTION

Green L13GD



Yellow L13YD

